

For Project: The
 Project Notes: Opposit Mayfield House, Noth Warnbrough Street
 Location/Name: Incoming
 Report Generated: 01/06/2020
 Speed Intervals 5 MPH
 Time Intervals 5
 Traffic Report From 12/27/2019
 85th Percentile Speed 25.9 MPH
 85th Percentile Vehicles 3165
 Max Speed 50 MPH
 Total Vehicles 3724
 AADT: 417

Street (NW) Facing South
 23:59
 14:00:00 through 01/05/2020 11:59:59
 on 01/01/2020 22:50:00

Volumes - weekly counts

Time	5 Day	7 Day
Average Daily	398	383
AM Peak 11:00	39	40
PM Peak 03:00	37	38

Speed

Speed Limit: 20
 85th Percentile Speed: 25.9
 Average Speed: 21.17

	Monday	Tuesday	Wednesday	Thursday	Friday	Saturday	Sunday
Count over limit	274	244	183	274	440	536	299
% over limit	59.2	57.8	57.2	61.7	63.8	60.2	60.5
Avg Speeder	24.2	24.4	24.5	24.0	24.6	24.1	24.0

Day/Time Ending	85th pctl (mph)	85th pctl cnts	Total Cnts	Max Speed	Avg Speeder	% Speeders
27/12/2019 15:00:00	27.5	18	21	30	24.6	66.7%
27/12/2019 16:00:00	25.8	37	43	35	25.0	37.2%
27/12/2019 17:00:00	27.5	23	27	40	25.5	55.6%
27/12/2019 18:00:00	25.0	16	19	30	24.0	52.6%
27/12/2019 19:00:00	27.5	11	13	35	24.7	69.2%
27/12/2019 20:00:00	30.0	11	13	35	25.4	92.3%
27/12/2019 21:00:00	28.3	10	12	35	25.6	66.7%
27/12/2019 22:00:00	23.8	11	13	25	22.5	61.5%
27/12/2019 23:00:00	25.0	8	10	35	25.0	60.0%
28/12/2019 00:00:00	23.8	4	5	25	22.5	80.0%
28/12/2019 01:00:00	25.0	2	2	25	22.5	100.0%
28/12/2019 02:00:00	20.0	1	1	20	0.0	0.0%
28/12/2019 03:00:00	25.0	2	2	25	22.5	100.0%
28/12/2019 04:00:00	30.0	2	2	30	27.5	100.0%
28/12/2019 05:00:00	25.0	1	1	25	22.5	100.0%
28/12/2019 06:00:00	27.5	3	4	30	25.8	75.0%
28/12/2019 07:00:00	25.0	3	4	30	24.2	75.0%
28/12/2019 08:00:00	28.3	8	9	30	24.4	88.9%
28/12/2019 09:00:00	27.5	17	20	30	25.0	60.0%
28/12/2019 10:00:00	25.0	31	36	30	23.8	52.8%
28/12/2019 11:00:00	26.4	30	35	30	23.9	71.4%
28/12/2019 12:00:00	24.8	42	50	35	23.9	66.0%
28/12/2019 13:00:00	23.8	31	36	30	22.8	47.2%
28/12/2019 14:00:00	25.0	41	48	35	24.0	54.2%
28/12/2019 15:00:00	26.0	25	29	30	24.2	51.7%
28/12/2019 16:00:00	25.0	31	36	35	24.0	55.6%
28/12/2019 17:00:00	27.0	25	29	40	24.6	65.5%
28/12/2019 18:00:00	24.5	21	25	30	23.6	56.0%
28/12/2019 19:00:00	25.0	14	16	35	23.8	75.0%
28/12/2019 20:00:00	24.4	10	12	30	23.1	75.0%
28/12/2019 21:00:00	23.3	8	10	30	23.8	40.0%
28/12/2019 22:00:00	25.0	3	4	30	24.2	75.0%
28/12/2019 23:00:00	30.0	6	7	35	26.5	71.4%
29/12/2019 00:00:00	23.8	5	6	25	22.5	66.7%
29/12/2019 01:00:00	30.0	3	3	30	25.0	66.7%
29/12/2019 02:00:00	40.0	1	1	40	37.5	100.0%
29/12/2019 03:00:00	25.0	2	2	25	22.5	50.0%
29/12/2019 04:00:00	30.0	1	1	30	27.5	100.0%
29/12/2019 05:00:00	25.0	1	1	25	22.5	100.0%
29/12/2019 06:00:00	30.0	1	1	30	27.5	100.0%
29/12/2019 07:00:00	25.0	2	2	25	22.5	50.0%
29/12/2019 08:00:00	25.0	5	6	30	23.3	100.0%
29/12/2019 09:00:00	30.0	13	15	35	25.8	80.0%
29/12/2019 10:00:00	24.4	11	13	30	23.1	69.2%
29/12/2019 11:00:00	24.4	31	36	30	23.3	52.8%
29/12/2019 12:00:00	24.8	31	37	30	23.5	67.6%
29/12/2019 13:00:00	26.7	38	45	35	24.3	68.9%
29/12/2019 14:00:00	24.3	32	38	30	23.1	63.2%
29/12/2019 15:00:00	24.6	29	34	30	23.7	50.0%

29/12/2019 16:00:00	22.9	34	40	35	23.3	32.5%
29/12/2019 17:00:00	25.0	22	26	30	23.9	53.8%
29/12/2019 18:00:00	23.8	14	17	30	24.2	35.3%
29/12/2019 19:00:00	24.0	20	24	35	23.8	50.0%
29/12/2019 20:00:00	24.0	4	5	25	22.5	100.0%
29/12/2019 21:00:00	23.3	11	13	30	23.8	30.8%
29/12/2019 22:00:00	30.0	3	3	30	27.5	33.3%
29/12/2019 23:00:00	20.0	3	4	25	22.5	25.0%
30/12/2019 00:00:00	25.0	1	1	25	22.5	100.0%
30/12/2019 01:00:00	0.0	0	0	0	0.0	0.0%
30/12/2019 02:00:00	25.0	2	2	25	22.5	100.0%
30/12/2019 03:00:00	0.0	0	0	0	0.0	0.0%
30/12/2019 04:00:00	23.3	3	4	25	22.5	75.0%
30/12/2019 05:00:00	25.0	2	2	25	22.5	100.0%
30/12/2019 06:00:00	20.0	2	2	20	0.0	0.0%
30/12/2019 07:00:00	25.0	7	8	35	25.0	50.0%
30/12/2019 08:00:00	28.0	14	16	30	24.8	68.8%
30/12/2019 09:00:00	25.0	23	27	35	24.4	48.1%
30/12/2019 10:00:00	24.8	32	38	30	23.4	71.1%
30/12/2019 11:00:00	27.5	34	40	35	24.7	67.5%
30/12/2019 12:00:00	24.5	40	47	30	23.5	55.3%
30/12/2019 13:00:00	25.7	34	40	30	23.9	62.5%
30/12/2019 14:00:00	25.7	37	43	30	24.1	51.2%
30/12/2019 15:00:00	26.2	32	38	30	25.0	42.1%
30/12/2019 16:00:00	24.2	33	39	30	23.7	43.6%
30/12/2019 17:00:00	27.5	34	40	35	24.8	65.0%
30/12/2019 18:00:00	28.0	18	21	35	25.0	66.7%
30/12/2019 19:00:00	27.5	17	20	35	24.3	85.0%
30/12/2019 20:00:00	28.8	18	21	35	25.8	57.1%
30/12/2019 21:00:00	20.0	3	4	25	22.5	25.0%
30/12/2019 22:00:00	25.0	3	4	30	23.8	100.0%
30/12/2019 23:00:00	23.3	4	5	25	22.5	60.0%
31/12/2019 00:00:00	25.0	3	3	25	22.5	66.7%
31/12/2019 01:00:00	30.0	2	2	30	27.5	100.0%
31/12/2019 02:00:00	0.0	0	0	0	0.0	0.0%
31/12/2019 03:00:00	30.0	2	2	30	27.5	50.0%
31/12/2019 04:00:00	0.0	0	0	0	0.0	0.0%
31/12/2019 05:00:00	25.0	1	1	25	22.5	100.0%
31/12/2019 06:00:00	27.5	3	4	30	25.8	75.0%
31/12/2019 07:00:00	25.0	6	7	30	24.2	42.9%
31/12/2019 08:00:00	29.0	12	14	35	26.4	64.3%
31/12/2019 09:00:00	27.0	14	17	30	25.0	58.8%
31/12/2019 10:00:00	23.8	27	32	30	23.2	43.8%
31/12/2019 11:00:00	25.8	29	34	30	23.8	67.6%
31/12/2019 12:00:00	24.7	41	48	35	24.1	52.1%
31/12/2019 13:00:00	24.1	26	31	30	23.6	45.2%
31/12/2019 14:00:00	29.0	26	30	40	25.7	63.3%
31/12/2019 15:00:00	23.4	36	42	30	22.8	40.5%
31/12/2019 16:00:00	26.1	40	47	30	24.2	57.4%
31/12/2019 17:00:00	24.7	26	31	35	23.8	74.2%

31/12/2019 18:00:00	28.3	20	23	40	25.6	56.5%
31/12/2019 19:00:00	27.5	12	14	40	25.3	64.3%
31/12/2019 20:00:00	28.0	16	19	35	25.0	73.7%
31/12/2019 21:00:00	27.5	7	8	30	23.9	87.5%
31/12/2019 22:00:00	30.0	5	6	40	28.8	66.7%
31/12/2019 23:00:00	30.0	6	7	35	25.5	71.4%
01/01/2020 00:00:00	25.0	2	2	25	22.5	50.0%
01/01/2020 01:00:00	25.0	4	5	30	25.0	40.0%
01/01/2020 02:00:00	24.3	6	7	25	22.5	100.0%
01/01/2020 03:00:00	25.0	2	2	25	22.5	100.0%
01/01/2020 04:00:00	0.0	0	0	0	0.0	0.0%
01/01/2020 05:00:00	0.0	0	0	0	0.0	0.0%
01/01/2020 06:00:00	35.0	3	3	35	30.8	100.0%
01/01/2020 07:00:00	25.0	2	2	25	22.5	100.0%
01/01/2020 08:00:00	20.0	1	1	20	0.0	0.0%
01/01/2020 09:00:00	28.8	5	6	30	26.5	83.3%
01/01/2020 10:00:00	27.5	14	16	30	24.3	68.8%
01/01/2020 11:00:00	25.0	20	24	30	24.2	50.0%
01/01/2020 12:00:00	23.8	27	32	30	23.9	34.4%
01/01/2020 13:00:00	24.7	29	34	35	23.7	61.8%
01/01/2020 14:00:00	24.1	21	25	30	23.3	52.0%
01/01/2020 15:00:00	23.9	20	24	35	23.9	45.8%
01/01/2020 16:00:00	27.5	28	33	45	25.7	57.6%
01/01/2020 17:00:00	25.0	27	32	30	23.6	68.8%
01/01/2020 18:00:00	26.7	17	20	35	24.8	55.0%
01/01/2020 19:00:00	27.5	16	19	30	25.2	57.9%
01/01/2020 20:00:00	28.3	11	13	35	25.6	61.5%
01/01/2020 21:00:00	27.5	6	7	30	25.8	42.9%
01/01/2020 22:00:00	25.0	1	1	25	22.5	100.0%
01/01/2020 23:00:00	30.0	11	13	50	28.2	53.8%
02/01/2020 00:00:00	25.0	1	1	25	22.5	100.0%
02/01/2020 01:00:00	0.0	0	0	0	0.0	0.0%
02/01/2020 02:00:00	0.0	0	0	0	0.0	0.0%
02/01/2020 03:00:00	0.0	0	0	0	0.0	0.0%
02/01/2020 04:00:00	25.0	1	1	25	22.5	100.0%
02/01/2020 05:00:00	30.0	3	3	30	25.8	100.0%
02/01/2020 06:00:00	30.0	3	3	30	25.8	100.0%
02/01/2020 07:00:00	28.0	12	14	30	25.0	71.4%
02/01/2020 08:00:00	27.0	26	30	35	24.3	66.7%
02/01/2020 09:00:00	27.1	23	27	30	24.0	85.2%
02/01/2020 10:00:00	24.2	37	44	30	23.3	54.5%
02/01/2020 11:00:00	24.4	24	28	30	23.1	64.3%
02/01/2020 12:00:00	25.8	35	41	35	24.0	65.9%
02/01/2020 13:00:00	24.2	34	40	35	23.4	57.5%
02/01/2020 14:00:00	30.0	21	25	35	25.3	64.0%
02/01/2020 15:00:00	24.7	26	30	30	23.3	63.3%
02/01/2020 16:00:00	26.2	22	26	35	24.8	50.0%
02/01/2020 17:00:00	26.4	29	34	30	24.3	55.9%
02/01/2020 18:00:00	24.7	36	42	30	23.6	54.8%
02/01/2020 19:00:00	26.7	9	11	30	24.4	72.7%

02/01/2020 20:00:00	27.5	10	12	35	25.4	58.3%
02/01/2020 21:00:00	23.8	9	11	30	23.5	45.5%
02/01/2020 22:00:00	25.0	13	15	30	23.8	53.3%
02/01/2020 23:00:00	25.0	4	5	30	25.0	40.0%
03/01/2020 00:00:00	25.0	2	2	25	22.5	100.0%
03/01/2020 01:00:00	25.0	3	3	25	22.5	33.3%
03/01/2020 02:00:00	10.0	2	2	10	0.0	0.0%
03/01/2020 03:00:00	35.0	3	3	35	30.0	66.7%
03/01/2020 04:00:00	25.0	2	2	25	22.5	50.0%
03/01/2020 05:00:00	25.0	1	1	25	22.5	100.0%
03/01/2020 06:00:00	30.0	7	8	35	25.0	75.0%
03/01/2020 07:00:00	27.5	9	11	40	25.6	72.7%
03/01/2020 08:00:00	26.7	17	20	35	24.2	75.0%
03/01/2020 09:00:00	25.0	26	31	35	23.9	71.0%
03/01/2020 10:00:00	26.5	38	45	30	24.0	73.3%
03/01/2020 11:00:00	24.4	28	33	30	24.0	39.4%
03/01/2020 12:00:00	28.6	24	28	35	25.6	64.3%
03/01/2020 13:00:00	26.7	30	35	35	24.4	60.0%
03/01/2020 14:00:00	25.8	31	37	40	24.5	59.5%
03/01/2020 15:00:00	28.3	38	45	40	25.1	80.0%
03/01/2020 16:00:00	26.7	35	41	30	24.4	58.5%
03/01/2020 17:00:00	24.6	42	50	35	23.8	64.0%
03/01/2020 18:00:00	25.0	28	33	35	23.8	72.7%
03/01/2020 19:00:00	28.3	24	28	40	25.3	71.4%
03/01/2020 20:00:00	25.0	14	17	30	23.7	76.5%
03/01/2020 21:00:00	28.3	15	18	50	27.1	66.7%
03/01/2020 22:00:00	25.0	8	9	30	23.8	44.4%
03/01/2020 23:00:00	25.0	6	7	30	23.5	71.4%
04/01/2020 00:00:00	30.0	6	7	35	25.5	71.4%
04/01/2020 01:00:00	30.0	2	2	30	27.5	50.0%
04/01/2020 02:00:00	20.0	3	3	20	0.0	0.0%
04/01/2020 03:00:00	20.0	1	1	20	0.0	0.0%
04/01/2020 04:00:00	25.0	1	1	25	22.5	100.0%
04/01/2020 05:00:00	0.0	0	0	0	0.0	0.0%
04/01/2020 06:00:00	32.5	4	5	35	30.0	80.0%
04/01/2020 07:00:00	30.0	8	9	35	25.6	88.9%
04/01/2020 08:00:00	25.0	15	18	35	24.4	72.2%
04/01/2020 09:00:00	27.5	17	20	30	24.5	75.0%
04/01/2020 10:00:00	25.0	25	29	35	23.8	65.5%
04/01/2020 11:00:00	25.7	33	39	30	24.1	56.4%
04/01/2020 12:00:00	25.0	36	42	30	23.5	69.0%
04/01/2020 13:00:00	24.8	47	55	35	23.7	60.0%
04/01/2020 14:00:00	24.1	30	35	40	23.6	51.4%
04/01/2020 15:00:00	24.3	35	41	40	24.1	46.3%
04/01/2020 16:00:00	25.0	26	30	35	24.6	40.0%
04/01/2020 17:00:00	23.8	32	38	30	23.0	50.0%
04/01/2020 18:00:00	27.1	24	28	30	24.4	64.3%
04/01/2020 19:00:00	26.2	14	17	30	24.5	58.8%
04/01/2020 20:00:00	28.3	13	15	35	24.8	73.3%
04/01/2020 21:00:00	25.0	10	12	35	24.6	58.3%

04/01/2020 22:00:00	28.3	8	10	35	27.5	50.0%
04/01/2020 23:00:00	24.3	8	9	25	22.5	77.8%
05/01/2020 00:00:00	30.0	8	9	35	25.0	88.9%
05/01/2020 01:00:00	0.0	0	0	0	0.0	0.0%
05/01/2020 02:00:00	30.0	1	1	30	27.5	100.0%
05/01/2020 03:00:00	30.0	2	2	30	27.5	100.0%
05/01/2020 04:00:00	25.0	2	2	25	22.5	100.0%
05/01/2020 05:00:00	25.0	1	1	25	22.5	100.0%
05/01/2020 06:00:00	30.0	3	4	35	28.8	100.0%
05/01/2020 07:00:00	30.0	5	6	35	26.3	66.7%
05/01/2020 08:00:00	35.0	3	3	35	27.5	100.0%
05/01/2020 09:00:00	25.0	12	14	30	23.6	64.3%
05/01/2020 10:00:00	24.4	18	21	30	23.4	52.4%
05/01/2020 11:00:00	27.2	27	32	30	24.3	78.1%
05/01/2020 12:00:00	26.9	33	39	35	24.3	71.8%

Day/Time Ending	85th pctl (mph)	85th pctl cnts	Total Cnts	Max Speed	Avg Speeder	% Speeders
28/12/2019 00:00:00	26.8	150	176	40	24.7	58.0%
29/12/2019 00:00:00	25.3	360	424	40	24.0	60.8%
30/12/2019 00:00:00	24.8	313	368	40	23.8	56.5%
31/12/2019 00:00:00	25.9	394	464	35	24.2	59.1%
01/01/2020 00:00:00	26.1	358	421	40	24.4	58.0%
02/01/2020 00:00:00	26.1	272	320	50	24.5	57.2%
03/01/2020 00:00:00	25.5	377	444	35	24.0	61.7%
04/01/2020 00:00:00	26.8	437	514	50	24.5	65.8%
05/01/2020 00:00:00	25.6	398	468	40	24.2	59.6%
05/01/2020 11:59:59	27.4	106	125	35	24.6	72.0%

Incoming Weekly Counts
 The Street (NW) Facing South
 Opposit Mayfield House, Noth Warnbrough Street

from Fri-Dec-27-2019-02-00-PM to Sun-Jan-05-2020-11-59-AM

	2019-12-23	to	2019-12-29							
	Monday	Tuesday	Wednesday	Thursday	Friday	Saturday	Sunday	Week	Weekend	Week Day 85%
Hour	2019-12-23	2019-12-24	2019-12-25	2019-12-26	2019-12-27	2019-12-28	2019-12-29	Day Avg	Avg	Avg Speed
0 - 1	*	*	*	*	*	2	3	0	2.5	0
1 - 2	*	*	*	*	*	1	1	0	1	0
2 - 3	*	*	*	*	*	2	2	0	2	0
3 - 4	*	*	*	*	*	2	1	0	1.5	0
4 - 5	*	*	*	*	*	1	1	0	1	0
5 - 6	*	*	*	*	*	4	1	0	2.5	0
6 - 7	*	*	*	*	*	4	2	0	3	0
7 - 8	*	*	*	*	*	9	6	0	7.5	0
8 - 9	*	*	*	*	*	20	15	0	17.5	0
9 - 10	*	*	*	*	*	36	13	0	24.5	0
10 - 11	*	*	*	*	*	35	36	0	35.5	0
11 - 12	*	*	*	*	*	50	37	0	43.5	0
12 - 13	*	*	*	*	*	36	45	0	40.5	0
13 - 14	*	*	*	*	*	48	38	0	43	0
14 - 15	*	*	*	*	21	29	34	21	31.5	27.5
15 - 16	*	*	*	*	43	36	40	43	38	25.8
16 - 17	*	*	*	*	27	29	26	27	27.5	27.5
17 - 18	*	*	*	*	19	25	17	19	21	25
18 - 19	*	*	*	*	13	16	24	13	20	27.5
19 - 20	*	*	*	*	13	12	5	13	8.5	30
20 - 21	*	*	*	*	12	10	13	12	11.5	28.3
21 - 22	*	*	*	*	13	4	3	13	3.5	23.8
22 - 23	*	*	*	*	10	7	4	10	5.5	25
23 - 24	*	*	*	*	5	6	1	5	3.5	23.8
Totals	0	0	0	0	176	424	368			
% of Total	0%	0%	0%	0%	18.18%	43.8%	38.02%			

Incoming Weekly Counts
 The Street (NW) Facing South
 Opposit Mayfield House, Noth Warnbrough Street

from Fri-Dec-27-2019-02-00-PM to Sun-Jan-05-2020-11-59-AM

	2019-12-30	to	2020-01-05							
	Monday	Tuesday	Wednesday	Thursday	Friday	Saturday	Sunday	Week	Weekend	Week Day 85%
Hour	2019-12-30	2019-12-31	2020-01-01	2020-01-02	2020-01-03	2020-01-04	2020-01-05	Day Avg	Avg	Avg Speed
0 - 1	0	2	5	0	3	2	0	2	1	16
1 - 2	2	0	7	0	2	3	1	2.2	2	11.86
2 - 3	0	2	2	0	3	1	2	1.4	1.5	18
3 - 4	4	0	0	1	2	1	2	1.4	1.5	14.66
4 - 5	2	1	0	3	1	0	1	1.4	0.5	21
5 - 6	2	4	3	3	8	5	4	4	4.5	28.5
6 - 7	8	7	2	14	11	9	6	8.4	7.5	26.1
7 - 8	16	14	1	30	20	18	3	16.2	10.5	26.14
8 - 9	27	17	6	27	31	20	14	21.6	17	26.58
9 - 10	38	32	16	44	45	29	21	35	25	25.36
10 - 11	40	34	24	28	33	39	32	31.8	35.5	25.42
11 - 12	47	48	32	41	28	42	39	39.2	40.5	25.48
12 - 13	40	31	34	40	35	55	*	36	55	25.08
13 - 14	43	30	25	25	37	35	*	32	35	26.92
14 - 15	38	42	24	30	45	41	*	35.8	41	25.3
15 - 16	39	47	33	26	41	30	*	37.2	30	26.14
16 - 17	40	31	32	34	50	38	*	37.4	38	25.64
17 - 18	21	23	20	42	33	28	*	27.8	28	26.54
18 - 19	20	14	19	11	28	17	*	18.4	17	27.5
19 - 20	21	19	13	12	17	15	*	16.4	15	27.52
20 - 21	4	8	7	11	18	12	*	9.6	12	25.42
21 - 22	4	6	1	15	9	10	*	7	10	26
22 - 23	5	7	13	5	7	9	*	7.4	9	26.66
23 - 24	3	2	1	2	7	9	*	3	9	26
Totals	464	421	320	444	514	468	125			
% of Total	16.84%	15.28%	11.61%	16.11%	18.65%	16.98%	4.54%			

Incoming Monthly Counts
 The Street (NW) Facing South
 Opposit Mayfield House, Noth Warnbrough Street

from Fri-Dec-27-2019-02-00-PM to Sun-Jan-05-2020-11-59-AM

Hour	Dec 2019							Week Day Avg	Weekend Avg	Week Day 85% Avg Speed
	Monday	Tuesday	Wednesday	Thursday	Friday	Saturday	Sunday			
0 - 1	0	2	*	*	0	2	3	0.67	2.5	10
1 - 2	2	0	*	*	0	1	1	0.67	1	8.33
2 - 3	0	2	*	*	0	2	2	0.67	2	10
3 - 4	4	0	*	*	0	2	1	1.33	1.5	7.77
4 - 5	2	1	*	*	0	1	1	1	1	16.67
5 - 6	2	4	*	*	0	4	1	2	2.5	15.83
6 - 7	8	7	*	*	0	4	2	5	3	16.67
7 - 8	16	14	*	*	0	9	6	10	7.5	19
8 - 9	27	17	*	*	0	20	15	14.67	17.5	17.33
9 - 10	38	32	*	*	0	36	13	23.33	24.5	16.2
10 - 11	40	34	*	*	0	35	36	24.67	35.5	17.77
11 - 12	47	48	*	*	0	50	37	31.67	43.5	16.4
12 - 13	40	31	*	*	0	36	45	23.67	40.5	16.6
13 - 14	43	30	*	*	0	48	38	24.33	43	18.23
14 - 15	38	42	*	*	21	29	34	33.67	31.5	25.7
15 - 16	39	47	*	*	43	36	40	43	38	25.37
16 - 17	40	31	*	*	27	29	26	32.67	27.5	26.57
17 - 18	21	23	*	*	19	25	17	21	21	27.1
18 - 19	20	14	*	*	13	16	24	15.67	20	27.5
19 - 20	21	19	*	*	13	12	5	17.67	8.5	28.93
20 - 21	4	8	*	*	12	10	13	8	11.5	25.27
21 - 22	4	6	*	*	13	4	3	7.67	3.5	26.27
22 - 23	5	7	*	*	10	7	4	7.33	5.5	26.1
23 - 24	3	2	*	*	5	6	1	3.33	3.5	24.6
Totals	464	421	0	0	176	424	368			
% of Total	25.04%	22.72%	0%	0%	9.5%	22.88%	19.86%			

Hour	Jan 2020							Week	Weekend	Week Day 85%
	Monday	Tuesday	Wednesday	Thursday	Friday	Saturday	Sunday	Day Avg	Avg	Avg Speed
0 - 1	*	*	5	0	3	2	0	2.67	1	16.67
1 - 2	*	*	7	0	2	3	1	3	2	11.43
2 - 3	*	*	2	0	3	1	2	1.67	1.5	20
3 - 4	*	*	0	1	2	1	2	1	1.5	16.67
4 - 5	*	*	0	3	1	0	1	1.33	0.5	18.33
5 - 6	*	*	3	3	8	5	4	4.67	4.5	31.67
6 - 7	*	*	2	14	11	9	6	9	7.5	26.83
7 - 8	*	*	1	30	20	18	3	17	10.5	24.57
8 - 9	*	*	6	27	31	20	14	21.33	17	26.97
9 - 10	*	*	16	44	45	29	21	35	25	26.07
10 - 11	*	*	24	28	33	39	32	28.33	35.5	24.6
11 - 12	*	*	32	41	28	42	39	33.67	40.5	26.07
12 - 13	*	*	34	40	35	55	0	36.33	27.5	25.2
13 - 14	*	*	25	25	37	35	0	29	17.5	26.63
14 - 15	*	*	24	30	45	41	0	33	20.5	25.63
15 - 16	*	*	33	26	41	30	0	33.33	15	26.8
16 - 17	*	*	32	34	50	38	0	38.67	19	25.33
17 - 18	*	*	20	42	33	28	0	31.67	14	25.47
18 - 19	*	*	19	11	28	17	0	19.33	8.5	27.5
19 - 20	*	*	13	12	17	15	0	14	7.5	26.93
20 - 21	*	*	7	11	18	12	0	12	6	26.53
21 - 22	*	*	1	15	9	10	0	8.33	5	25
22 - 23	*	*	13	5	7	9	0	8.33	4.5	26.67
23 - 24	*	*	1	2	7	9	0	3.33	4.5	26.67
Totals	0	0	320	444	514	468	125			
% of Total	0%	0%	17.1%	23.73%	27.47%	25.01%	6.68%			

Incoming Weekly Speeds
 The Street (NW) Facing South
 Opposit Mayfield House, Noth Warnbrough Street

from Fri-Dec-27-2019-02-00-PM to Sun-Jan-05-2020-11-59-AM

Hour	2019-12-23 Monday 2019-12-23	to Tuesday 2019-12-24	2019-12-29 Wednesday 2019-12-25	Thursday 2019-12-26	Friday 2019-12-27	Saturday 2019-12-28	Sunday 2019-12-29	Week Day Avg	Weekend Avg	Week Day 85% Avg Speed
0 - 1	*	*	*	*	*	22	22	0	22	0
1 - 2	*	*	*	*	*	17	37	0	27	0
2 - 3	*	*	*	*	*	22	19.5	0	20.75	0
3 - 4	*	*	*	*	*	27	27	0	27	0
4 - 5	*	*	*	*	*	22	22	0	22	0
5 - 6	*	*	*	*	*	23.25	27	0	25.12	0
6 - 7	*	*	*	*	*	22	19.5	0	20.75	0
7 - 8	*	*	*	*	*	23.33	23	0	23.17	0
8 - 9	*	*	*	*	*	21.1	23.13	0	22.12	0
9 - 10	*	*	*	*	*	19.94	20.54	0	20.24	0
10 - 11	*	*	*	*	*	20.97	19.61	0	20.29	0
11 - 12	*	*	*	*	*	21.12	21.35	0	21.24	0
12 - 13	*	*	*	*	*	19.39	21.78	0	20.58	0
13 - 14	*	*	*	*	*	20.19	19.92	0	20.05	0
14 - 15	*	*	*	*	21.48	19.79	20.44	21.48	20.12	27.5
15 - 16	*	*	*	*	19.58	20.61	18.42	19.58	19.52	25.8
16 - 17	*	*	*	*	21.33	21.52	20.54	21.33	21.03	27.5
17 - 18	*	*	*	*	20.42	19.4	19.24	20.42	19.32	25
18 - 19	*	*	*	*	22.15	21.62	19.04	22.15	20.33	27.5
19 - 20	*	*	*	*	24.38	21.33	22.2	24.38	21.77	30
20 - 21	*	*	*	*	22.5	19.6	18.69	22.5	19.15	28.3
21 - 22	*	*	*	*	19.08	22	18.67	19.08	20.33	23.8
22 - 23	*	*	*	*	21.5	23.43	18.25	21.5	20.84	25
23 - 24	*	*	*	*	21.2	20.5	22	21.2	21.25	23.8

	2019-12-30	to	2020-01-05							
	Monday	Tuesday	Wednesday	Thursday	Friday	Saturday	Sunday	Week	Weekend	Week Day 85%
Hour	2019-12-30	2019-12-31	2020-01-01	2020-01-02	2020-01-03	2020-01-04	2020-01-05	Day Avg	Avg	Avg Speed
0 - 1	0	27.5	19	0	13.67	22	0	12.03	11	16
1 - 2	22	0	22.29	0	7	15.33	27	10.26	21.17	11.86
2 - 3	0	22	22	0	22	17	27.5	13.2	22.25	18
3 - 4	21	0	0	22	14.5	22	22.5	11.5	22.25	14.66
4 - 5	22	22	0	25.33	22	0	22	18.27	11	21
5 - 6	14.5	23.25	30.33	25.33	22.88	27	28.25	23.26	27.62	28.5
6 - 7	20.38	20	22	22.21	22.45	24.33	22.83	21.41	23.58	26.1
7 - 8	21.88	22.86	17	21.8	21.95	21.83	27	21.1	24.42	26.14
8 - 9	19.74	21.06	24.67	22.63	20.68	22.25	21	21.75	21.62	26.58
9 - 10	21.55	19.81	21.19	19.7	21.09	21.03	19.33	20.67	20.18	25.36
10 - 11	21.95	21.03	20.33	20.86	19.36	19.56	22.44	20.71	21	25.42
11 - 12	19.96	19.96	18.44	21.61	21.82	20.9	22.05	20.36	21.48	25.48
12 - 13	20.67	19.29	20.32	20.38	21.34	20.96	*	20.4	20.96	25.08
13 - 14	20.3	22.03	20.08	21.64	21.16	20	*	21.04	20	26.92
14 - 15	19.97	19.1	19.79	20.63	23.29	19.71	*	20.56	19.71	25.3
15 - 16	19.67	20.43	20.79	20.27	20.51	19.6	*	20.33	19.6	26.14
16 - 17	21.6	21.77	21.38	21.12	21.1	19.95	*	21.39	19.95	25.64
17 - 18	22.19	21.87	20.7	20.29	21.88	21.29	*	21.38	21.29	26.54
18 - 19	22.6	21.71	21.42	22	22.75	20.76	*	22.1	20.76	27.5
19 - 20	22	22.47	22.15	21.75	21.82	22.47	*	22.04	22.47	27.52
20 - 21	18.25	22.75	19.86	19	22.67	20.83	*	20.5	20.83	25.42
21 - 22	23.25	23.67	22	19.93	19.78	22	*	21.73	22	26
22 - 23	20	22.86	22.92	20.2	21.29	21.11	*	21.45	21.11	26.66
23 - 24	20.33	19.5	22	22	22.86	23.89	*	21.34	23.89	26

Incoming Monthly Speeds
 The Street (NW) Facing South
 Opposit Mayfield House, Noth Warnbrough Street

from Fri-Dec-27-2019-02-00-PM to Sun-Jan-05-2020-11-59-AM

Hour	Dec 2019							Week Day Avg	Weekend Avg	Week Day 85% Avg Speed
	Monday	Tuesday	Wednesday	Thursday	Friday	Saturday	Sunday			
0 - 1	0	27.5	*	*	0	22	22	9.17	22	10
1 - 2	22	0	*	*	0	17	37	7.33	27	8.33
2 - 3	0	22	*	*	0	22	19.5	7.33	20.75	10
3 - 4	21	0	*	*	0	27	27	7	27	7.77
4 - 5	22	22	*	*	0	22	22	14.67	22	16.67
5 - 6	14.5	23.25	*	*	0	23.25	27	12.58	25.12	15.83
6 - 7	20.38	20	*	*	0	22	19.5	13.46	20.75	16.67
7 - 8	21.88	22.86	*	*	0	23.33	23	14.91	23.17	19
8 - 9	19.74	21.06	*	*	0	21.1	23.13	13.6	22.12	17.33
9 - 10	21.55	19.81	*	*	0	19.94	20.54	13.79	20.24	16.2
10 - 11	21.95	21.03	*	*	0	20.97	19.61	14.33	20.29	17.77
11 - 12	19.96	19.96	*	*	0	21.12	21.35	13.31	21.24	16.4
12 - 13	20.67	19.29	*	*	0	19.39	21.78	13.32	20.58	16.6
13 - 14	20.3	22.03	*	*	0	20.19	19.92	14.11	20.05	18.23
14 - 15	19.97	19.1	*	*	21.48	19.79	20.44	20.18	20.12	25.7
15 - 16	19.67	20.43	*	*	19.58	20.61	18.42	19.89	19.52	25.37
16 - 17	21.6	21.77	*	*	21.33	21.52	20.54	21.57	21.03	26.57
17 - 18	22.19	21.87	*	*	20.42	19.4	19.24	21.49	19.32	27.1
18 - 19	22.6	21.71	*	*	22.15	21.62	19.04	22.16	20.33	27.5
19 - 20	22	22.47	*	*	24.38	21.33	22.2	22.95	21.77	28.93
20 - 21	18.25	22.75	*	*	22.5	19.6	18.69	21.17	19.15	25.27
21 - 22	23.25	23.67	*	*	19.08	22	18.67	22	20.33	26.27
22 - 23	20	22.86	*	*	21.5	23.43	18.25	21.45	20.84	26.1
23 - 24	20.33	19.5	*	*	21.2	20.5	22	20.34	21.25	24.6

Incoming Monthly Speeds
 The Street (NW) Facing South
 Opposit Mayfield House, Noth Warnbrough Street

from Fri-Dec-27-2019-02-00-PM to Sun-Jan-05-2020-11-59-AM

Hour	Jan 2020							Week	Weekend	Week Day 85%
	Monday	Tuesday	Wednesday	Thursday	Friday	Saturday	Sunday	Day Avg	Avg	Avg Speed
0 - 1	*	*	19	0	13.67	22	0	10.89	11	16.67
1 - 2	*	*	22.29	0	7	15.33	27	9.76	21.17	11.43
2 - 3	*	*	22	0	22	17	27.5	14.67	22.25	20
3 - 4	*	*	0	22	14.5	22	22.5	12.17	22.25	16.67
4 - 5	*	*	0	25.33	22	0	22	15.78	11	18.33
5 - 6	*	*	30.33	25.33	22.88	27	28.25	26.18	27.62	31.67
6 - 7	*	*	22	22.21	22.45	24.33	22.83	22.22	23.58	26.83
7 - 8	*	*	17	21.8	21.95	21.83	27	20.25	24.42	24.57
8 - 9	*	*	24.67	22.63	20.68	22.25	21	22.66	21.62	26.97
9 - 10	*	*	21.19	19.7	21.09	21.03	19.33	20.66	20.18	26.07
10 - 11	*	*	20.33	20.86	19.36	19.56	22.44	20.18	21	24.6
11 - 12	*	*	18.44	21.61	21.82	20.9	22.05	20.62	21.48	26.07
12 - 13	*	*	20.32	20.38	21.34	20.96	0	20.68	10.48	25.2
13 - 14	*	*	20.08	21.64	21.16	20	0	20.96	10	26.63
14 - 15	*	*	19.79	20.63	23.29	19.71	0	21.24	9.85	25.63
15 - 16	*	*	20.79	20.27	20.51	19.6	0	20.52	9.8	26.8
16 - 17	*	*	21.38	21.12	21.1	19.95	0	21.2	9.97	25.33
17 - 18	*	*	20.7	20.29	21.88	21.29	0	20.95	10.64	25.47
18 - 19	*	*	21.42	22	22.75	20.76	0	22.06	10.38	27.5
19 - 20	*	*	22.15	21.75	21.82	22.47	0	21.91	11.23	26.93
20 - 21	*	*	19.86	19	22.67	20.83	0	20.51	10.42	26.53
21 - 22	*	*	22	19.93	19.78	22	0	20.57	11	25
22 - 23	*	*	22.92	20.2	21.29	21.11	0	21.47	10.56	26.67
23 - 24	*	*	22	22	22.86	23.89	0	22.29	11.94	26.67

Incoming Weekly EightyFifthSpeeds
 The Street (NW) Facing South
 Opposit Mayfield House, Noth Warnbrough Street

from Fri-Dec-27-2019-02-00-PM to Sun-Jan-05-2020-11-59-AM

Hour	2019-12-23 Monday 2019-12-23	to Tuesday 2019-12-24	2019-12-29 Wednesday 2019-12-25	Thursday 2019-12-26	Friday 2019-12-27	Saturday 2019-12-28	Sunday 2019-12-29	Week Day Avg	Weekend Avg	Week Day 85% Avg Speed
0 - 1	*	*	*	*	*	25	30	0	27.5	0
1 - 2	*	*	*	*	*	20	40	0	30	0
2 - 3	*	*	*	*	*	25	25	0	25	0
3 - 4	*	*	*	*	*	30	30	0	30	0
4 - 5	*	*	*	*	*	25	25	0	25	0
5 - 6	*	*	*	*	*	27.5	30	0	28.75	0
6 - 7	*	*	*	*	*	25	25	0	25	0
7 - 8	*	*	*	*	*	28.3	25	0	26.65	0
8 - 9	*	*	*	*	*	27.5	30	0	28.75	0
9 - 10	*	*	*	*	*	25	24.4	0	24.7	0
10 - 11	*	*	*	*	*	26.4	24.4	0	25.4	0
11 - 12	*	*	*	*	*	24.8	24.8	0	24.8	0
12 - 13	*	*	*	*	*	23.8	26.7	0	25.25	0
13 - 14	*	*	*	*	*	25	24.3	0	24.65	0
14 - 15	*	*	*	*	27.5	26	24.6	27.5	25.3	27.5
15 - 16	*	*	*	*	25.8	25	22.9	25.8	23.95	25.8
16 - 17	*	*	*	*	27.5	27	25	27.5	26	27.5
17 - 18	*	*	*	*	25	24.5	23.8	25	24.15	25
18 - 19	*	*	*	*	27.5	25	24	27.5	24.5	27.5
19 - 20	*	*	*	*	30	24.4	24	30	24.2	30
20 - 21	*	*	*	*	28.3	23.3	23.3	28.3	23.3	28.3
21 - 22	*	*	*	*	23.8	25	30	23.8	27.5	23.8
22 - 23	*	*	*	*	25	30	20	25	25	25
23 - 24	*	*	*	*	23.8	23.8	25	23.8	24.4	23.8

Hour	2019-12-30 Monday 2019-12-30	to Tuesday 2019-12-31	2020-01-05 Wednesday 2020-01-01	Thursday 2020-01-02	Friday 2020-01-03	Saturday 2020-01-04	Sunday 2020-01-05	Week Day Avg	Weekend Avg	Week Day 85% Avg Speed
0 - 1	0	30	25	0	25	30	0	16	15	16
1 - 2	25	0	24.3	0	10	20	30	11.86	25	11.86
2 - 3	0	30	25	0	35	20	30	18	25	18
3 - 4	23.3	0	0	25	25	25	25	14.66	25	14.66
4 - 5	25	25	0	30	25	0	25	21	12.5	21
5 - 6	20	27.5	35	30	30	32.5	30	28.5	31.25	28.5
6 - 7	25	25	25	28	27.5	30	30	26.1	30	26.1
7 - 8	28	29	20	27	26.7	25	35	26.14	30	26.14
8 - 9	25	27	28.8	27.1	25	27.5	25	26.58	26.25	26.58
9 - 10	24.8	23.8	27.5	24.2	26.5	25	24.4	25.36	24.7	25.36
10 - 11	27.5	25.8	25	24.4	24.4	25.7	27.2	25.42	26.45	25.42
11 - 12	24.5	24.7	23.8	25.8	28.6	25	26.9	25.48	25.95	25.48
12 - 13	25.7	24.1	24.7	24.2	26.7	24.8	*	25.08	24.8	25.08
13 - 14	25.7	29	24.1	30	25.8	24.1	*	26.92	24.1	26.92
14 - 15	26.2	23.4	23.9	24.7	28.3	24.3	*	25.3	24.3	25.3
15 - 16	24.2	26.1	27.5	26.2	26.7	25	*	26.14	25	26.14
16 - 17	27.5	24.7	25	26.4	24.6	23.8	*	25.64	23.8	25.64
17 - 18	28	28.3	26.7	24.7	25	27.1	*	26.54	27.1	26.54
18 - 19	27.5	27.5	27.5	26.7	28.3	26.2	*	27.5	26.2	27.5
19 - 20	28.8	28	28.3	27.5	25	28.3	*	27.52	28.3	27.52
20 - 21	20	27.5	27.5	23.8	28.3	25	*	25.42	25	25.42
21 - 22	25	30	25	25	25	28.3	*	26	28.3	26
22 - 23	23.3	30	30	25	25	24.3	*	26.66	24.3	26.66
23 - 24	25	25	25	25	30	30	*	26	30	26

Incoming Monthly EightyFifthSpeeds
 The Street (NW) Facing South
 Opposit Mayfield House, Noth Warnbrough Street

from Fri-Dec-27-2019-02-00-PM to Sun-Jan-05-2020-11-59-AM

Hour	Dec 2019							Week Day Avg	Weekend Avg	Week Day 85% Avg Speed
	Monday	Tuesday	Wednesday	Thursday	Friday	Saturday	Sunday			
0 - 1	0	30	*	*	0	25	30	10	27.5	10
1 - 2	25	0	*	*	0	20	40	8.33	30	8.33
2 - 3	0	30	*	*	0	25	25	10	25	10
3 - 4	23.3	0	*	*	0	30	30	7.77	30	7.77
4 - 5	25	25	*	*	0	25	25	16.67	25	16.67
5 - 6	20	27.5	*	*	0	27.5	30	15.83	28.75	15.83
6 - 7	25	25	*	*	0	25	25	16.67	25	16.67
7 - 8	28	29	*	*	0	28.3	25	19	26.65	19
8 - 9	25	27	*	*	0	27.5	30	17.33	28.75	17.33
9 - 10	24.8	23.8	*	*	0	25	24.4	16.2	24.7	16.2
10 - 11	27.5	25.8	*	*	0	26.4	24.4	17.77	25.4	17.77
11 - 12	24.5	24.7	*	*	0	24.8	24.8	16.4	24.8	16.4
12 - 13	25.7	24.1	*	*	0	23.8	26.7	16.6	25.25	16.6
13 - 14	25.7	29	*	*	0	25	24.3	18.23	24.65	18.23
14 - 15	26.2	23.4	*	*	27.5	26	24.6	25.7	25.3	25.7
15 - 16	24.2	26.1	*	*	25.8	25	22.9	25.37	23.95	25.37
16 - 17	27.5	24.7	*	*	27.5	27	25	26.57	26	26.57
17 - 18	28	28.3	*	*	25	24.5	23.8	27.1	24.15	27.1
18 - 19	27.5	27.5	*	*	27.5	25	24	27.5	24.5	27.5
19 - 20	28.8	28	*	*	30	24.4	24	28.93	24.2	28.93
20 - 21	20	27.5	*	*	28.3	23.3	23.3	25.27	23.3	25.27
21 - 22	25	30	*	*	23.8	25	30	26.27	27.5	26.27
22 - 23	23.3	30	*	*	25	30	20	26.1	25	26.1
23 - 24	25	25	*	*	23.8	23.8	25	24.6	24.4	24.6

Hour	Jan 2020							Week	Weekend	Week Day 85%
	Monday	Tuesday	Wednesday	Thursday	Friday	Saturday	Sunday	Day Avg	Avg	Avg Speed
0 - 1	*	*	25	0	25	30	0	16.67	15	16.67
1 - 2	*	*	24.3	0	10	20	30	11.43	25	11.43
2 - 3	*	*	25	0	35	20	30	20	25	20
3 - 4	*	*	0	25	25	25	25	16.67	25	16.67
4 - 5	*	*	0	30	25	0	25	18.33	12.5	18.33
5 - 6	*	*	35	30	30	32.5	30	31.67	31.25	31.67
6 - 7	*	*	25	28	27.5	30	30	26.83	30	26.83
7 - 8	*	*	20	27	26.7	25	35	24.57	30	24.57
8 - 9	*	*	28.8	27.1	25	27.5	25	26.97	26.25	26.97
9 - 10	*	*	27.5	24.2	26.5	25	24.4	26.07	24.7	26.07
10 - 11	*	*	25	24.4	24.4	25.7	27.2	24.6	26.45	24.6
11 - 12	*	*	23.8	25.8	28.6	25	26.9	26.07	25.95	26.07
12 - 13	*	*	24.7	24.2	26.7	24.8	0	25.2	12.4	25.2
13 - 14	*	*	24.1	30	25.8	24.1	0	26.63	12.05	26.63
14 - 15	*	*	23.9	24.7	28.3	24.3	0	25.63	12.15	25.63
15 - 16	*	*	27.5	26.2	26.7	25	0	26.8	12.5	26.8
16 - 17	*	*	25	26.4	24.6	23.8	0	25.33	11.9	25.33
17 - 18	*	*	26.7	24.7	25	27.1	0	25.47	13.55	25.47
18 - 19	*	*	27.5	26.7	28.3	26.2	0	27.5	13.1	27.5
19 - 20	*	*	28.3	27.5	25	28.3	0	26.93	14.15	26.93
20 - 21	*	*	27.5	23.8	28.3	25	0	26.53	12.5	26.53
21 - 22	*	*	25	25	25	28.3	0	25	14.15	25
22 - 23	*	*	30	25	25	24.3	0	26.67	12.15	26.67
23 - 24	*	*	25	25	30	30	0	26.67	15	26.67

Starting Hour	Count	Average Speed of all Traffic	Violator Counts	Average Speed of Violators
00:00:00	0	N/A	N/A	N/A
01:00:00	0	N/A	N/A	N/A
02:00:00	0	N/A	N/A	N/A
03:00:00	0	N/A	N/A	N/A
04:00:00	0	N/A	N/A	N/A
05:00:00	0	N/A	N/A	N/A
06:00:00	0	N/A	N/A	N/A
07:00:00	0	N/A	N/A	N/A
08:00:00	0	N/A	N/A	N/A
09:00:00	0	N/A	N/A	N/A
10:00:00	0	N/A	N/A	N/A
11:00:00	0	N/A	N/A	N/A
12:00:00	0	N/A	N/A	N/A
13:00:00	0	N/A	N/A	N/A
14:00:00	21	17.5	14	24.6
15:00:00	38	9.8	14	24.6
16:00:00	29	14.5	15	25.5
17:00:00	19	15.5	11	24.3
18:00:00	15	18.3	9	25.3
19:00:00	13	23.1	12	25.4
20:00:00	12	21.9	9	25.3
21:00:00	14	14.5	8	22.5
22:00:00	10	22.0	6	25.0
23:00:00	5	17.0	4	22.5
00:00:00	2	22.5	2	22.5
01:00:00	1	17.5	0	NaN
02:00:00	1	22.5	1	22.5
03:00:00	3	25.8	3	25.8
04:00:00	1	22.5	1	22.5
05:00:00	4	23.8	3	25.8
06:00:00	2	25.0	2	25.0
07:00:00	11	18.4	9	24.2
08:00:00	18	19.9	10	24.5
09:00:00	34	13.8	19	24.3
10:00:00	33	13.0	22	23.9
11:00:00	52	10.7	37	23.9
12:00:00	38	12.1	18	22.8
13:00:00	49	11.7	25	24.1
14:00:00	27	14.4	15	23.8
15:00:00	37	14.1	20	24.3
16:00:00	26	17.4	15	25.2
17:00:00	29	13.2	19	23.3
18:00:00	17	16.0	12	23.8
19:00:00	12	17.9	9	23.1
20:00:00	10	16.5	4	23.8
21:00:00	4	22.5	3	24.2
22:00:00	6	25.0	5	26.5
23:00:00	6	16.3	3	22.5
00:00:00	4	22.5	3	24.2
01:00:00	1	37.5	1	37.5
02:00:00	0	N/A	N/A	N/A

Starting Hour	Count	Average Speed of all Traffic	Violator Counts	Average Speed of Violators
03:00:00	3	22.5	2	25.0
04:00:00	1	22.5	1	22.5
05:00:00	1	27.5	1	27.5
06:00:00	2	20.0	1	22.5
07:00:00	6	19.6	6	23.3
08:00:00	12	19.2	10	25.5
09:00:00	14	20.2	10	24.0
10:00:00	36	13.1	20	23.3
11:00:00	34	14.0	21	23.7
12:00:00	47	12.7	33	24.0
13:00:00	37	12.0	23	23.2
14:00:00	34	11.2	18	23.6
15:00:00	39	11.5	14	23.6
16:00:00	28	14.5	13	24.0
17:00:00	16	16.4	7	23.9
18:00:00	27	14.2	12	23.8
19:00:00	6	18.8	6	22.5
20:00:00	13	16.3	4	23.8
21:00:00	2	20.0	1	27.5
22:00:00	5	18.5	1	22.5
23:00:00	1	22.5	1	22.5
00:00:00	0	N/A	N/A	N/A
01:00:00	2	22.5	2	22.5
02:00:00	0	N/A	N/A	N/A
03:00:00	0	N/A	N/A	N/A
04:00:00	6	14.2	5	22.5
05:00:00	2	15.0	0	NaN
06:00:00	8	15.6	4	25.0
07:00:00	16	18.0	11	24.8
08:00:00	25	15.6	11	24.3
09:00:00	40	11.7	29	23.5
10:00:00	39	13.6	26	24.8
11:00:00	45	10.7	25	23.3
12:00:00	40	12.9	24	24.2
13:00:00	42	13.2	22	23.9
14:00:00	37	11.7	16	25.0
15:00:00	39	10.8	18	23.6
16:00:00	42	15.6	25	24.9
17:00:00	23	18.0	16	24.7
18:00:00	20	19.9	17	24.6
19:00:00	21	15.2	12	25.4
20:00:00	5	20.5	2	25.0
21:00:00	3	24.2	3	24.2
22:00:00	6	20.8	4	22.5
23:00:00	2	22.5	2	22.5
00:00:00	3	15.0	2	27.5
01:00:00	0	N/A	N/A	N/A
02:00:00	2	22.5	1	27.5
03:00:00	0	N/A	N/A	N/A
04:00:00	1	22.5	1	22.5
05:00:00	4	23.8	3	25.8

Starting Hour	Count	Average Speed of all Traffic	Violator Counts	Average Speed of Violators
06:00:00	7	17.9	3	24.2
07:00:00	13	19.8	9	26.4
08:00:00	17	14.4	10	25.0
09:00:00	31	12.5	14	23.2
10:00:00	32	14.4	19	23.8
11:00:00	46	12.6	26	24.2
12:00:00	35	13.3	16	23.4
13:00:00	29	17.7	18	24.7
14:00:00	42	11.4	18	23.9
15:00:00	40	13.5	24	24.0
16:00:00	40	12.9	26	24.0
17:00:00	22	16.0	14	25.4
18:00:00	15	17.3	8	25.6
19:00:00	18	19.0	13	25.2
20:00:00	9	18.1	8	23.8
21:00:00	6	23.3	4	27.5
22:00:00	7	21.4	5	26.5
23:00:00	3	20.8	2	22.5
00:00:00	5	19.5	2	25.0
01:00:00	7	16.1	7	22.5
02:00:00	2	22.5	2	22.5
03:00:00	0	N/A	N/A	N/A
04:00:00	0	N/A	N/A	N/A
05:00:00	3	30.8	3	30.8
06:00:00	1	22.5	1	22.5
07:00:00	2	20.0	1	22.5
08:00:00	6	20.4	5	26.5
09:00:00	15	18.8	11	24.3
10:00:00	24	15.2	11	23.9
11:00:00	28	15.8	11	24.3
12:00:00	38	12.2	22	23.6
13:00:00	24	14.7	12	23.3
14:00:00	24	13.8	12	23.8
15:00:00	33	16.2	17	25.7
16:00:00	32	14.5	24	23.8
17:00:00	19	15.5	8	25.0
18:00:00	20	17.5	12	24.6
19:00:00	14	17.7	9	25.8
20:00:00	7	21.8	4	26.3
21:00:00	2	20.0	1	22.5
22:00:00	12	18.5	7	28.2
23:00:00	2	20.0	1	22.5
00:00:00	0	N/A	N/A	N/A
01:00:00	0	N/A	N/A	N/A
02:00:00	0	N/A	N/A	N/A
03:00:00	0	N/A	N/A	N/A
04:00:00	4	25.0	4	25.0
05:00:00	2	25.0	2	25.0
06:00:00	13	19.4	9	25.8
07:00:00	28	15.3	18	24.4
08:00:00	30	13.5	26	23.8

Starting Hour	Count	Average Speed of all Traffic	Violator Counts	Average Speed of Violators
09:00:00	43	10.1	23	23.2
10:00:00	30	13.8	20	23.3
11:00:00	37	12.3	23	24.0
12:00:00	43	12.6	26	23.5
13:00:00	24	15.7	15	24.8
14:00:00	30	13.6	19	23.8
15:00:00	26	12.8	13	24.0
16:00:00	36	14.9	21	24.6
17:00:00	36	13.1	22	23.6
18:00:00	14	16.6	7	23.9
19:00:00	15	19.5	9	25.3
20:00:00	8	15.9	4	22.5
21:00:00	18	12.9	9	24.2
22:00:00	5	17.0	2	25.0
23:00:00	2	22.5	2	22.5
00:00:00	2	17.5	1	22.5
01:00:00	3	7.5	0	NaN
02:00:00	3	22.5	2	30.0
03:00:00	2	15.0	1	22.5
04:00:00	1	22.5	1	22.5
05:00:00	8	18.1	6	25.0
06:00:00	10	23.0	7	26.1
07:00:00	19	16.6	15	24.2
08:00:00	30	14.7	23	23.8
09:00:00	39	12.5	24	24.6
10:00:00	37	11.1	20	23.3
11:00:00	31	16.8	18	25.6
12:00:00	36	16.1	23	24.5
13:00:00	32	13.8	19	24.3
14:00:00	51	13.7	39	25.2
15:00:00	39	13.1	23	24.2
16:00:00	47	12.7	30	24.0
17:00:00	36	11.5	27	23.6
18:00:00	29	16.2	19	25.4
19:00:00	17	19.6	13	23.7
20:00:00	17	18.7	11	24.8
21:00:00	10	24.0	6	28.3
22:00:00	8	21.3	5	23.5
23:00:00	7	20.0	5	25.5
00:00:00	2	22.5	1	27.5
01:00:00	3	15.8	0	NaN
02:00:00	0	N/A	N/A	N/A
03:00:00	2	20.0	1	22.5
04:00:00	0	N/A	N/A	N/A
05:00:00	5	27.5	4	30.0
06:00:00	7	23.9	6	25.0
07:00:00	20	18.0	15	24.8
08:00:00	19	16.8	15	24.5
09:00:00	25	15.6	16	24.1
10:00:00	44	13.6	25	23.9
11:00:00	41	13.8	28	23.6

Starting Hour	Count	Average Speed of all Traffic	Violator Counts	Average Speed of Violators
12:00:00	51	10.6	31	23.6
13:00:00	37	12.2	19	23.8
14:00:00	38	12.4	17	24.0
15:00:00	35	13.6	15	24.5
16:00:00	36	12.0	19	23.0
17:00:00	26	16.2	15	24.5
18:00:00	21	14.8	13	24.4
19:00:00	16	18.3	12	24.6
20:00:00	11	19.1	6	25.0
21:00:00	10	23.0	6	26.7
22:00:00	8	17.8	5	22.5
23:00:00	11	15.7	10	24.5

Incoming Histogram

The Street (NW) Facing South

Opposit Mayfield House, Noth Warnbrough Street

from Fri-Dec-27-2019-02-00-PM to Sun-Jan-05-2020-11-59-AM

Date	Starting Hr:min	<5	5 to <10	10 to <15	15 to <20	20 to <25	25 to <30	30 to <35	35 to <40	40 to <45	45 to <50	50 to <55	55 to <60	60 to <65	65 to <70	70 to <75	75 to <80	80 to <85	85 to <90	90 to <95	95 to <100	100 to <105	105 to <110	110 to <115	115 to <120	120 to <125	125 to <130	130 to <135	135 to <140	140 to <145	145 to <150	150 to <155	155 to <160	160 to <165	165 to <170	170 to <175	175 to <180	180 to <185	185 to <190	190 to <195	195 to >200	Total Counts	85pct Speed	10MPH Pace	% in pace	# of Speeders	% Speeders
28/12/2019	00:00	0	0	0	2	0	0	0	0	0	0	0	0	0	0	0	0	0	0	0	0	0	0	0	0	0	0	0	0	0	0	0	0	0	0	0	0	0	0	0	2	25	15 to 25	100.0	2	100.0	
28/12/2019	01:00	0	0	1	0	0	0	0	0	0	0	0	0	0	0	0	0	0	0	0	0	0	0	0	0	0	0	0	0	0	0	0	0	0	0	0	0	0	0	0	1	20	10 to 20	100.0	*	*	
28/12/2019	02:00	0	0	0	2	0	0	0	0	0	0	0	0	0	0	0	0	0	0	0	0	0	0	0	0	0	0	0	0	0	0	0	0	0	0	0	0	0	0	0	2	25	15 to 25	100.0	2	100.0	
28/12/2019	03:00	0	0	0	0	2	0	0	0	0	0	0	0	0	0	0	0	0	0	0	0	0	0	0	0	0	0	0	0	0	0	0	0	0	0	0	0	0	0	0	2	30	20 to 30	100.0	2	100.0	
28/12/2019	04:00	0	0	0	1	0	0	0	0	0	0	0	0	0	0	0	0	0	0	0	0	0	0	0	0	0	0	0	0	0	0	0	0	0	0	0	0	0	0	0	1	25	15 to 25	100.0	1	100.0	
28/12/2019	05:00	0	0	1	1	2	0	0	0	0	0	0	0	0	0	0	0	0	0	0	0	0	0	0	0	0	0	0	0	0	0	0	0	0	0	0	0	0	0	0	4	27.5	20 to 30	100.0	3	75.0	
28/12/2019	06:00	0	0	1	2	1	0	0	0	0	0	0	0	0	0	0	0	0	0	0	0	0	0	0	0	0	0	0	0	0	0	0	0	0	0	0	0	0	0	0	4	25	20 to 30	100.0	3	75.0	
28/12/2019	07:00	0	0	1	5	3	0	0	0	0	0	0	0	0	0	0	0	0	0	0	0	0	0	0	0	0	0	0	0	0	0	0	0	0	0	0	0	0	0	0	9	28.3	20 to 30	100.0	8	88.9	
28/12/2019	08:00	0	2	6	6	6	0	0	0	0	0	0	0	0	0	0	0	0	0	0	0	0	0	0	0	0	0	0	0	0	0	0	0	0	0	0	0	0	0	0	20	27.5	20 to 30	90.0	12	60.0	
28/12/2019	09:00	0	2	14	14	5	0	0	0	0	0	0	0	0	0	0	0	0	0	0	0	0	0	0	0	0	0	0	0	0	0	0	0	0	0	0	0	0	0	0	36	25	20 to 30	91.7	19	52.8	
28/12/2019	10:00	0	2	6	18	7	0	0	0	0	0	0	0	0	0	0	0	0	0	0	0	0	0	0	0	0	0	0	0	0	0	0	0	0	0	0	0	0	0	0	35	26.4	20 to 30	88.6	25	71.4	
28/12/2019	11:00	0	4	13	26	5	2	0	0	0	0	0	0	0	0	0	0	0	0	0	0	0	0	0	0	0	0	0	0	0	0	0	0	0	0	0	0	0	0	0	50	24.8	20 to 30	88.0	33	66.0	
28/12/2019	12:00	0	1	17	16	1	0	0	0	0	0	0	0	0	0	0	0	0	0	0	0	0	0	0	0	0	0	0	0	0	0	0	0	0	0	0	0	0	0	0	36	23.8	15 to 25	94.4	17	47.2	
28/12/2019	13:00	0	2	18	19	6	1	0	0	0	0	0	0	0	0	0	0	0	0	0	0	0	0	0	0	0	0	0	0	0	0	0	0	0	0	0	0	0	0	0	48	25	20 to 30	89.6	26	54.2	
28/12/2019	14:00	0	3	10	10	5	0	0	0	0	0	0	0	0	0	0	0	0	0	0	0	0	0	0	0	0	0	0	0	0	0	0	0	0	0	0	0	0	0	0	29	26	20 to 30	86.2	15	51.7	
28/12/2019	15:00	0	2	14	15	4	1	0	0	0	0	0	0	0	0	0	0	0	0	0	0	0	0	0	0	0	0	0	0	0	0	0	0	0	0	0	0	0	0	0	36	25	20 to 30	91.7	20	55.6	
28/12/2019	16:00	0	2	8	13	5	0	1	0	0	0	0	0	0	0	0	0	0	0	0	0	0	0	0	0	0	0	0	0	0	0	0	0	0	0	0	0	0	0	0	29	27	20 to 30	89.7	19	65.5	
28/12/2019	17:00	0	2	7	11	3	0	0	0	0	0	0	0	0	0	0	0	0	0	0	0	0	0	0	0	0	0	0	0	0	0	0	0	0	0	0	0	0	0	0	25	24.5	20 to 30	84.0	14	56.0	
28/12/2019	18:00	0	1	3	10	1	1	0	0	0	0	0	0	0	0	0	0	0	0	0	0	0	0	0	0	0	0	0	0	0	0	0	0	0	0	0	0	0	0	0	16	25	15 to 25	87.5	12	75.0	
28/12/2019	19:00	0	0	3	8	1	0	0	0	0	0	0	0	0	0	0	0	0	0	0	0	0	0	0	0	0	0	0	0	0	0	0	0	0	0	0	0	0	0	0	12	24.4	20 to 30	100.0	9	75.0	
28/12/2019	20:00	0	0	6	3	1	0	0	0	0	0	0	0	0	0	0	0	0	0	0	0	0	0	0	0	0	0	0	0	0	0	0	0	0	0	0	0	0	0	0	10	23.3	20 to 30	100.0	4	40.0	
28/12/2019	21:00	0	0	1	2	1	0	0	0	0	0	0	0	0	0	0	0	0	0	0	0	0	0	0	0	0	0	0	0	0	0	0	0	0	0	0	0	0	0	0	4	25	20 to 30	100.0	3	75.0	
28/12/2019	22:00	0	0	2	2	2	1	0	0	0	0	0	0	0	0	0	0	0	0	0	0	0	0	0	0	0	0	0	0	0	0	0	0	0	0	0	0	0	0	0	7	30	20 to 30	85.7	5	71.4	
28/12/2019	23:00	0	0	2	4	0	0	0	0	0	0	0	0	0	0	0	0	0	0	0	0	0	0	0	0	0	0	0	0	0	0	0	0	0	0	0	0	0	0	0	6	23.8	15 to 25	100.0	4	66.7	

Incoming Histogram
 The Street (NW) Facing South
 Opposit Mayfield House, Noth Warnbrough Street

from Fri-Dec-27-2019-02-00-PM to Sun-Jan-05-2020-11-59-AM

31/12/2019	21:00	0	0	1	1	1	2	0	1	0	0	0	0	0	0	0	0	0	0	0	0	0	0	0	0	0	0	0	0	0	0	0	0	0	0	0	0	0	6	30	20 to 30	66.7	4	66.7
31/12/2019	22:00	0	0	0	2	3	1	1	0	0	0	0	0	0	0	0	0	0	0	0	0	0	0	0	0	0	0	0	0	0	0	0	0	0	0	0	0	0	7	30	20 to 30	85.7	5	71.4
31/12/2019	23:00	0	0	0	1	1	0	0	0	0	0	0	0	0	0	0	0	0	0	0	0	0	0	0	0	0	0	0	0	0	0	0	0	0	0	0	0	0	2	25	15 to 25	100.0	1	50.0
24 Hr Summary		0	3	26	148	167	63	10	4	0	0	0	0	0	0	0	0	0	0	0	0	0	0	0	0	0	0	0	0	0	0	0	0	0	0	0	0	0	421	26.1	20 to 30	89.8	244	58.0

Page 5

Date	Starting Hr:min	<5 to <10	10 to <15	15 to <20	20 to <25	25 to <30	30 to <35	35 to <40	40 to <45	45 to <50	50 to <55	55 to <60	60 to <65	65 to <70	70 to <75	75 to <80	80 to <85	85 to <90	90 to <95	95 to <100	100 to <105	105 to <110	110 to <115	115 to <120	120 to <125	125 to <130	130 to <135	135 to <140	140 to <145	145 to <150	150 to <155	155 to <160	160 to <165	165 to <170	170 to <175	175 to <180	180 to <185	185 to <190	190 to <195	195 to >200	Total Counts	85pct Speed	10MPH Pace	% in pace	# of Speeders	% Speeders
01/01/2020	00:00	0	0	1	2	1	1	0	0	0	0	0	0	0	0	0	0	0	0	0	0	0	0	0	0	0	0	0	0	0	0	0	0	0	0	0	0	0	0	5	25	15 to 25	80.0	2	40.0	
01/01/2020	01:00	0	0	0	0	7	0	0	0	0	0	0	0	0	0	0	0	0	0	0	0	0	0	0	0	0	0	0	0	0	0	0	0	0	0	0	0	0	0	7	24.3	15 to 25	100.0	7	100.0	
01/01/2020	02:00	0	0	0	0	2	0	0	0	0	0	0	0	0	0	0	0	0	0	0	0	0	0	0	0	0	0	0	0	0	0	0	0	0	0	0	0	0	2	25	15 to 25	100.0	2	100.0		
01/01/2020	03:00	0	0	0	0	0	0	0	0	0	0	0	0	0	0	0	0	0	0	0	0	0	0	0	0	0	0	0	0	0	0	0	0	0	0	0	0	0	0	0	0	0	*	*	*	*
01/01/2020	04:00	0	0	0	0	0	0	0	0	0	0	0	0	0	0	0	0	0	0	0	0	0	0	0	0	0	0	0	0	0	0	0	0	0	0	0	0	0	0	0	0	0	*	*	*	*
01/01/2020	05:00	0	0	0	0	1	2	0	0	0	0	0	0	0	0	0	0	0	0	0	0	0	0	0	0	0	0	0	0	0	0	0	0	0	0	0	0	0	0	3	35	25 to 35	100.0	3	100.0	
01/01/2020	06:00	0	0	0	0	2	0	0	0	0	0	0	0	0	0	0	0	0	0	0	0	0	0	0	0	0	0	0	0	0	0	0	0	0	0	0	0	0	0	2	25	15 to 25	100.0	2	100.0	
01/01/2020	07:00	0	0	0	1	0	0	0	0	0	0	0	0	0	0	0	0	0	0	0	0	0	0	0	0	0	0	0	0	0	0	0	0	0	0	0	0	0	0	1	20	10 to 20	100.0	*	*	
01/01/2020	08:00	0	0	0	1	1	4	0	0	0	0	0	0	0	0	0	0	0	0	0	0	0	0	0	0	0	0	0	0	0	0	0	0	0	0	0	0	0	0	6	28.8	20 to 30	100.0	5	83.3	
01/01/2020	09:00	0	1	0	4	7	4	0	0	0	0	0	0	0	0	0	0	0	0	0	0	0	0	0	0	0	0	0	0	0	0	0	0	0	0	0	0	0	16	27.5	20 to 30	93.8	11	68.8		
01/01/2020	10:00	0	0	1	11	8	4	0	0	0	0	0	0	0	0	0	0	0	0	0	0	0	0	0	0	0	0	0	0	0	0	0	0	0	0	0	0	0	24	25	20 to 30	95.8	12	50.0		
01/01/2020	11:00	0	2	2	17	8	3	0	0	0	0	0	0	0	0	0	0	0	0	0	0	0	0	0	0	0	0	0	0	0	0	0	0	0	0	0	0	0	32	23.8	20 to 30	87.5	11	34.4		
01/01/2020	12:00	0	1	3	9	17	3	1	0	0	0	0	0	0	0	0	0	0	0	0	0	0	0	0	0	0	0	0	0	0	0	0	0	0	0	0	0	0	34	24.7	15 to 25	85.3	21	61.8		
01/01/2020	13:00	0	0	1	11	11	2	0	0	0	0	0	0	0	0	0	0	0	0	0	0	0	0	0	0	0	0	0	0	0	0	0	0	0	0	0	0	0	25	24.1	20 to 30	96.0	13	52.0		
01/01/2020	14:00	0	0	2	11	9	1	1	0	0	0	0	0	0	0	0	0	0	0	0	0	0	0	0	0	0	0	0	0	0	0	0	0	0	0	0	0	0	24	23.9	15 to 25	91.7	11	45.8		
01/01/2020	15:00	0	2	3	9	12	4	2	0	1	0	0	0	0	0	0	0	0	0	0	0	0	0	0	0	0	0	0	0	0	0	0	0	0	0	0	0	0	33	27.5	20 to 30	75.8	19	57.6		
01/01/2020	16:00	0	0	1	9	17	5	0	0	0	0	0	0	0	0	0	0	0	0	0	0	0	0	0	0	0	0	0	0	0	0	0	0	0	0	0	0	0	32	25	20 to 30	96.9	22	68.8		
01/01/2020	17:00	0	0	2	7	7	3	1	0	0	0	0	0	0	0	0	0	0	0	0	0	0	0	0	0	0	0	0	0	0	0	0	0	0	0	0	0	0	20	26.7	20 to 30	85.0	11	55.0		
01/01/2020	18:00	0	0	1	7	5	6	0	0	0	0	0	0	0	0	0	0	0	0	0	0	0	0	0	0	0	0	0	0	0	0	0	0	0	0	0	0	0	19	27.5	20 to 30	94.7	11	57.9		
01/01/2020	19:00	0	0	0	5	4	3	1	0	0	0	0	0	0	0	0	0	0	0	0	0	0	0	0	0	0	0	0	0	0	0	0	0	0	0	0	0	0	13	28.3	20 to 30	92.3	8	61.5		

Incoming Histogram
 The Street (NW) Facing South
 Opposit Mayfield House, Noth Warnbrough Street

from Fri-Dec-27-2019-02-00-PM to Sun-Jan-05-2020-11-59-AM

02/01/2020	19:00	0	0	0	5	4	2	1	0	0	0	0	0	0	0	0	0	0	0	0	0	0	0	0	0	0	0	0	0	0	0	0	0	0	0	0	0	0	12	27.5	20 to 30	91.7	7	58.3
02/01/2020	20:00	0	0	2	4	4	1	0	0	0	0	0	0	0	0	0	0	0	0	0	0	0	0	0	0	0	0	0	0	0	0	0	0	0	0	0	0	0	11	23.8	15 to 25	90.9	5	45.5
02/01/2020	21:00	0	0	2	5	6	2	0	0	0	0	0	0	0	0	0	0	0	0	0	0	0	0	0	0	0	0	0	0	0	0	0	0	0	0	0	0	0	15	25	15 to 25	86.7	8	53.3
02/01/2020	22:00	0	0	0	3	1	1	0	0	0	0	0	0	0	0	0	0	0	0	0	0	0	0	0	0	0	0	0	0	0	0	0	0	0	0	0	0	0	5	25	20 to 30	100.0	2	40.0
02/01/2020	23:00	0	0	0	0	2	0	0	0	0	0	0	0	0	0	0	0	0	0	0	0	0	0	0	0	0	0	0	0	0	0	0	0	0	0	0	0	0	2	25	15 to 25	100.0	2	100.0
24 Hr Summary		0	2	22	146	201	64	9	0	0	0	0	0	0	0	0	0	0	0	0	0	0	0	0	0	0	0	0	0	0	0	0	0	0	0	0	0	0	444	25.5	20 to 30	92.6	274	61.7

Page 7

Date	Starting Hr:min	<5 to <10	10 to <15	15 to <20	20 to <25	25 to <30	30 to <35	35 to <40	40 to <45	45 to <50	50 to <55	55 to <60	60 to <65	65 to <70	70 to <75	75 to <80	80 to <85	85 to <90	90 to <95	95 to <100	100 to <105	105 to <110	110 to <115	115 to <120	120 to <125	125 to <130	130 to <135	135 to <140	140 to <145	145 to <150	150 to <155	155 to <160	160 to <165	165 to <170	170 to <175	175 to <180	180 to <185	185 to <190	190 to <195	195 to >200	Total Counts	85pct Speed	10MPH Pace	% in pace	# of Speeders	% Speeders
03/01/2020	00:00	0	1	1	0	1	0	0	0	0	0	0	0	0	0	0	0	0	0	0	0	0	0	0	0	0	0	0	0	0	0	0	0	0	0	0	0	0	0	3	25	5 to 15	66.7	1	33.3	
03/01/2020	01:00	0	2	0	0	0	0	0	0	0	0	0	0	0	0	0	0	0	0	0	0	0	0	0	0	0	0	0	0	0	0	0	0	0	0	0	0	0	0	2	10	5 to 15	100.0	*	*	
03/01/2020	02:00	0	1	0	0	0	1	0	0	0	0	0	0	0	0	0	0	0	0	0	0	0	0	0	0	0	0	0	0	0	0	0	0	0	0	0	0	0	0	3	35	25 to 35	66.7	2	66.7	
03/01/2020	03:00	0	1	0	0	1	0	0	0	0	0	0	0	0	0	0	0	0	0	0	0	0	0	0	0	0	0	0	0	0	0	0	0	0	0	0	0	0	0	2	25	5 to 15	50.0	1	50.0	
03/01/2020	04:00	0	0	0	0	1	0	0	0	0	0	0	0	0	0	0	0	0	0	0	0	0	0	0	0	0	0	0	0	0	0	0	0	0	0	0	0	0	0	1	25	15 to 25	100.0	1	100.0	
03/01/2020	05:00	0	0	0	2	4	1	1	0	0	0	0	0	0	0	0	0	0	0	0	0	0	0	0	0	0	0	0	0	0	0	0	0	0	0	0	0	0	0	8	30	20 to 30	87.5	6	75.0	
03/01/2020	06:00	0	0	1	2	5	2	0	1	0	0	0	0	0	0	0	0	0	0	0	0	0	0	0	0	0	0	0	0	0	0	0	0	0	0	0	0	0	0	11	27.5	20 to 30	81.8	8	72.7	
03/01/2020	07:00	0	0	1	4	11	3	1	0	0	0	0	0	0	0	0	0	0	0	0	0	0	0	0	0	0	0	0	0	0	0	0	0	0	0	0	0	0	0	20	26.7	20 to 30	90.0	15	75.0	
03/01/2020	08:00	0	3	1	5	17	4	1	0	0	0	0	0	0	0	0	0	0	0	0	0	0	0	0	0	0	0	0	0	0	0	0	0	0	0	0	0	0	0	31	25	20 to 30	83.9	22	71.0	
03/01/2020	09:00	0	3	3	6	23	10	0	0	0	0	0	0	0	0	0	0	0	0	0	0	0	0	0	0	0	0	0	0	0	0	0	0	0	0	0	0	0	0	45	26.5	20 to 30	86.7	33	73.3	
03/01/2020	10:00	0	1	1	18	9	4	0	0	0	0	0	0	0	0	0	0	0	0	0	0	0	0	0	0	0	0	0	0	0	0	0	0	0	0	0	0	0	0	33	24.4	20 to 30	93.9	13	39.4	
03/01/2020	11:00	0	0	3	7	9	7	2	0	0	0	0	0	0	0	0	0	0	0	0	0	0	0	0	0	0	0	0	0	0	0	0	0	0	0	0	0	0	0	28	28.6	20 to 30	82.1	18	64.3	
03/01/2020	12:00	0	0	0	14	14	6	1	0	0	0	0	0	0	0	0	0	0	0	0	0	0	0	0	0	0	0	0	0	0	0	0	0	0	0	0	0	0	0	35	26.7	20 to 30	97.1	21	60.0	
03/01/2020	13:00	0	0	2	13	15	6	0	1	0	0	0	0	0	0	0	0	0	0	0	0	0	0	0	0	0	0	0	0	0	0	0	0	0	0	0	0	0	0	37	25.8	20 to 30	91.9	22	59.5	
03/01/2020	14:00	0	0	1	8	21	12	2	1	0	0	0	0	0	0	0	0	0	0	0	0	0	0	0	0	0	0	0	0	0	0	0	0	0	0	0	0	0	0	45	28.3	20 to 30	91.1	36	80.0	
03/01/2020	15:00	0	1	4	12	15	9	0	0	0	0	0	0	0	0	0	0	0	0	0	0	0	0	0	0	0	0	0	0	0	0	0	0	0	0	0	0	0	0	41	26.7	20 to 30	87.8	24	58.5	
03/01/2020	16:00	0	1	0	17	26	4	2	0	0	0	0	0	0	0	0	0	0	0	0	0	0	0	0	0	0	0	0	0	0	0	0	0	0	0	0	0	0	0	50	24.6	20 to 30	94.0	32	64.0	
03/01/2020	17:00	0	0	0	9	19	4	1	0	0	0	0	0	0	0	0	0	0	0	0	0	0	0	0	0	0	0	0	0	0	0	0	0	0	0	0	0	0	0	33	25	20 to 30	97.0	24	72.7	

Incoming Histogram
 The Street (NW) Facing South
 Opposit Mayfield House, Noth Warnbrough Street

from Fri-Dec-27-2019-02-00-PM to Sun-Jan-05-2020-11-59-AM

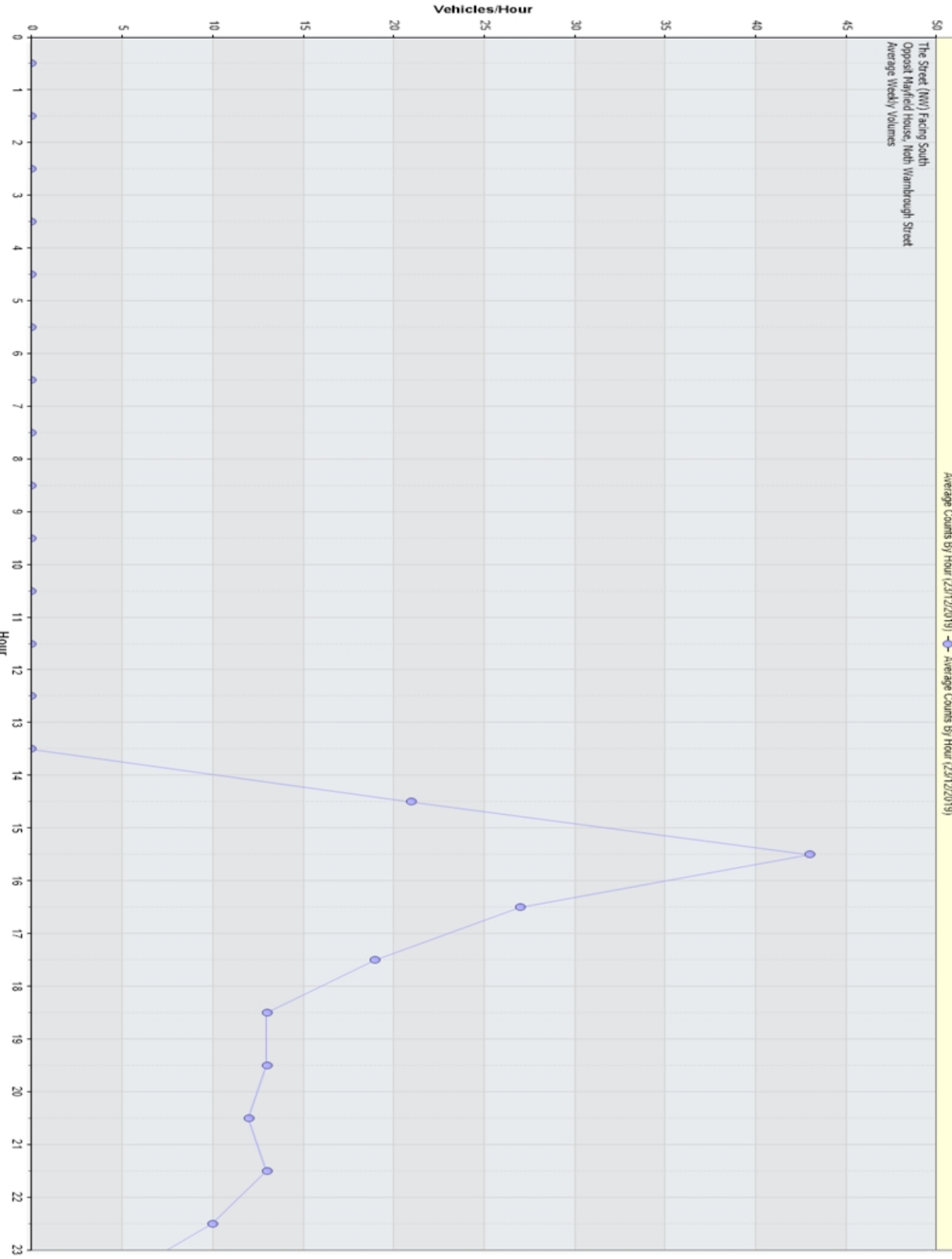
03/01/2020	18:00	0	0	0	8	12	6	1	1	0	0	0	0	0	0	0	0	0	0	0	0	0	0	0	0	0	0	0	0	0	0	0	0	0	0	0	0	0	28	28.3	20 to 30	92.9	20	71.4
03/01/2020	19:00	0	0	0	4	10	3	0	0	0	0	0	0	0	0	0	0	0	0	0	0	0	0	0	0	0	0	0	0	0	0	0	0	0	0	0	0	0	17	25	20 to 30	100.0	13	76.5
03/01/2020	20:00	0	1	1	4	7	3	0	1	0	1	0	0	0	0	0	0	0	0	0	0	0	0	0	0	0	0	0	0	0	0	0	0	0	0	0	0	18	28.3	20 to 30	77.8	12	66.7	
03/01/2020	21:00	0	0	0	5	3	1	0	0	0	0	0	0	0	0	0	0	0	0	0	0	0	0	0	0	0	0	0	0	0	0	0	0	0	0	0	0	9	25	20 to 30	100.0	4	44.4	
03/01/2020	22:00	0	0	0	2	4	1	0	0	0	0	0	0	0	0	0	0	0	0	0	0	0	0	0	0	0	0	0	0	0	0	0	0	0	0	0	0	7	25	20 to 30	100.0	5	71.4	
03/01/2020	23:00	0	0	0	2	3	1	1	0	0	0	0	0	0	0	0	0	0	0	0	0	0	0	0	0	0	0	0	0	0	0	0	0	0	0	0	0	7	30	20 to 30	85.7	5	71.4	
24 Hr Summary		0	15	19	142	230	88	14	5	0	1	0	0	0	0	0	0	0	0	0	0	0	0	0	0	0	0	0	0	0	0	0	0	0	0	0	0	514	26.8	20 to 30	89.5	338	65.8	

Page 8

Date	Starting Hr:min	<5.5 to <10	10 to <15	15 to <20	20 to <25	25 to <30	30 to <35	35 to <40	40 to <45	45 to <50	50 to <55	55 to <60	60 to <65	65 to <70	70 to <75	75 to <80	80 to <85	85 to <90	90 to <95	95 to <100	100 to <105	105 to <110	110 to <115	115 to <120	120 to <125	125 to <130	130 to <135	135 to <140	140 to <145	145 to <150	150 to <155	155 to <160	160 to <165	165 to <170	170 to <175	175 to <180	180 to <185	185 to <190	190 to <195	195 to >200	Total Counts	85pct Speed	10MPH Pace	% in pace	# of Speeders	% Speeders
04/01/2020	00:00	0	0	0	1	0	1	0	0	0	0	0	0	0	0	0	0	0	0	0	0	0	0	0	0	0	0	0	0	0	0	0	0	0	0	0	0	0	0	2	30	20 to 30	100.0	1	50.0	
04/01/2020	01:00	0	0	1	2	0	0	0	0	0	0	0	0	0	0	0	0	0	0	0	0	0	0	0	0	0	0	0	0	0	0	0	0	0	0	0	0	0	0	3	20	10 to 20	100.0	*	*	
04/01/2020	02:00	0	0	0	1	0	0	0	0	0	0	0	0	0	0	0	0	0	0	0	0	0	0	0	0	0	0	0	0	0	0	0	0	0	0	0	0	0	0	1	20	10 to 20	100.0	*	*	
04/01/2020	03:00	0	0	0	0	1	0	0	0	0	0	0	0	0	0	0	0	0	0	0	0	0	0	0	0	0	0	0	0	0	0	0	0	0	0	0	0	0	0	1	25	15 to 25	100.0	1	100.0	
04/01/2020	04:00	0	0	0	0	0	0	0	0	0	0	0	0	0	0	0	0	0	0	0	0	0	0	0	0	0	0	0	0	0	0	0	0	0	0	0	0	0	0	0	0	0	0	0	0	0
04/01/2020	05:00	0	0	0	1	0	2	2	0	0	0	0	0	0	0	0	0	0	0	0	0	0	0	0	0	0	0	0	0	0	0	0	0	0	0	0	0	0	0	5	32.5	25 to 35	80.0	4	80.0	
04/01/2020	06:00	0	0	0	1	4	3	1	0	0	0	0	0	0	0	0	0	0	0	0	0	0	0	0	0	0	0	0	0	0	0	0	0	0	0	0	0	0	0	9	30	20 to 30	88.9	8	88.9	
04/01/2020	07:00	0	0	1	4	10	1	2	0	0	0	0	0	0	0	0	0	0	0	0	0	0	0	0	0	0	0	0	0	0	0	0	0	0	0	0	0	0	0	18	25	15 to 25	83.3	13	72.2	
04/01/2020	08:00	0	0	1	4	9	6	0	0	0	0	0	0	0	0	0	0	0	0	0	0	0	0	0	0	0	0	0	0	0	0	0	0	0	0	0	0	0	20	27.5	20 to 30	95.0	15	75.0		
04/01/2020	09:00	0	0	2	8	15	3	1	0	0	0	0	0	0	0	0	0	0	0	0	0	0	0	0	0	0	0	0	0	0	0	0	0	0	0	0	0	0	29	25	20 to 30	89.7	19	65.5		
04/01/2020	10:00	0	3	5	9	15	7	0	0	0	0	0	0	0	0	0	0	0	0	0	0	0	0	0	0	0	0	0	0	0	0	0	0	0	0	0	0	0	39	25.7	20 to 30	79.5	22	56.4		
04/01/2020	11:00	0	0	4	9	23	6	0	0	0	0	0	0	0	0	0	0	0	0	0	0	0	0	0	0	0	0	0	0	0	0	0	0	0	0	0	0	0	42	25	20 to 30	90.5	29	69.0		
04/01/2020	12:00	0	0	1	21	26	6	1	0	0	0	0	0	0	0	0	0	0	0	0	0	0	0	0	0	0	0	0	0	0	0	0	0	0	0	0	0	0	55	24.8	20 to 30	96.4	33	60.0		
04/01/2020	13:00	0	1	1	15	16	1	0	1	0	0	0	0	0	0	0	0	0	0	0	0	0	0	0	0	0	0	0	0	0	0	0	0	0	0	0	0	0	35	24.1	15 to 25	91.4	18	51.4		
04/01/2020	14:00	0	0	5	17	15	3	0	1	0	0	0	0	0	0	0	0	0	0	0	0	0	0	0	0	0	0	0	0	0	0	0	0	0	0	0	0	0	41	24.3	15 to 25	90.2	19	46.3		
04/01/2020	15:00	0	1	1	16	8	3	1	0	0	0	0	0	0	0	0	0	0	0	0	0	0	0	0	0	0	0	0	0	0	0	0	0	0	0	0	0	0	30	25	20 to 30	90.0	12	40.0		
04/01/2020	16:00	0	0	1	18	17	2	0	0	0	0	0	0	0	0	0	0	0	0	0	0	0	0	0	0	0	0	0	0	0	0	0	0	0	0	0	0	0	38	23.8	20 to 30	97.4	19	50.0		

Incoming Histogram
The Street (NW) Facing South
Opposit Mayfield House, Noth Warnbrough Street

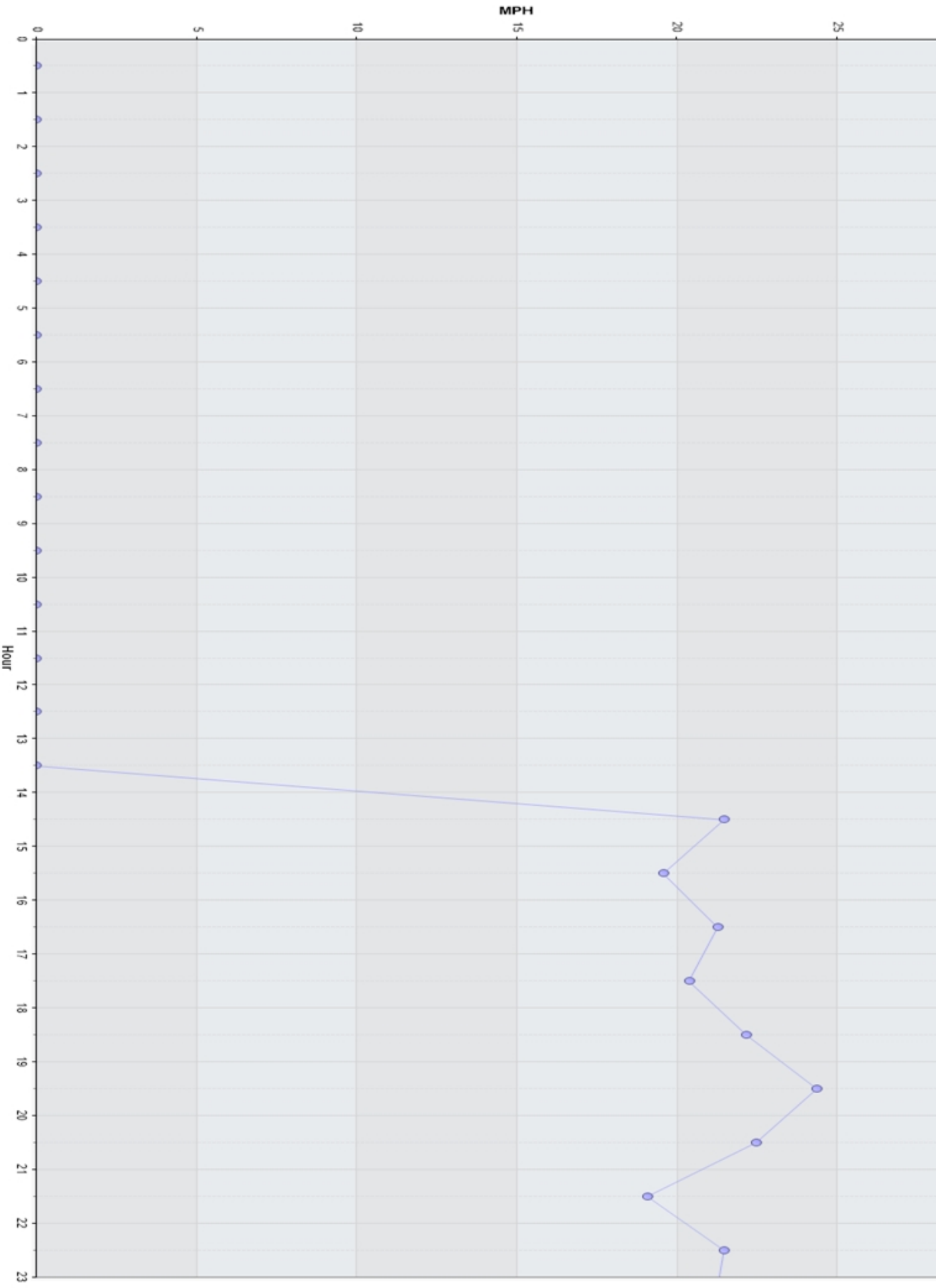
from Fri-Dec-27-2019-02-00-PM to Sun-Jan-05-2020-11-59-AM



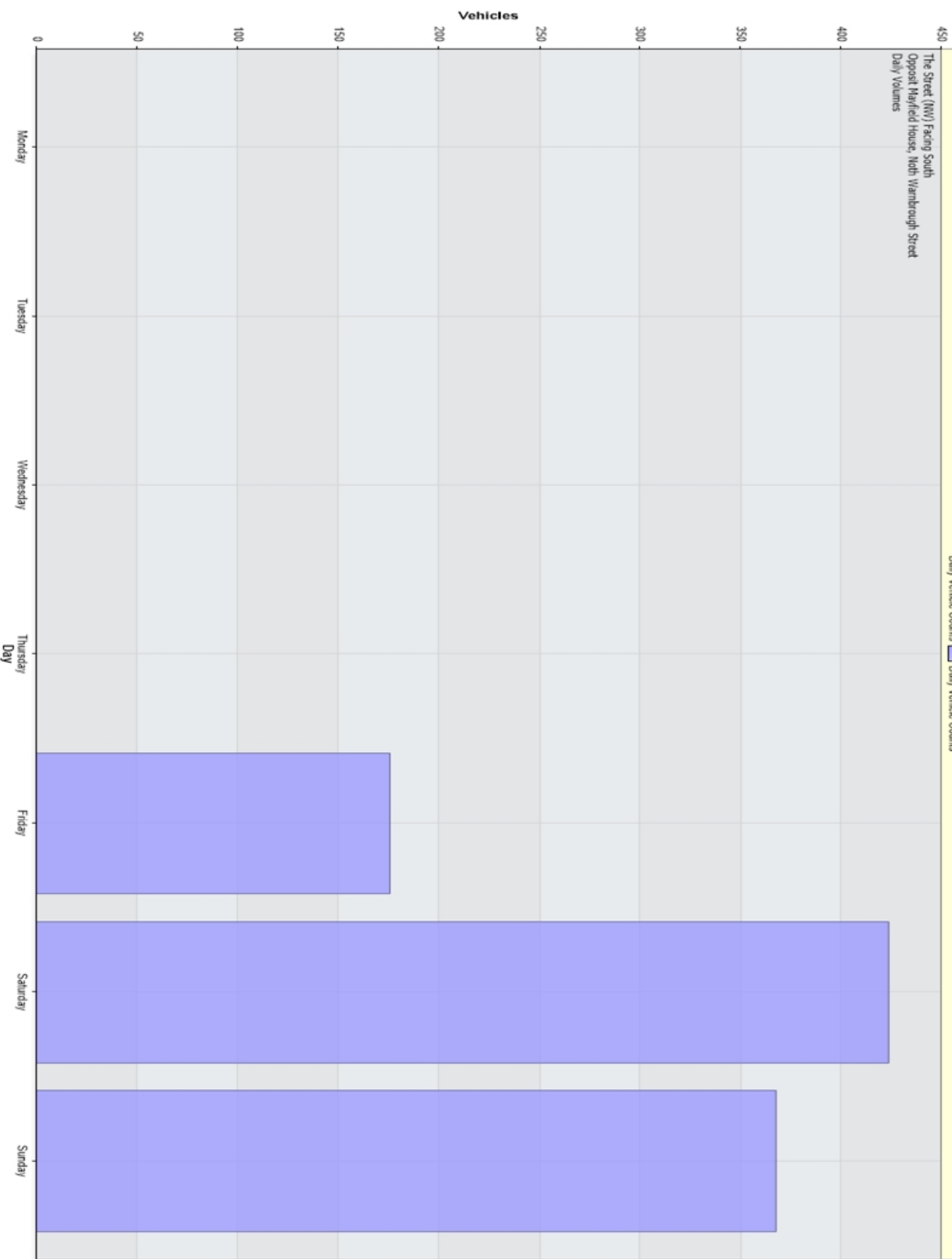
The Street (NW) Facing South
Opposit Mayfield House, Meth Warmbrough Street
Average Weekly Volumes

Incoming: Average Hourly WEEKDAY Speeds for Week of 23/12/2019
Average Hourly WEEKDAY Speeds By Hour (23/12/2019) — Average Hourly WEEKDAY Speeds By Hour (23/12/2019)

The Street (NW) Facing South
Opposit Hayfield House, Neth Warrhrough Street
Average Weekly Speeds



Incoming: Daily Volume for Week of 23/12/2019
Daily Vehicle Counts



The Street (NW) Facing South
Opposit Mayfield House, Nott Warrborough Street
Daily Volumes

Vehicles

Monday
Tuesday
Wednesday
Thursday
Friday
Saturday
Sunday

0
50
100
150
200
250
300
350
400
450