For Project:	Kings	Street	(School)	North	
Project Notes:					
Location/Name:	Facing North				
Report Generated:	11/18/2019	22:25			
Speed Intervals	5 MPH				
Time Intervals	5				
Traffic Report From	10/30/2019	18:00:00	through	11/14/2019	16:59:59
85th Percentile Speed	24.2 MPH				
85th Percentile Vehicles	10102				
Max Speed	50 MPH	on	11/06/2019	09:10:00	
Total Vehicles	11885				
AADT:	794				

Volumes - weekly counts

	Time	5 Day	7 Day
Average Daily		873	740
AM Peak	09:00	144	112
PM Peak	03:00	97	80

Speed

Speed Limit:	30
85th Percentile Speed:	24.2
Average Speed:	18.72

	Monday	Tuesday	Wednesday	Thursday	Friday	Saturday	Sunday
Count over limit	25	12	21	23	17	8	17
% over limit	1.3	0.5	1.0	0.9	1.1	1.0	2.1
Avg Speeder	32.5	32.5	33.5	32.7	32.5	33.1	32.8

Day/Time Ending	85th pctl (mph)	85th pctl cnts	Total Cnts	Max Speed	Avg Speeder	% Speeders
30/10/2019 19:00:00	28.8	26	31	40	35.0	6.5%
30/10/2019 20:00:00	30.7	37	43	35	32.5	16.3%
30/10/2019 21:00:00	27.8	24	28	30	0.0	0.0%
30/10/2019 22:00:00	29.0	12	14	35	32.5	7.1%
30/10/2019 23:00:00	30.0	7	8	35	32.5	12.5%
31/10/2019 00:00:00	23.3	5	6	25	0.0	0.0%
31/10/2019 01:00:00	30.0	3	4	35	32.5	25.0%
31/10/2019 02:00:00	0.0	0	0	0	0.0	0.0%
31/10/2019 03:00:00	0.0	0	0	0	0.0	0.0%
31/10/2019 04:00:00	10.0	1	1	10	0.0	0.0%
31/10/2019 05:00:00	0.0	0	0	0	0.0	0.0%
31/10/2019 06:00:00	35.0	1	1	35	32.5	100.0%
31/10/2019 07:00:00	0.0	0	0	0	0.0	0.0%
31/10/2019 08:00:00	28.1	23	27	35	32.5	3.7%
31/10/2019 09:00:00	29.1	42	49	35	32.5	8.2%
31/10/2019 10:00:00	26.8	48	56	35	32.5	1.8%
31/10/2019 11:00:00	24.3	39	46	30	0.0	0.0%
31/10/2019 12:00:00	24.4	34	40	35	32.5	2.5%
31/10/2019 13:00:00	24.4	45	53	35	32.5	3.8%
31/10/2019 14:00:00	26.4	36	42	35	32.5	2.4%
31/10/2019 15:00:00	23.8	54	63	30	0.0	0.0%
31/10/2019 16:00:00	26.7	40	47	35	32.5	2.1%
31/10/2019 17:00:00	25.0	37	44	30	0.0	0.0%
31/10/2019 18:00:00	23.8	48	57	30	0.0	0.0%
31/10/2019 19:00:00	24.0	36	42	30	0.0	0.0%
31/10/2019 20:00:00	24.7	40	47	30	0.0	0.0%
31/10/2019 21:00:00	23.8	20	24	30	0.0	0.0%
31/10/2019 22:00:00	28.3	9	11	40	37.5	9.1%
31/10/2019 23:00:00	25.0	8	9	30	0.0	0.0%
01/11/2019 00:00:00	30.0	5	6	35	32.5	16.7%
01/11/2019 01:00:00	25.0	1	1	25	0.0	0.0%
01/11/2019 02:00:00	25.0	1	1	25	0.0	0.0%
01/11/2019 03:00:00	0.0	0	0	0	0.0	0.0%
01/11/2019 04:00:00	0.0	0	0	0	0.0	0.0%
01/11/2019 05:00:00	0.0	0	0	0	0.0	0.0%
01/11/2019 06:00:00	0.0	0	0	0	0.0	0.0%
01/11/2019 07:00:00	20.0	1	1	20	0.0	0.0%
01/11/2019 08:00:00	28.6	21	25	35	32.5	8.0%
01/11/2019 09:00:00	28.3	27	32	35	32.5	6.3%
01/11/2019 10:00:00	25.5	57	67	35	32.5	1.5%
01/11/2019 11:00:00	25.0	48	57	35	32.5	1.8%
01/11/2019 12:00:00	25.0	35	41	30	0.0	0.0%
01/11/2019 13:00:00	24.4	39	46	30	0.0	0.0%
01/11/2019 14:00:00	24.0	51	60	30	0.0	0.0%
01/11/2019 15:00:00	24.3	48	56	30	0.0	0.0%
01/11/2019 16:00:00	25.0	54	63	35	32.5	3.2%
01/11/2019 17:00:00	24.7	60	71	30	0.0	0.0%
01/11/2019 18:00:00	25.6	48	56	30	0.0	0.0%
01/11/2019 19:00:00	24.1	29	34	30	0.0	0.0%

01/11/2019 20:00:00	26.2	23	27	35	32.5	3.7%
01/11/2019 21:00:00	22.8	26	31	30	0.0	0.0%
01/11/2019 22:00:00	28.3	12	14	35	32.5	7.1%
01/11/2019 23:00:00	25.0	8	9	30	0.0	0.0%
02/11/2019 00:00:00	23.3	3	4	25	0.0	0.0%
02/11/2019 01:00:00	22.5	3	4	25	0.0	0.0%
02/11/2019 02:00:00	25.0	2	2	25	0.0	0.0%
02/11/2019 03:00:00	0.0	0	0	0	0.0	0.0%
02/11/2019 04:00:00	30.0	1	1	30	0.0	0.0%
02/11/2019 05:00:00	0.0	0	0	0	0.0	0.0%
02/11/2019 06:00:00	0.0	0	0	0	0.0	0.0%
02/11/2019 07:00:00	0.0	0	0	0	0.0	0.0%
02/11/2019 08:00:00	27.5	4	5	30	0.0	0.0%
02/11/2019 09:00:00	28.0	13	15	30	0.0	0.0%
02/11/2019 10:00:00	24.6	28	33	30	0.0	0.0%
02/11/2019 11:00:00	24.2	12	14	30	0.0	0.0%
02/11/2019 12:00:00	24.0	21	25	30	0.0	0.0%
02/11/2019 13:00:00	24.0	29	34	30	0.0	0.0%
02/11/2019 14:00:00	27.5	19	22	35	32.5	4.5%
02/11/2019 15:00:00	26.0	24	28	30	0.0	0.0%
02/11/2019 16:00:00	24.4	21	25	30	0.0	0.0%
02/11/2019 17:00:00	23.6	23	27	30	0.0	0.0%
02/11/2019 18:00:00	24.5	19	22	30	0.0	0.0%
02/11/2019 19:00:00	23.5	20	24	30	0.0	0.0%
02/11/2019 20:00:00	24.4	20	23	30	0.0	0.0%
02/11/2019 21:00:00	25.0	6	7	35	32.5	14.3%
02/11/2019 22:00:00	25.0	9	11	35	32.5	9.1%
02/11/2019 23:00:00	22.5	3	4	25	0.0	0.0%
03/11/2019 00:00:00	30.0	5	6	35	32.5	16.7%
03/11/2019 01:00:00	30.0	6	7	35	32.5	14.3%
03/11/2019 02:00:00	30.0	2	2	30	0.0	0.0%
03/11/2019 03:00:00	0.0	0	0	0	0.0	0.0%
03/11/2019 04:00:00	0.0	0	0	0	0.0	0.0%
03/11/2019 05:00:00	0.0	0	0	0	0.0	0.0%
03/11/2019 06:00:00	0.0	0	0	0	0.0	0.0%
03/11/2019 07:00:00	25.0	1	1	25	0.0	0.0%
03/11/2019 08:00:00	30.0	3	4	35	32.5	25.0%
03/11/2019 09:00:00	24.5	14	16	30	0.0	0.0%
03/11/2019 10:00:00	29.0	21	25	35	32.5	8.0%
03/11/2019 11:00:00	25.0	17	20	35	32.5	5.0%
03/11/2019 12:00:00	22.2	30	35	25	0.0	0.0%
03/11/2019 13:00:00	24.4	43	51	35	32.5	2.0%
03/11/2019 14:00:00	25.7	41	48	35	32.5	2.1%
03/11/2019 15:00:00	27.2	37	44	40	35.0	4.5%
03/11/2019 16:00:00	24.4	47	55	35	32.5	1.8%
03/11/2019 17:00:00	24.2	21	25	30	0.0	0.0%
03/11/2019 18:00:00	25.0	22	26	30	0.0	0.0%
03/11/2019 19:00:00	23.3	27	32	30	0.0	0.0%
03/11/2019 20:00:00	24.0	10	12	30	0.0	0.0%
03/11/2019 21:00:00	25.0	7	8	30	0.0	0.0%

03/11/2019 22:00:00	28.3	8	9	30	0.0	0.0%
03/11/2019 23:00:00	27.5	5	6	30	0.0	0.0%
04/11/2019 00:00:00	20.0	3	3	20	0.0	0.0%
04/11/2019 01:00:00	25.0	2	2	25	0.0	0.0%
04/11/2019 02:00:00	0.0	0	0	0	0.0	0.0%
04/11/2019 03:00:00	10.0	2	2	10	0.0	0.0%
04/11/2019 04:00:00	0.0	0	0	0	0.0	0.0%
04/11/2019 05:00:00	0.0	0	0	0	0.0	0.0%
04/11/2019 06:00:00	20.0	1	1	20	0.0	0.0%
04/11/2019 07:00:00	19.0	4	5	20	0.0	0.0%
04/11/2019 08:00:00	28.0	17	20	35	32.5	5.0%
04/11/2019 09:00:00	27.5	68	80	35	32.5	2.5%
04/11/2019 10:00:00	24.8	97	114	35	32.5	0.9%
04/11/2019 11:00:00	27.5	51	60	35	32.5	5.0%
04/11/2019 12:00:00	25.8	36	42	35	32.5	2.4%
04/11/2019 13:00:00	24.5	38	45	35	32.5	2.2%
04/11/2019 14:00:00	26.0	48	56	30	0.0	0.0%
04/11/2019 15:00:00	24.7	45	53	30	0.0	0.0%
04/11/2019 16:00:00	24.7	34	40	30	0.0	0.0%
04/11/2019 17:00:00	24.2	40	47	30	0.0	0.0%
04/11/2019 18:00:00	24.5	56	66	30	0.0	0.0%
04/11/2019 19:00:00	24.1	47	55	30	0.0	0.0%
04/11/2019 20:00:00	23.7	48	56	30	0.0	0.0%
04/11/2019 21:00:00	24.7	24	28	30	0.0	0.0%
04/11/2019 22:00:00	25.0	20	24	35	32.5	8.3%
04/11/2019 23:00:00	30.0	3	3	30	0.0	0.0%
05/11/2019 00:00:00	25.0	1	1	25	0.0	0.0%
05/11/2019 01:00:00	0.0	0	0	0	0.0	0.0%
05/11/2019 02:00:00	20.0	3	3	20	0.0	0.0%
05/11/2019 03:00:00	12.5	12	14	15	0.0	0.0%
05/11/2019 04:00:00	0.0	0	0	0	0.0	0.0%
05/11/2019 05:00:00	0.0	0	0	0	0.0	0.0%
05/11/2019 06:00:00	0.0	0	0	0	0.0	0.0%
05/11/2019 07:00:00	30.0	1	1	30	0.0	0.0%
05/11/2019 08:00:00	27.8	22	26	30	0.0	0.0%
05/11/2019 09:00:00	26.8	70	82	35	32.5	1.2%
05/11/2019 10:00:00	21.7	162	190	35	32.5	0.5%
05/11/2019 11:00:00	20.0	33	39	30	0.0	0.0%
05/11/2019 12:00:00	23.1	57	67	30	0.0	0.0%
05/11/2019 13:00:00	25.0	42	49	35	32.5	4.1%
05/11/2019 14:00:00	26.1	42	50	35	32.5	2.0%
05/11/2019 15:00:00	24.3	54	63	30	0.0	0.0%
05/11/2019 16:00:00	23.3	94	110	30	0.0	0.0%
05/11/2019 17:00:00	22.4	61	72	25	0.0	0.0%
05/11/2019 18:00:00	22.7	65	76	30	0.0	0.0%
05/11/2019 19:00:00	23.5	49	58	30	0.0	0.0%
05/11/2019 20:00:00	22.2	82	97	30	0.0	0.0%
05/11/2019 21:00:00	25.7	31	37	30	0.0	0.0%
05/11/2019 22:00:00	25.0	13	15	30	0.0	0.0%
05/11/2019 23:00:00	25.0	8	10	30	0.0	0.0%

06/11/2019 00:00:00	20.0	4	5	30	0.0	0.0%
06/11/2019 01:00:00	30.0	4	5	35	32.5	20.0%
06/11/2019 02:00:00	15.0	1	1	15	0.0	0.0%
06/11/2019 03:00:00	30.0	2	2	30	0.0	0.0%
06/11/2019 04:00:00	0.0	0	0	0	0.0	0.0%
06/11/2019 05:00:00	0.0	0	0	0	0.0	0.0%
06/11/2019 06:00:00	25.0	1	1	25	0.0	0.0%
06/11/2019 07:00:00	30.0	3	3	30	0.0	0.0%
06/11/2019 08:00:00	28.3	13	15	30	0.0	0.0%
06/11/2019 09:00:00	24.8	62	73	35	32.5	1.4%
06/11/2019 10:00:00	22.6	131	154	50	47.5	0.6%
06/11/2019 11:00:00	23.3	59	69	30	0.0	0.0%
06/11/2019 12:00:00	21.2	40	47	30	0.0	0.0%
06/11/2019 13:00:00	22.8	51	60	30	0.0	0.0%
06/11/2019 14:00:00	23.3	53	62	30	0.0	0.0%
06/11/2019 15:00:00	23.9	62	73	30	0.0	0.0%
06/11/2019 16:00:00	22.0	100	118	30	0.0	0.0%
06/11/2019 17:00:00	22.0	58	68	35	32.5	1.5%
06/11/2019 18:00:00	23.2	62	73	35	32.5	1.4%
06/11/2019 19:00:00	20.5	66	78	30	0.0	0.0%
06/11/2019 20:00:00	22.8	60	71	30	0.0	0.0%
06/11/2019 21:00:00	22.5	28	33	30	0.0	0.0%
06/11/2019 22:00:00	27.5	10	12	35	32.5	8.3%
06/11/2019 23:00:00	23.8	7	8	25	0.0	0.0%
07/11/2019 00:00:00	20.0	1	1	20	0.0	0.0%
07/11/2019 01:00:00	25.0	3	3	25	0.0	0.0%
07/11/2019 02:00:00	10.0	3	4	30	0.0	0.0%
07/11/2019 03:00:00	9.4	65	76	25	0.0	0.0%
07/11/2019 04:00:00	0.0	0	0	0	0.0	0.0%
07/11/2019 05:00:00	0.0	0	0	0	0.0	0.0%
07/11/2019 06:00:00	0.0	0	0	0	0.0	0.0%
07/11/2019 07:00:00	30.0	1	1	30	0.0	0.0%
07/11/2019 08:00:00	27.5	14	17	30	0.0	0.0%
07/11/2019 09:00:00	26.1	65	76	35	32.5	5.3%
07/11/2019 10:00:00	23.6	140	165	30	0.0	0.0%
07/11/2019 11:00:00	24.1	62	73	35	32.5	1.4%
07/11/2019 12:00:00	24.3	40	47	30	0.0	0.0%
07/11/2019 13:00:00	24.2	36	42	30	0.0	0.0%
07/11/2019 14:00:00	26.2	36	42	30	0.0	0.0%
07/11/2019 15:00:00	21.8	42	49	25	0.0	0.0%
07/11/2019 16:00:00	20.6	112	132	30	0.0	0.0%
07/11/2019 17:00:00	21.2	47	55	30	0.0	0.0%
07/11/2019 18:00:00	23.9	55	65	30	0.0	0.0%
07/11/2019 19:00:00	22.5	68	80	30	0.0	0.0%
07/11/2019 20:00:00	24.8	53	62	30	0.0	0.0%
07/11/2019 21:00:00	25.7	31	37	30	0.0	0.0%
07/11/2019 22:00:00	23.6	25	29	30	0.0	0.0%
07/11/2019 23:00:00	25.0	7	8	30	0.0	0.0%
08/11/2019 00:00:00	25.0	6	7	30	0.0	0.0%
08/11/2019 01:00:00	20.0	1	1	20	0.0	0.0%

08/11/2019 02:00:00	20.0	1	1	20	0.0	0.0%
08/11/2019 03:00:00	0.0	0	0	0	0.0	0.0%
08/11/2019 04:00:00	35.0	1	1	35	32.5	100.0%
08/11/2019 05:00:00	25.0	1	1	25	0.0	0.0%
08/11/2019 06:00:00	0.0	0	0	0	0.0	0.0%
08/11/2019 07:00:00	18.3	3	4	20	0.0	0.0%
08/11/2019 08:00:00	28.6	19	22	35	32.5	4.5%
08/11/2019 09:00:00	25.0	64	75	35	32.5	1.3%
08/11/2019 10:00:00	22.7	137	161	30	0.0	0.0%
08/11/2019 11:00:00	25.0	38	45	35	32.5	4.4%
08/11/2019 12:00:00	22.1	40	47	25	0.0	0.0%
08/11/2019 13:00:00	24.2	44	52	30	0.0	0.0%
08/11/2019 14:00:00	23.9	42	49	30	0.0	0.0%
08/11/2019 15:00:00	23.8	42	49	30	0.0	0.0%
08/11/2019 16:00:00	21.4	95	112	30	0.0	0.0%
08/11/2019 17:00:00	22.8	47	55	30	0.0	0.0%
08/11/2019 18:00:00	23.2	49	58	30	0.0	0.0%
08/11/2019 19:00:00	24.0	40	47	30	0.0	0.0%
08/11/2019 20:00:00	23.9	29	34	30	0.0	0.0%
08/11/2019 21:00:00	23.6	18	21	30	0.0	0.0%
08/11/2019 22:00:00	25.0	19	22	35	32.5	4.5%
08/11/2019 23:00:00	28.3	12	14	35	32.5	7.1%
09/11/2019 00:00:00	30.0	1	1	30	0.0	0.0%
09/11/2019 01:00:00	25.0	2	2	25	0.0	0.0%
09/11/2019 02:00:00	25.0	3	3	25	0.0	0.0%
09/11/2019 03:00:00	20.0	1	1	20	0.0	0.0%
09/11/2019 04:00:00	20.0	1	1	20	0.0	0.0%
09/11/2019 05:00:00	0.0	0	0	0	0.0	0.0%
09/11/2019 06:00:00	0.0	0	0	0	0.0	0.0%
09/11/2019 07:00:00	0.0	0	0	0	0.0	0.0%
09/11/2019 08:00:00	28.8	4	5	30	0.0	0.0%
09/11/2019 09:00:00	25.0	14	17	30	0.0	0.0%
09/11/2019 10:00:00	26.0	33	39	40	35.0	5.1%
09/11/2019 11:00:00	23.3	29	34	30	0.0	0.0%
09/11/2019 12:00:00	20.0	54	63	30	0.0	0.0%
09/11/2019 13:00:00	22.3	51	60	30	0.0	0.0%
09/11/2019 14:00:00	23.6	40	47	30	0.0	0.0%
09/11/2019 15:00:00	25.8	31	36	30	0.0	0.0%
09/11/2019 16:00:00	26.2	34	40	30	0.0	0.0%
09/11/2019 17:00:00	24.6	27	32	30	0.0	0.0%
09/11/2019 18:00:00	26.0	28	33	35	32.5	3.0%
09/11/2019 19:00:00	23.0	22	26	30	0.0	0.0%
09/11/2019 20:00:00	24.4	20	24	30	0.0	0.0%
09/11/2019 21:00:00	23.0	14	16	25	0.0	0.0%
09/11/2019 22:00:00	20.0	4	5	30	0.0	0.0%
09/11/2019 23:00:00	25.0	6	7	30	0.0	0.0%
10/11/2019 00:00:00	25.0	9	11	35	32.5	9.1%
10/11/2019 01:00:00	18.8	3	4	20	0.0	0.0%
10/11/2019 02:00:00	25.0	1	1	25	0.0	0.0%
10/11/2019 03:00:00	0.0	0	0	0	0.0	0.0%

10/11/2019 04:00:00	0.0	0	0	0	0.0	0.0%
10/11/2019 05:00:00	0.0	0	0	0	0.0	0.0%
10/11/2019 06:00:00	20.0	1	1	20	0.0	0.0%
10/11/2019 07:00:00	30.0	1	1	30	0.0	0.0%
10/11/2019 08:00:00	35.0	2	2	35	32.5	50.0%
10/11/2019 09:00:00	24.0	8	10	30	0.0	0.0%
10/11/2019 10:00:00	26.2	24	28	35	32.5	3.6%
10/11/2019 11:00:00	22.1	42	49	30	0.0	0.0%
10/11/2019 12:00:00	23.8	23	27	30	0.0	0.0%
10/11/2019 13:00:00	23.6	28	33	30	0.0	0.0%
10/11/2019 14:00:00	24.5	29	34	30	0.0	0.0%
10/11/2019 15:00:00	25.0	26	30	30	0.0	0.0%
10/11/2019 16:00:00	25.0	26	30	35	32.5	3.3%
10/11/2019 17:00:00	24.2	24	28	30	0.0	0.0%
10/11/2019 18:00:00	23.1	26	31	30	0.0	0.0%
10/11/2019 19:00:00	22.0	16	19	25	0.0	0.0%
10/11/2019 20:00:00	26.7	10	12	30	0.0	0.0%
10/11/2019 21:00:00	30.0	8	10	35	32.5	20.0%
10/11/2019 22:00:00	25.0	5	6	30	0.0	0.0%
10/11/2019 23:00:00	25.0	4	5	35	32.5	20.0%
11/11/2019 00:00:00	30.0	3	4	35	32.5	25.0%
11/11/2019 01:00:00	35.0	2	2	35	32.5	50.0%
11/11/2019 02:00:00	20.0	1	1	20	0.0	0.0%
11/11/2019 03:00:00	25.0	1	1	25	0.0	0.0%
11/11/2019 04:00:00	35.0	1	1	35	32.5	100.0%
11/11/2019 05:00:00	10.0	2	2	10	0.0	0.0%
11/11/2019 06:00:00	0.0	0	0	0	0.0	0.0%
11/11/2019 07:00:00	23.3	8	9	25	0.0	0.0%
11/11/2019 08:00:00	27.5	20	23	30	0.0	0.0%
11/11/2019 09:00:00	25.0	70	82	35	32.5	3.7%
11/11/2019 10:00:00	21.9	149	175	30	0.0	0.0%
11/11/2019 11:00:00	25.9	48	57	30	0.0	0.0%
11/11/2019 12:00:00	24.7	32	38	30	0.0	0.0%
11/11/2019 13:00:00	24.7	48	56	35	32.5	3.6%
11/11/2019 14:00:00	25.6	43	51	35	32.5	2.0%
11/11/2019 15:00:00	28.1	42	49	35	32.5	4.1%
11/11/2019 16:00:00	23.6	105	123	30	0.0	0.0%
11/11/2019 17:00:00	23.7	68	80	30	0.0	0.0%
11/11/2019 18:00:00	24.3	65	76	35	32.5	2.6%
11/11/2019 19:00:00	22.5	72	85	35	32.5	1.2%
11/11/2019 20:00:00	24.8	78	92	30	0.0	0.0%
11/11/2019 21:00:00	25.0	20	23	30	0.0	0.0%
11/11/2019 22:00:00	23.9	30	35	30	0.0	0.0%
11/11/2019 23:00:00	30.0	8	9	35	32.5	11.1%
12/11/2019 00:00:00	25.0	2	2	25	0.0	0.0%
12/11/2019 01:00:00	25.0	2	2	25	0.0	0.0%
12/11/2019 02:00:00	30.0	1	1	30	0.0	0.0%
12/11/2019 03:00:00	0.0	0	0	0	0.0	0.0%
12/11/2019 04:00:00	0.0	0	0	0	0.0	0.0%
12/11/2019 05:00:00	0.0	0	0	0	0.0	0.0%

12/11/2019 06:00:00	0.0	0	0	0	0.0	0.0%
12/11/2019 07:00:00	20.0	3	4	25	0.0	0.0%
12/11/2019 08:00:00	27.9	18	21	30	0.0	0.0%
12/11/2019 09:00:00	24.1	66	78	35	32.5	1.3%
12/11/2019 10:00:00	23.4	139	163	35	32.5	0.6%
12/11/2019 11:00:00	25.0	53	62	35	32.5	1.6%
12/11/2019 12:00:00	23.5	64	75	30	0.0	0.0%
12/11/2019 13:00:00	24.2	36	42	30	0.0	0.0%
12/11/2019 14:00:00	17.4	128	151	35	32.5	0.7%
12/11/2019 15:00:00	21.2	61	72	30	0.0	0.0%
12/11/2019 16:00:00	22.1	88	104	30	0.0	0.0%
12/11/2019 17:00:00	20.0	66	78	30	0.0	0.0%
12/11/2019 18:00:00	23.8	72	85	35	32.5	2.4%
12/11/2019 19:00:00	21.2	66	78	30	0.0	0.0%
12/11/2019 20:00:00	22.4	94	111	35	32.5	0.9%
12/11/2019 21:00:00	23.0	30	35	30	0.0	0.0%
12/11/2019 22:00:00	24.0	8	10	30	0.0	0.0%
12/11/2019 23:00:00	25.0	7	8	30	0.0	0.0%
13/11/2019 00:00:00	18.8	4	5	20	0.0	0.0%
13/11/2019 01:00:00	27.5	4	5	30	0.0	0.0%
13/11/2019 02:00:00	0.0	0	0	0	0.0	0.0%
13/11/2019 03:00:00	0.0	0	0	0	0.0	0.0%
13/11/2019 04:00:00	0.0	0	0	0	0.0	0.0%
13/11/2019 05:00:00	0.0	0	0	0	0.0	0.0%
13/11/2019 06:00:00	0.0	0	0	0	0.0	0.0%
13/11/2019 07:00:00	25.0	2	2	25	0.0	0.0%
13/11/2019 08:00:00	28.3	20	23	30	0.0	0.0%
13/11/2019 09:00:00	24.5	58	68	35	32.5	1.5%
13/11/2019 10:00:00	23.4	137	161	30	0.0	0.0%
13/11/2019 11:00:00	23.8	50	59	30	0.0	0.0%
13/11/2019 12:00:00	24.2	43	51	35	32.5	2.0%
13/11/2019 13:00:00	24.2	38	45	30	0.0	0.0%
13/11/2019 14:00:00	24.3	47	55	30	0.0	0.0%
13/11/2019 15:00:00	24.0	45	53	30	0.0	0.0%
13/11/2019 16:00:00	22.5	90	106	30	0.0	0.0%
13/11/2019 17:00:00	23.8	63	74	30	0.0	0.0%
13/11/2019 18:00:00	23.6	70	82	35	32.5	1.2%
13/11/2019 19:00:00	19.9	63	74	30	0.0	0.0%
13/11/2019 20:00:00	23.0	44	52	35	32.5	1.9%
13/11/2019 21:00:00	23.1	42	49	30	0.0	0.0%
13/11/2019 22:00:00	25.0	14	17	30	0.0	0.0%
13/11/2019 23:00:00	27.5	3	4	30	0.0	0.0%
14/11/2019 00:00:00	27.5	6	7	30	0.0	0.0%
14/11/2019 01:00:00	9.1	9	11	10	0.0	0.0%
14/11/2019 02:00:00	9.4	14	16	10	0.0	0.0%
14/11/2019 03:00:00	0.0	0	0	0	0.0	0.0%
14/11/2019 04:00:00	0.0	0	0	0	0.0	0.0%
14/11/2019 05:00:00	20.0	1	1	20	0.0	0.0%
14/11/2019 06:00:00	0.0	0	0	0	0.0	0.0%
14/11/2019 07:00:00	20.0	2	2	20	0.0	0.0%

14/11/2019 08:00:00	28.5	16	19	30	0.0	0.0%
14/11/2019 09:00:00	26.2	60	71	35	32.5	2.8%
14/11/2019 10:00:00	23.3	150	177	30	0.0	0.0%
14/11/2019 11:00:00	23.6	50	59	35	32.5	1.7%
14/11/2019 12:00:00	25.0	35	41	30	0.0	0.0%
14/11/2019 13:00:00	23.8	33	39	30	0.0	0.0%
14/11/2019 14:00:00	22.7	45	53	30	0.0	0.0%
14/11/2019 15:00:00	22.9	49	58	30	0.0	0.0%
14/11/2019 16:00:00	21.9	106	125	30	0.0	0.0%
14/11/2019 17:00:00	18.0	11	13	20	0.0	0.0%

Day/Time Ending	85th pctl (mph)	85th pctl cnts	Total Cnts	Max Speed	Avg Speeder	% Speeders
31/10/2019 00:00:00	28.8	110	130	40	33.0	8.5%
01/11/2019 00:00:00	25.6	569	669	40	32.8	2.2%
02/11/2019 00:00:00	25.0	592	696	35	32.5	1.4%
03/11/2019 00:00:00	24.7	282	332	35	32.5	1.2%
04/11/2019 00:00:00	25.4	365	429	40	33.0	2.3%
05/11/2019 00:00:00	25.0	680	800	35	32.5	1.4%
06/11/2019 00:00:00	23.8	904	1064	35	32.5	0.5%
07/11/2019 00:00:00	23.2	873	1027	50	35.0	0.6%
08/11/2019 00:00:00	23.7	910	1070	35	32.5	0.5%
09/11/2019 00:00:00	23.7	741	872	35	32.5	0.8%
10/11/2019 00:00:00	24.4	427	502	40	33.8	0.8%
11/11/2019 00:00:00	24.6	310	365	35	32.5	1.9%
12/11/2019 00:00:00	24.3	911	1072	35	32.5	1.3%
13/11/2019 00:00:00	23.0	1007	1185	35	32.5	0.6%
14/11/2019 00:00:00	23.8	839	987	35	32.5	0.4%
14/11/2019 16:59:59	23.6	582	685	35	32.5	0.4%

Facing North Weekly Counts
Kings Street (School) North

from Wed-Oct-30-2019-06-00-PM to Thu-Nov-14-2019-04-59-PM

	2019-10-28	to	2019-11-03							
	Monday	Tuesday	Wednesday	Thursday	Friday	Saturday	Sunday	Week	Weekend	Week Day 85%
Hour	2019-10-28	2019-10-29	2019-10-30	2019-10-31	2019-11-01	2019-11-02	2019-11-03	Day Avg	Avg	Avg Speed
0 - 1	*	*	*	4	1	4	7	2.5	5.5	27.5
1 - 2	*	*	*	0	1	2	2	0.5	2	12.5
2 - 3	*	*	*	0	0	0	0	0	0	0
3 - 4	*	*	*	1	0	1	0	0.5	0.5	5
4 - 5	*	*	*	0	0	0	0	0	0	0
5 - 6	*	*	*	1	0	0	0	0.5	0	17.5
6 - 7	*	*	*	0	1	0	1	0.5	0.5	10
7 - 8	*	*	*	27	25	5	4	26	4.5	28.35
8 - 9	*	*	*	49	32	15	16	40.5	15.5	28.7
9 - 10	*	*	*	56	67	33	25	61.5	29	26.15
10 - 11	*	*	*	46	57	14	20	51.5	17	24.65
11 - 12	*	*	*	40	41	25	35	40.5	30	24.7
12 - 13	*	*	*	53	46	34	51	49.5	42.5	24.4
13 - 14	*	*	*	42	60	22	48	51	35	25.2
14 - 15	*	*	*	63	56	28	44	59.5	36	24.05
15 - 16	*	*	*	47	63	25	55	55	40	25.85
16 - 17	*	*	*	44	71	27	25	57.5	26	24.85
17 - 18	*	*	*	57	56	22	26	56.5	24	24.7
18 - 19	*	*	31	42	34	24	32	35.67	28	25.63
19 - 20	*	*	43	47	27	23	12	39	17.5	27.2
20 - 21	*	*	28	24	31	7	8	27.67	7.5	24.8
21 - 22	*	*	14	11	14	11	9	13	10	28.53
22 - 23	*	*	8	9	9	4	6	8.67	5	26.67
23 - 24	*	*	6	6	4	6	3	5.33	4.5	25.53
Totals	0	0	130	669	696	332	429			
% of Total	0%	0%	5.76%	29.65%	30.85%	14.72%	19.02%			

Facing North Weekly Counts
Kings Street (School) North

from Wed-Oct-30-2019-06-00-PM to Thu-Nov-14-2019-04-59-PM

	2019-11-04	to	2019-11-10							
	Monday	Tuesday	Wednesday	Thursday	Friday	Saturday	Sunday	Week	Weekend	Week Day 85%
Hour	2019-11-04	2019-11-05	2019-11-06	2019-11-07	2019-11-08	2019-11-09	2019-11-10	Day Avg	Avg	Avg Speed
0 - 1	2	0	5	3	1	2	4	2.2	3	20
1 - 2	0	3	1	4	1	3	1	1.8	2	13
2 - 3	2	14	2	76	0	1	0	18.8	0.5	12.38
3 - 4	0	0	0	0	1	1	0	0.2	0.5	7
4 - 5	0	0	0	0	1	0	0	0.2	0	5
5 - 6	1	0	1	0	0	0	1	0.4	0.5	9
6 - 7	5	1	3	1	4	0	1	2.8	0.5	25.46
7 - 8	20	26	15	17	22	5	2	20	3.5	28.04
8 - 9	80	82	73	76	75	17	10	77.2	13.5	26.04
9 - 10	114	190	154	165	161	39	28	156.8	33.5	23.08
10 - 11	60	39	69	73	45	34	49	57.2	41.5	23.98
11 - 12	42	67	47	47	47	63	27	50	45	23.3
12 - 13	45	49	60	42	52	60	33	49.6	46.5	24.14
13 - 14	56	50	62	42	49	47	34	51.8	40.5	25.1
14 - 15	53	63	73	49	49	36	30	57.4	33	23.7
15 - 16	40	110	118	132	112	40	30	102.4	35	22.4
16 - 17	47	72	68	55	55	32	28	59.4	30	22.52
17 - 18	66	76	73	65	58	33	31	67.6	32	23.5
18 - 19	55	58	78	80	47	26	19	63.6	22.5	22.92
19 - 20	56	97	71	62	34	24	12	64	18	23.48
20 - 21	28	37	33	37	21	16	10	31.2	13	24.44
21 - 22	24	15	12	29	22	5	6	20.4	5.5	25.22
22 - 23	3	10	8	8	14	7	5	8.6	6	26.42
23 - 24	1	5	1	7	1	11	4	3	7.5	24
Totals	800	1064	1027	1070	872	502	365			
% of Total	14.04%	18.67%	18.02%	18.77%	15.3%	8.81%	6.4%			

Facing North Weekly Counts
Kings Street (School) North

from Wed-Oct-30-2019-06-00-PM to Thu-Nov-14-2019-04-59-PM

	2019-11-11	to	2019-11-17							
	Monday	Tuesday	Wednesday	Thursday	Friday	Saturday	Sunday	Week	Weekend	Week Day 85%
Hour	2019-11-11	2019-11-12	2019-11-13	2019-11-14	2019-11-15	2019-11-16	2019-11-17	Day Avg	Avg	Avg Speed
0 - 1	2	2	5	11	*	*	*	5	0	24.15
1 - 2	1	1	0	16	*	*	*	4.5	0	14.85
2 - 3	1	0	0	0	*	*	*	0.25	0	6.25
3 - 4	1	0	0	0	*	*	*	0.25	0	8.75
4 - 5	2	0	0	1	*	*	*	0.75	0	7.5
5 - 6	0	0	0	0	*	*	*	0	0	0
6 - 7	9	4	2	2	*	*	*	4.25	0	22.08
7 - 8	23	21	23	19	*	*	*	21.5	0	28.05
8 - 9	82	78	68	71	*	*	*	74.75	0	24.95
9 - 10	175	163	161	177	*	*	*	169	0	23
10 - 11	57	62	59	59	*	*	*	59.25	0	24.58
11 - 12	38	75	51	41	*	*	*	51.25	0	24.35
12 - 13	56	42	45	39	*	*	*	45.5	0	24.22
13 - 14	51	151	55	53	*	*	*	77.5	0	22.5
14 - 15	49	72	53	58	*	*	*	58	0	24.05
15 - 16	123	104	106	125	*	*	*	114.5	0	22.52
16 - 17	80	78	74	13	*	*	*	61.25	0	21.38
17 - 18	76	85	82	*	*	*	*	81	0	23.9
18 - 19	85	78	74	*	*	*	*	79	0	21.2
19 - 20	92	111	52	*	*	*	*	85	0	23.4
20 - 21	23	35	49	*	*	*	*	35.67	0	23.7
21 - 22	35	10	17	*	*	*	*	20.67	0	24.3
22 - 23	9	8	4	*	*	*	*	7	0	27.5
23 - 24	2	5	7	*	*	*	*	4.67	0	23.77
Totals	1072	1185	987	685	0	0	0			
% of Total	27.28%	30.16%	25.12%	17.43%	0%	0%	0%			

Facing North Monthly Counts
Kings Street (School) North

from Wed-Oct-30-2019-06-00-PM to Thu-Nov-14-2019-04-59-PM

Hour	Oct 2019 Monday	Tuesday	Wednesday	Thursday	Friday	Saturday	Sunday	Week Day Avg	Weekend Avg	Week Day 85% Avg Speed
0 - 1	*	*	0	4	*	*	*	2	0	15
1 - 2	*	*	0	0	*	*	*	0	0	0
2 - 3	*	*	0	0	*	*	*	0	0	0
3 - 4	*	*	0	1	*	*	*	0.5	0	5
4 - 5	*	*	0	0	*	*	*	0	0	0
5 - 6	*	*	0	1	*	*	*	0.5	0	17.5
6 - 7	*	*	0	0	*	*	*	0	0	0
7 - 8	*	*	0	27	*	*	*	13.5	0	14.05
8 - 9	*	*	0	49	*	*	*	24.5	0	14.55
9 - 10	*	*	0	56	*	*	*	28	0	13.4
10 - 11	*	*	0	46	*	*	*	23	0	12.15
11 - 12	*	*	0	40	*	*	*	20	0	12.2
12 - 13	*	*	0	53	*	*	*	26.5	0	12.2
13 - 14	*	*	0	42	*	*	*	21	0	13.2
14 - 15	*	*	0	63	*	*	*	31.5	0	11.9
15 - 16	*	*	0	47	*	*	*	23.5	0	13.35
16 - 17	*	*	0	44	*	*	*	22	0	12.5
17 - 18	*	*	0	57	*	*	*	28.5	0	11.9
18 - 19	*	*	31	42	*	*	*	36.5	0	26.4
19 - 20	*	*	43	47	*	*	*	45	0	27.7
20 - 21	*	*	28	24	*	*	*	26	0	25.8
21 - 22	*	*	14	11	*	*	*	12.5	0	28.65
22 - 23	*	*	8	9	*	*	*	8.5	0	27.5
23 - 24	*	*	6	6	*	*	*	6	0	26.65
Totals	0	0	130	669	0	0	0			
% of Total	0%	0%	16.27%	83.73%	0%	0%	0%			

Facing North Monthly Counts
Kings Street (School) North

from Wed-Oct-30-2019-06-00-PM to Thu-Nov-14-2019-04-59-PM

Hour	Nov 2019 Monday	Tuesday	Wednesday	Thursday	Friday	Saturday	Sunday	Week Day Avg	Weekend Avg	Week Day 85% Avg Speed
0 - 1	4	2	10	14	2	6	11	6.4	8.5	24.66
1 - 2	1	4	1	20	2	5	3	5.6	4	17.9
2 - 3	3	14	2	76	0	1	0	19	0.5	15.38
3 - 4	1	0	0	0	1	2	0	0.4	1	14
4 - 5	2	0	0	1	1	0	0	0.8	0	11
5 - 6	1	0	1	0	0	0	1	0.4	0.5	9
6 - 7	14	5	5	3	5	0	2	6.4	1	24.1
7 - 8	43	47	38	36	47	10	6	42.2	8	28.1
8 - 9	162	160	141	147	107	32	26	143.4	29	25.96
9 - 10	289	353	315	342	228	72	53	305.4	62.5	23.3
10 - 11	117	101	128	132	102	48	69	116	58.5	24.7
11 - 12	80	142	98	88	88	88	62	99.2	75	23.92
12 - 13	101	91	105	81	98	94	84	95.2	89	24.16
13 - 14	107	201	117	95	109	69	82	125.8	75.5	24.14
14 - 15	102	135	126	107	105	64	74	115	69	24.12
15 - 16	163	214	224	257	175	65	85	206.6	75	22.74
16 - 17	127	150	142	68	126	59	53	122.6	56	22.64
17 - 18	142	161	155	65	114	55	57	127.4	56	23.84
18 - 19	140	136	152	80	81	50	51	117.8	50.5	22.52
19 - 20	148	208	123	62	61	47	24	120.4	35.5	23.82
20 - 21	51	72	82	37	52	23	18	58.8	20.5	24.1
21 - 22	59	25	29	29	36	16	15	35.6	15.5	25.28
22 - 23	12	18	12	8	23	11	11	14.6	11	26.16
23 - 24	3	10	8	7	5	17	7	6.6	12	24.36
Totals	1872	2249	2014	1755	1568	834	794			
% of Total	16.89%	20.29%	18.17%	15.83%	14.14%	7.52%	7.16%			

Facing North Weekly Speeds
Kings Street (School) North

from Wed-Oct-30-2019-06-00-PM to Thu-Nov-14-2019-04-59-PM

	2019-10-28	to	2019-11-03							
	Monday	Tuesday	Wednesday	Thursday	Friday	Saturday	Sunday	Week	Weekend	Week Day 85%
Hour	2019-10-28	2019-10-29	2019-10-30	2019-10-31	2019-11-01	2019-11-02	2019-11-03	Day Avg	Avg	Avg Speed
0 - 1	*	*	*	23.25	22	19.5	24.86	22.62	22.18	27.5
1 - 2	*	*	*	0	22	19.5	24.5	11	22	12.5
2 - 3	*	*	*	0	0	0	0	0	0	0
3 - 4	*	*	*	7	0	27	0	3.5	13.5	5
4 - 5	*	*	*	0	0	0	0	0	0	0
5 - 6	*	*	*	32	0	0	0	16	0	17.5
6 - 7	*	*	*	0	17	0	22	8.5	11	10
7 - 8	*	*	*	22.41	23.4	21	20.75	22.9	20.88	28.35
8 - 9	*	*	*	23.41	22.53	21.47	20.69	22.97	21.08	28.7
9 - 10	*	*	*	21.32	21.58	20.09	24.88	21.45	22.49	26.15
10 - 11	*	*	*	18.89	19.07	19.64	16.65	18.98	18.15	24.65
11 - 12	*	*	*	19.73	19	19.32	15.8	19.36	17.56	24.7
12 - 13	*	*	*	18.7	18.65	18.71	17.88	18.68	18.29	24.4
13 - 14	*	*	*	20.6	18.83	21.59	19.23	19.71	20.41	25.2
14 - 15	*	*	*	17.37	18.86	20.43	20.89	18.11	20.66	24.05
15 - 16	*	*	*	20.6	20.21	19.2	20.04	20.4	19.62	25.85
16 - 17	*	*	*	21.02	20.39	18	18.56	20.71	18.28	24.85
17 - 18	*	*	*	18.91	19.98	20.14	17.27	19.45	18.7	24.7
18 - 19	*	*	21.97	18.45	18.71	18.67	18.34	19.71	18.51	25.63
19 - 20	*	*	21	19.62	19.56	18.91	18.5	20.06	18.71	27.2
20 - 21	*	*	20.39	19.79	17.42	20.71	19	19.2	19.86	24.8
21 - 22	*	*	23.29	21.73	22.14	21.73	21.44	22.39	21.59	28.53
22 - 23	*	*	19	21.56	19.89	19.5	21.17	20.15	20.33	26.67
23 - 24	*	*	18.67	21.33	20.75	22	17	20.25	19.5	25.53

Facing North Weekly Speeds
Kings Street (School) North

from Wed-Oct-30-2019-06-00-PM to Thu-Nov-14-2019-04-59-PM

	2019-11-04	to	2019-11-10							
	Monday	Tuesday	Wednesday	Thursday	Friday	Saturday	Sunday	Week	Weekend	Week Day 85%
Hour	2019-11-04	2019-11-05	2019-11-06	2019-11-07	2019-11-08	2019-11-09	2019-11-10	Day Avg	Avg	Avg Speed
0 - 1	19.5	0	24	20.33	17	19.5	17.25	16.17	18.38	20
1 - 2	0	10.67	12	12.25	17	20.33	22	10.38	21.17	13
2 - 3	7.5	8.86	22	7.74	0	17	0	9.22	8.5	12.38
3 - 4	0	0	0	0	32	17	0	6.4	8.5	7
4 - 5	0	0	0	0	22	0	0	4.4	0	5
5 - 6	17	0	22	0	0	0	17	7.8	8.5	9
6 - 7	17.4	27	18.67	27	16	0	27	21.21	13.5	25.46
7 - 8	22.65	21.19	20.47	22.24	22.41	26.2	29.5	21.79	27.85	28.04
8 - 9	22.58	21.02	20.22	20.91	20.48	20.71	19.2	21.04	19.95	26.04
9 - 10	20.06	16.47	18.04	19.24	18.08	20.33	22.11	18.38	21.22	23.08
10 - 11	21.48	14	18.52	18.41	20.4	18.03	17.53	18.56	17.78	23.98
11 - 12	21.21	15.82	15.21	18.87	16.77	16.05	16.59	17.58	16.32	23.3
12 - 13	19.53	20.59	16.65	18.45	18.96	16.95	17.61	18.84	17.28	24.14
13 - 14	19.25	22.34	18.23	19.26	17.73	18.89	16.62	19.36	17.76	25.1
14 - 15	19.11	18.44	18.05	16.57	19.8	20.33	18.73	18.4	19.53	23.7
15 - 16	20.17	17.75	17.42	15.66	17.14	20.35	19.57	17.63	19.96	22.4
16 - 17	19.51	17.12	16.76	15.91	17.49	19.94	18.46	17.36	19.2	22.52
17 - 18	20.47	17.14	18.1	18.65	18.31	20.39	18.74	18.53	19.57	23.5
18 - 19	19.49	18.28	16.73	17.25	18.36	17.81	16.21	18.02	17.01	22.92
19 - 20	18.11	16.44	17.99	19.66	19.38	19.38	21.33	18.32	20.35	23.48
20 - 21	21.5	19.27	16.52	20.35	18.9	18.12	23.5	19.31	20.81	24.44
21 - 22	20.42	21.53	21.75	18.69	19.36	18.2	19.5	20.35	18.85	25.22
22 - 23	22	21.5	18.38	20.75	21.79	19.29	21	20.88	20.14	26.42
23 - 24	22	18	17	19.86	27	21.73	27	20.77	24.36	24

Facing North Weekly Speeds
Kings Street (School) North

from Wed-Oct-30-2019-06-00-PM to Thu-Nov-14-2019-04-59-PM

	2019-11-11	to	2019-11-17							
	Monday	Tuesday	Wednesday	Thursday	Friday	Saturday	Sunday	Week	Weekend	Week Day 85%
Hour	2019-11-11	2019-11-12	2019-11-13	2019-11-14	2019-11-15	2019-11-16	2019-11-17	Day Avg	Avg	Avg Speed
0 - 1	27	19.5	21	7.45	*	*	*	18.74	*	24.15
1 - 2	17	27	0	7.38	*	*	*	12.84	*	14.85
2 - 3	22	0	0	0	*	*	*	5.5	*	6.25
3 - 4	32	0	0	0	*	*	*	8	*	8.75
4 - 5	7	0	0	17	*	*	*	6	*	7.5
5 - 6	0	0	0	0	*	*	*	0	*	0
6 - 7	17.22	18.25	14.5	17	*	*	*	16.74	*	22.08
7 - 8	21.78	22.95	21.17	24.37	*	*	*	22.57	*	28.05
8 - 9	20.94	17.73	18.84	21.48	*	*	*	19.75	*	24.95
9 - 10	17.21	18.42	19.02	18.2	*	*	*	18.21	*	23
10 - 11	19.47	19.26	19.2	18.42	*	*	*	19.09	*	24.58
11 - 12	20	17.88	18.76	19.76	*	*	*	19.1	*	24.35
12 - 13	18	19.33	18.04	18.28	*	*	*	18.41	*	24.22
13 - 14	20.61	10.68	19.27	18.15	*	*	*	17.18	*	22.5
14 - 15	20.55	15.12	19.38	17.5	*	*	*	18.14	*	24.05
15 - 16	18.95	17.16	17.54	17.3	*	*	*	17.74	*	22.52
16 - 17	18.56	14.37	17.84	12.38	*	*	*	15.79	*	21.38
17 - 18	18.71	17.56	18.28	*	*	*	*	18.19	*	23.9
18 - 19	17.72	16.97	16.99	*	*	*	*	17.23	*	21.2
19 - 20	18.6	16.64	18.23	*	*	*	*	17.82	*	23.4
20 - 21	21	17.37	18.02	*	*	*	*	18.8	*	23.7
21 - 22	19.77	20.6	21.65	*	*	*	*	20.67	*	24.3
22 - 23	22	17.62	23.25	*	*	*	*	20.96	*	27.5
23 - 24	19.5	16	21.29	*	*	*	*	18.93	*	23.77

Facing North Monthly Speeds
Kings Street (School) North

from Wed-Oct-30-2019-06-00-PM to Thu-Nov-14-2019-04-59-PM

Hour	Oct 2019 Monday	Tuesday	Wednesday	Thursday	Friday	Saturday	Sunday	Week Day Avg	Weekend Avg	Week Day 85% Avg Speed
0 - 1	*	*	0	23.25	*	*	*	11.62	*	15
1 - 2	*	*	0	0	*	*	*	0	*	0
2 - 3	*	*	0	0	*	*	*	0	*	0
3 - 4	*	*	0	7	*	*	*	3.5	*	5
4 - 5	*	*	0	0	*	*	*	0	*	0
5 - 6	*	*	0	32	*	*	*	16	*	17.5
6 - 7	*	*	0	0	*	*	*	0	*	0
7 - 8	*	*	0	22.41	*	*	*	11.2	*	14.05
8 - 9	*	*	0	23.41	*	*	*	11.7	*	14.55
9 - 10	*	*	0	21.32	*	*	*	10.66	*	13.4
10 - 11	*	*	0	18.89	*	*	*	9.45	*	12.15
11 - 12	*	*	0	19.73	*	*	*	9.86	*	12.2
12 - 13	*	*	0	18.7	*	*	*	9.35	*	12.2
13 - 14	*	*	0	20.6	*	*	*	10.3	*	13.2
14 - 15	*	*	0	17.37	*	*	*	8.68	*	11.9
15 - 16	*	*	0	20.6	*	*	*	10.3	*	13.35
16 - 17	*	*	0	21.02	*	*	*	10.51	*	12.5
17 - 18	*	*	0	18.91	*	*	*	9.46	*	11.9
18 - 19	*	*	21.97	18.45	*	*	*	20.21	*	26.4
19 - 20	*	*	21	19.62	*	*	*	20.31	*	27.7
20 - 21	*	*	20.39	19.79	*	*	*	20.09	*	25.8
21 - 22	*	*	23.29	21.73	*	*	*	22.51	*	28.65
22 - 23	*	*	19	21.56	*	*	*	20.28	*	27.5
23 - 24	*	*	18.67	21.33	*	*	*	20	*	26.65

Facing North Monthly Speeds
Kings Street (School) North

from Wed-Oct-30-2019-06-00-PM to Thu-Nov-14-2019-04-59-PM

Hour	Nov 2019 Monday	Tuesday	Wednesday	Thursday	Friday	Saturday	Sunday	Week Day Avg	Weekend Avg	Week Day 85% Avg Speed
0 - 1	23.25	19.5	22.5	10.21	19.5	19.5	22.09	18.99	20.8	24.66
1 - 2	17	14.75	12	8.35	19.5	20	23.67	14.32	21.83	17.9
2 - 3	12.33	8.86	22	7.74	0	17	0	10.19	8.5	15.38
3 - 4	32	0	0	0	32	22	0	12.8	11	14
4 - 5	7	0	0	17	22	0	0	9.2	0	11
5 - 6	17	0	22	0	0	0	17	7.8	8.5	9
6 - 7	17.29	20	17	20.33	16.2	0	24.5	18.16	12.25	24.1
7 - 8	22.19	21.98	20.89	23.36	22.94	23.6	23.67	22.27	23.63	28.1
8 - 9	21.75	19.42	19.55	21.18	21.09	21.06	20.12	20.6	20.59	25.96
9 - 10	18.34	17.37	18.54	18.7	19.11	20.22	23.42	18.41	21.82	23.3
10 - 11	20.5	17.23	18.84	18.42	19.66	18.5	17.28	18.93	17.89	24.7
11 - 12	20.64	16.91	17.06	19.28	17.81	16.98	16.15	18.34	16.56	23.92
12 - 13	18.68	20.01	17.25	18.37	18.82	17.59	17.77	18.63	17.68	24.16
13 - 14	19.9	13.58	18.72	18.64	18.34	19.75	18.15	17.84	18.95	24.14
14 - 15	19.8	16.67	18.61	17.07	19.3	20.38	20.01	18.29	20.19	24.12
15 - 16	19.25	17.46	17.47	16.46	18.25	19.91	19.87	17.78	19.89	22.74
16 - 17	18.91	15.69	17.32	15.24	19.13	19.05	18.51	17.26	18.78	22.64
17 - 18	19.53	17.37	18.19	18.65	19.13	20.29	18.07	18.57	19.18	23.84
18 - 19	18.41	17.53	16.86	17.25	18.51	18.22	17.55	17.71	17.88	22.52
19 - 20	18.41	16.55	18.09	19.66	19.46	19.15	19.92	18.43	19.53	23.82
20 - 21	21.27	18.35	17.41	20.35	18.02	18.91	21.5	19.08	20.21	24.1
21 - 22	20.03	21.16	21.69	18.69	20.44	20.62	20.67	20.4	20.65	25.28
22 - 23	22	19.78	20	20.75	21.04	19.36	21.09	20.71	20.23	26.16
23 - 24	20.33	17	20.75	19.86	22	21.82	22.71	19.99	22.27	24.36

Facing North Weekly EightyFifthSpeeds
Kings Street (School) North

from Wed-Oct-30-2019-06-00-PM to Thu-Nov-14-2019-04-59-PM

	2019-10-28	to	2019-11-03							
	Monday	Tuesday	Wednesday	Thursday	Friday	Saturday	Sunday	Week	Weekend	Week Day 85%
Hour	2019-10-28	2019-10-29	2019-10-30	2019-10-31	2019-11-01	2019-11-02	2019-11-03	Day Avg	Avg	Avg Speed
0 - 1	*	*	*	30	25	22.5	30	27.5	26.25	27.5
1 - 2	*	*	*	0	25	25	30	12.5	27.5	12.5
2 - 3	*	*	*	0	0	0	0	0	0	0
3 - 4	*	*	*	10	0	30	0	5	15	5
4 - 5	*	*	*	0	0	0	0	0	0	0
5 - 6	*	*	*	35	0	0	0	17.5	0	17.5
6 - 7	*	*	*	0	20	0	25	10	12.5	10
7 - 8	*	*	*	28.1	28.6	27.5	30	28.35	28.75	28.35
8 - 9	*	*	*	29.1	28.3	28	24.5	28.7	26.25	28.7
9 - 10	*	*	*	26.8	25.5	24.6	29	26.15	26.8	26.15
10 - 11	*	*	*	24.3	25	24.2	25	24.65	24.6	24.65
11 - 12	*	*	*	24.4	25	24	22.2	24.7	23.1	24.7
12 - 13	*	*	*	24.4	24.4	24	24.4	24.4	24.2	24.4
13 - 14	*	*	*	26.4	24	27.5	25.7	25.2	26.6	25.2
14 - 15	*	*	*	23.8	24.3	26	27.2	24.05	26.6	24.05
15 - 16	*	*	*	26.7	25	24.4	24.4	25.85	24.4	25.85
16 - 17	*	*	*	25	24.7	23.6	24.2	24.85	23.9	24.85
17 - 18	*	*	*	23.8	25.6	24.5	25	24.7	24.75	24.7
18 - 19	*	*	28.8	24	24.1	23.5	23.3	25.63	23.4	25.63
19 - 20	*	*	30.7	24.7	26.2	24.4	24	27.2	24.2	27.2
20 - 21	*	*	27.8	23.8	22.8	25	25	24.8	25	24.8
21 - 22	*	*	29	28.3	28.3	25	28.3	28.53	26.65	28.53
22 - 23	*	*	30	25	25	22.5	27.5	26.67	25	26.67
23 - 24	*	*	23.3	30	23.3	30	20	25.53	25	25.53

Facing North Weekly EightyFifthSpeeds
Kings Street (School) North

from Wed-Oct-30-2019-06-00-PM to Thu-Nov-14-2019-04-59-PM

	2019-11-04	to	2019-11-10							
	Monday	Tuesday	Wednesday	Thursday	Friday	Saturday	Sunday	Week	Weekend	Week Day 85%
Hour	2019-11-04	2019-11-05	2019-11-06	2019-11-07	2019-11-08	2019-11-09	2019-11-10	Day Avg	Avg	Avg Speed
0 - 1	25	0	30	25	20	25	18.8	20	21.9	20
1 - 2	0	20	15	10	20	25	25	13	25	13
2 - 3	10	12.5	30	9.4	0	20	0	12.38	10	12.38
3 - 4	0	0	0	0	35	20	0	7	10	7
4 - 5	0	0	0	0	25	0	0	5	0	5
5 - 6	20	0	25	0	0	0	20	9	10	9
6 - 7	19	30	30	30	18.3	0	30	25.46	15	25.46
7 - 8	28	27.8	28.3	27.5	28.6	28.8	35	28.04	31.9	28.04
8 - 9	27.5	26.8	24.8	26.1	25	25	24	26.04	24.5	26.04
9 - 10	24.8	21.7	22.6	23.6	22.7	26	26.2	23.08	26.1	23.08
10 - 11	27.5	20	23.3	24.1	25	23.3	22.1	23.98	22.7	23.98
11 - 12	25.8	23.1	21.2	24.3	22.1	20	23.8	23.3	21.9	23.3
12 - 13	24.5	25	22.8	24.2	24.2	22.3	23.6	24.14	22.95	24.14
13 - 14	26	26.1	23.3	26.2	23.9	23.6	24.5	25.1	24.05	25.1
14 - 15	24.7	24.3	23.9	21.8	23.8	25.8	25	23.7	25.4	23.7
15 - 16	24.7	23.3	22	20.6	21.4	26.2	25	22.4	25.6	22.4
16 - 17	24.2	22.4	22	21.2	22.8	24.6	24.2	22.52	24.4	22.52
17 - 18	24.5	22.7	23.2	23.9	23.2	26	23.1	23.5	24.55	23.5
18 - 19	24.1	23.5	20.5	22.5	24	23	22	22.92	22.5	22.92
19 - 20	23.7	22.2	22.8	24.8	23.9	24.4	26.7	23.48	25.55	23.48
20 - 21	24.7	25.7	22.5	25.7	23.6	23	30	24.44	26.5	24.44
21 - 22	25	25	27.5	23.6	25	20	25	25.22	22.5	25.22
22 - 23	30	25	23.8	25	28.3	25	25	26.42	25	26.42
23 - 24	25	20	20	25	30	25	30	24	27.5	24

Facing North Weekly EightyFifthSpeeds
Kings Street (School) North

from Wed-Oct-30-2019-06-00-PM to Thu-Nov-14-2019-04-59-PM

	2019-11-11	to	2019-11-17							
	Monday	Tuesday	Wednesday	Thursday	Friday	Saturday	Sunday	Week	Weekend	Week Day 85%
Hour	2019-11-11	2019-11-12	2019-11-13	2019-11-14	2019-11-15	2019-11-16	2019-11-17	Day Avg	Avg	Avg Speed
0 - 1	35	25	27.5	9.1	*	*	*	24.15	0	24.15
1 - 2	20	30	0	9.4	*	*	*	14.85	0	14.85
2 - 3	25	0	0	0	*	*	*	6.25	0	6.25
3 - 4	35	0	0	0	*	*	*	8.75	0	8.75
4 - 5	10	0	0	20	*	*	*	7.5	0	7.5
5 - 6	0	0	0	0	*	*	*	0	0	0
6 - 7	23.3	20	25	20	*	*	*	22.08	0	22.08
7 - 8	27.5	27.9	28.3	28.5	*	*	*	28.05	0	28.05
8 - 9	25	24.1	24.5	26.2	*	*	*	24.95	0	24.95
9 - 10	21.9	23.4	23.4	23.3	*	*	*	23	0	23
10 - 11	25.9	25	23.8	23.6	*	*	*	24.58	0	24.58
11 - 12	24.7	23.5	24.2	25	*	*	*	24.35	0	24.35
12 - 13	24.7	24.2	24.2	23.8	*	*	*	24.22	0	24.22
13 - 14	25.6	17.4	24.3	22.7	*	*	*	22.5	0	22.5
14 - 15	28.1	21.2	24	22.9	*	*	*	24.05	0	24.05
15 - 16	23.6	22.1	22.5	21.9	*	*	*	22.52	0	22.52
16 - 17	23.7	20	23.8	18	*	*	*	21.38	0	21.38
17 - 18	24.3	23.8	23.6	*	*	*	*	23.9	0	23.9
18 - 19	22.5	21.2	19.9	*	*	*	*	21.2	0	21.2
19 - 20	24.8	22.4	23	*	*	*	*	23.4	0	23.4
20 - 21	25	23	23.1	*	*	*	*	23.7	0	23.7
21 - 22	23.9	24	25	*	*	*	*	24.3	0	24.3
22 - 23	30	25	27.5	*	*	*	*	27.5	0	27.5
23 - 24	25	18.8	27.5	*	*	*	*	23.77	0	23.77

Facing North Monthly EightyFifthSpeeds
Kings Street (School) North

from Wed-Oct-30-2019-06-00-PM to Thu-Nov-14-2019-04-59-PM

Hour	Oct 2019 Monday	Tuesday	Wednesday	Thursday	Friday	Saturday	Sunday	Week Day Avg	Weekend Avg	Week Day 85% Avg Speed
0 - 1	*	*	0	30	*	*	*	15	0	15
1 - 2	*	*	0	0	*	*	*	0	0	0
2 - 3	*	*	0	0	*	*	*	0	0	0
3 - 4	*	*	0	10	*	*	*	5	0	5
4 - 5	*	*	0	0	*	*	*	0	0	0
5 - 6	*	*	0	35	*	*	*	17.5	0	17.5
6 - 7	*	*	0	0	*	*	*	0	0	0
7 - 8	*	*	0	28.1	*	*	*	14.05	0	14.05
8 - 9	*	*	0	29.1	*	*	*	14.55	0	14.55
9 - 10	*	*	0	26.8	*	*	*	13.4	0	13.4
10 - 11	*	*	0	24.3	*	*	*	12.15	0	12.15
11 - 12	*	*	0	24.4	*	*	*	12.2	0	12.2
12 - 13	*	*	0	24.4	*	*	*	12.2	0	12.2
13 - 14	*	*	0	26.4	*	*	*	13.2	0	13.2
14 - 15	*	*	0	23.8	*	*	*	11.9	0	11.9
15 - 16	*	*	0	26.7	*	*	*	13.35	0	13.35
16 - 17	*	*	0	25	*	*	*	12.5	0	12.5
17 - 18	*	*	0	23.8	*	*	*	11.9	0	11.9
18 - 19	*	*	28.8	24	*	*	*	26.4	0	26.4
19 - 20	*	*	30.7	24.7	*	*	*	27.7	0	27.7
20 - 21	*	*	27.8	23.8	*	*	*	25.8	0	25.8
21 - 22	*	*	29	28.3	*	*	*	28.65	0	28.65
22 - 23	*	*	30	25	*	*	*	27.5	0	27.5
23 - 24	*	*	23.3	30	*	*	*	26.65	0	26.65

Facing North Monthly EightyFifthSpeeds
Kings Street (School) North

from Wed-Oct-30-2019-06-00-PM to Thu-Nov-14-2019-04-59-PM

	Nov 2019									
	Monday	Tuesday	Wednesday	Thursday	Friday	Saturday	Sunday	Week	Weekend	Week Day 85%
Hour								Day Avg	Avg	Avg Speed
0 - 1	25	25	28.3	20	25	23.3	28.3	24.66	25.8	24.66
1 - 2	20	20	15	9.5	25	23.3	30	17.9	26.65	17.9
2 - 3	25	12.5	30	9.4	0	20	0	15.38	10	15.38
3 - 4	35	0	0	0	35	30	0	14	15	14
4 - 5	10	0	0	20	25	0	0	11	0	11
5 - 6	20	0	25	0	0	0	20	9	10	9
6 - 7	21.7	25	25	30	18.8	0	30	24.1	15	24.1
7 - 8	27.7	27.8	28	28.4	28.6	28.3	32.5	28.1	30.4	28.1
8 - 9	26.7	25.6	24.7	26.2	26.6	26.9	24.3	25.96	25.6	25.96
9 - 10	23.4	22.7	23.1	23.5	23.8	25	28.2	23.3	26.6	23.3
10 - 11	26.7	24	23.5	23.9	25.4	23.8	23.2	24.7	23.5	24.7
11 - 12	25	23.3	23.1	24.6	23.6	22.4	22.7	23.92	22.55	23.92
12 - 13	24.6	24.5	23.4	24	24.3	23.3	23.9	24.16	23.6	24.16
13 - 14	25.8	22.9	23.8	24.2	24	24.5	25	24.14	24.75	24.14
14 - 15	26.8	23.5	24	22.4	23.9	25.5	26.5	24.12	26	24.12
15 - 16	23.9	22.8	22.3	21.4	23.3	25.5	24.4	22.74	24.95	22.74
16 - 17	24	21.7	23.2	20	24.3	24.2	24.2	22.64	24.2	22.64
17 - 18	24.4	23.2	23.4	23.9	24.3	25	23.6	23.84	24.3	23.84
18 - 19	23.4	22.7	20	22.5	24	23.3	22.9	22.52	23.1	22.52
19 - 20	24.3	22.4	23.1	24.8	24.5	24.4	25	23.82	24.7	23.82
20 - 21	24.7	24.1	22.9	25.7	23.1	23.6	28.8	24.1	26.2	24.1
21 - 22	24.2	24.6	27	23.6	27	27.5	27.5	25.28	27.5	25.28
22 - 23	28.3	25	25	25	27.5	24	27.5	26.16	25.75	26.16
23 - 24	25	19.3	27.5	25	25	27.5	30	24.36	28.75	24.36

Starting Hour	Count	Average Speed of all Traffic	Violator Counts	Average Speed of Violators
00:00:00	0	N/A	N/A	N/A
01:00:00	0	N/A	N/A	N/A
02:00:00	0	N/A	N/A	N/A
03:00:00	0	N/A	N/A	N/A
04:00:00	0	N/A	N/A	N/A
05:00:00	0	N/A	N/A	N/A
06:00:00	0	N/A	N/A	N/A
07:00:00	0	N/A	N/A	N/A
08:00:00	0	N/A	N/A	N/A
09:00:00	0	N/A	N/A	N/A
10:00:00	0	N/A	N/A	N/A
11:00:00	0	N/A	N/A	N/A
12:00:00	0	N/A	N/A	N/A
13:00:00	0	N/A	N/A	N/A
14:00:00	0	N/A	N/A	N/A
15:00:00	0	N/A	N/A	N/A
16:00:00	0	N/A	N/A	N/A
17:00:00	0	N/A	N/A	N/A
18:00:00	27	11.5	2	35.0
19:00:00	42	14.4	7	32.5
20:00:00	32	13.0	0	NaN
21:00:00	14	17.9	1	32.5
22:00:00	8	18.4	1	32.5
23:00:00	6	19.2	0	NaN
00:00:00	5	22.5	1	32.5
01:00:00	0	N/A	N/A	N/A
02:00:00	0	N/A	N/A	N/A
03:00:00	1	7.5	0	NaN
04:00:00	0	N/A	N/A	N/A
05:00:00	1	32.5	1	32.5
06:00:00	0	N/A	N/A	N/A
07:00:00	21	17.7	1	32.5
08:00:00	48	14.7	4	32.5
09:00:00	62	10.4	0	NaN
10:00:00	44	12.2	1	32.5
11:00:00	42	13.1	1	32.5
12:00:00	50	12.1	2	32.5
13:00:00	46	13.2	1	32.5
14:00:00	52	10.5	0	NaN
15:00:00	51	12.1	1	32.5
16:00:00	43	12.7	0	NaN
17:00:00	61	10.0	0	NaN
18:00:00	44	11.8	0	NaN
19:00:00	48	12.1	0	NaN
20:00:00	24	11.5	0	NaN
21:00:00	9	20.6	1	37.5
22:00:00	11	18.0	0	NaN
23:00:00	7	18.6	1	32.5
00:00:00	1	22.5	0	NaN
01:00:00	1	22.5	0	NaN
02:00:00	0	N/A	N/A	N/A

Starting Hour	Count	Average Speed of all Traffic	Violator Counts	Average Speed of Violators
03:00:00	0	N/A	N/A	N/A
04:00:00	0	N/A	N/A	N/A
05:00:00	0	N/A	N/A	N/A
06:00:00	1	17.5	0	NaN
07:00:00	22	16.8	1	32.5
08:00:00	34	16.3	3	32.5
09:00:00	59	11.1	1	32.5
10:00:00	62	10.5	1	32.5
11:00:00	44	11.3	0	NaN
12:00:00	39	13.1	0	NaN
13:00:00	61	9.5	0	NaN
14:00:00	60	8.3	0	NaN
15:00:00	57	11.6	2	32.5
16:00:00	79	8.6	0	NaN
17:00:00	50	11.8	0	NaN
18:00:00	37	12.7	0	NaN
19:00:00	28	17.9	1	32.5
20:00:00	33	11.0	0	NaN
21:00:00	14	18.2	0	NaN
22:00:00	10	17.0	1	32.5
23:00:00	4	21.3	0	NaN
00:00:00	4	20.0	0	NaN
01:00:00	2	20.0	0	NaN
02:00:00	0	N/A	N/A	N/A
03:00:00	1	27.5	0	NaN
04:00:00	0	N/A	N/A	N/A
05:00:00	0	N/A	N/A	N/A
06:00:00	0	N/A	N/A	N/A
07:00:00	4	21.3	0	NaN
08:00:00	16	18.0	0	NaN
09:00:00	31	12.8	0	NaN
10:00:00	13	18.5	0	NaN
11:00:00	28	12.9	0	NaN
12:00:00	29	13.4	0	NaN
13:00:00	27	17.6	1	32.5
14:00:00	28	13.8	0	NaN
15:00:00	22	15.6	0	NaN
16:00:00	29	11.1	0	NaN
17:00:00	21	14.2	0	NaN
18:00:00	24	15.5	0	NaN
19:00:00	24	16.5	0	NaN
20:00:00	8	16.3	1	32.5
21:00:00	11	16.8	1	32.5
22:00:00	4	20.0	0	NaN
23:00:00	6	22.5	1	32.5
00:00:00	6	25.0	1	32.5
01:00:00	3	25.8	0	NaN
02:00:00	0	N/A	N/A	N/A
03:00:00	0	N/A	N/A	N/A
04:00:00	0	N/A	N/A	N/A
05:00:00	0	N/A	N/A	N/A

Starting Hour	Count	Average Speed of all Traffic	Violator Counts	Average Speed of Violators
06:00:00	1	22.5	0	NaN
07:00:00	4	21.3	1	32.5
08:00:00	11	14.5	0	NaN
09:00:00	29	13.8	2	32.5
10:00:00	21	15.2	1	32.5
11:00:00	29	10.3	0	NaN
12:00:00	51	11.0	1	32.5
13:00:00	52	12.4	1	32.5
14:00:00	43	14.2	2	35.0
15:00:00	50	11.3	1	32.5
16:00:00	31	13.5	0	NaN
17:00:00	26	13.7	0	NaN
18:00:00	28	13.7	0	NaN
19:00:00	18	11.9	0	NaN
20:00:00	8	16.6	0	NaN
21:00:00	8	21.9	0	NaN
22:00:00	7	21.8	0	NaN
23:00:00	3	17.5	0	NaN
00:00:00	2	20.0	0	NaN
01:00:00	0	N/A	N/A	N/A
02:00:00	2	3.8	0	NaN
03:00:00	0	N/A	N/A	N/A
04:00:00	0	N/A	N/A	N/A
05:00:00	0	N/A	N/A	N/A
06:00:00	4	13.1	0	NaN
07:00:00	20	17.8	1	32.5
08:00:00	75	8.1	1	32.5
09:00:00	113	7.6	2	32.5
10:00:00	65	11.4	3	32.5
11:00:00	43	12.1	1	32.5
12:00:00	44	12.2	1	32.5
13:00:00	54	10.9	0	NaN
14:00:00	55	10.3	0	NaN
15:00:00	36	13.0	0	NaN
16:00:00	51	8.8	0	NaN
17:00:00	61	9.6	0	NaN
18:00:00	59	10.8	0	NaN
19:00:00	57	9.6	0	NaN
20:00:00	30	14.5	0	NaN
21:00:00	24	11.6	1	32.5
22:00:00	4	25.0	1	32.5
23:00:00	1	22.5	0	NaN
00:00:00	0	N/A	N/A	N/A
01:00:00	1	17.5	0	NaN
02:00:00	16	2.7	0	NaN
03:00:00	0	N/A	N/A	N/A
04:00:00	0	N/A	N/A	N/A
05:00:00	0	N/A	N/A	N/A
06:00:00	1	27.5	0	NaN
07:00:00	21	18.9	0	NaN
08:00:00	75	9.8	1	32.5

Starting Hour	Count	Average Speed of all Traffic	Violator Counts	Average Speed of Violators
09:00:00	197	4.2	1	32.5
10:00:00	40	9.7	0	NaN
11:00:00	71	8.7	0	NaN
12:00:00	46	12.2	2	32.5
13:00:00	46	12.7	1	32.5
14:00:00	64	8.9	0	NaN
15:00:00	104	5.9	0	NaN
16:00:00	75	6.5	0	NaN
17:00:00	71	7.6	0	NaN
18:00:00	62	9.2	0	NaN
19:00:00	103	7.1	0	NaN
20:00:00	34	13.6	0	NaN
21:00:00	21	12.4	0	NaN
22:00:00	8	21.9	0	NaN
23:00:00	6	21.7	0	NaN
00:00:00	7	21.8	1	32.5
01:00:00	1	12.5	0	NaN
02:00:00	2	22.5	0	NaN
03:00:00	0	N/A	N/A	N/A
04:00:00	0	N/A	N/A	N/A
05:00:00	1	22.5	0	NaN
06:00:00	2	15.0	0	NaN
07:00:00	14	19.5	0	NaN
08:00:00	64	7.9	1	32.5
09:00:00	161	4.4	1	47.5
10:00:00	67	8.6	0	NaN
11:00:00	51	9.4	0	NaN
12:00:00	53	8.2	0	NaN
13:00:00	66	8.5	0	NaN
14:00:00	67	8.8	0	NaN
15:00:00	113	6.7	0	NaN
16:00:00	80	6.7	1	32.5
17:00:00	76	8.3	1	32.5
18:00:00	72	7.1	0	NaN
19:00:00	73	8.8	0	NaN
20:00:00	38	12.1	0	NaN
21:00:00	10	19.8	1	32.5
22:00:00	10	15.0	0	NaN
23:00:00	0	N/A	N/A	N/A
00:00:00	4	20.0	0	NaN
01:00:00	3	11.7	0	NaN
02:00:00	77	1.0	0	NaN
03:00:00	0	N/A	N/A	N/A
04:00:00	0	N/A	N/A	N/A
05:00:00	0	N/A	N/A	N/A
06:00:00	1	27.5	0	NaN
07:00:00	13	17.7	0	NaN
08:00:00	69	11.2	4	32.5
09:00:00	171	4.0	0	NaN
10:00:00	72	8.8	1	32.5
11:00:00	49	10.3	0	NaN

Starting Hour	Count	Average Speed of all Traffic	Violator Counts	Average Speed of Violators
12:00:00	44	12.6	0	NaN
13:00:00	35	14.8	0	NaN
14:00:00	52	8.4	0	NaN
15:00:00	129	5.4	0	NaN
16:00:00	59	7.5	0	NaN
17:00:00	64	8.6	0	NaN
18:00:00	79	7.8	0	NaN
19:00:00	59	9.8	0	NaN
20:00:00	47	13.0	0	NaN
21:00:00	21	11.4	0	NaN
22:00:00	15	15.2	0	NaN
23:00:00	8	20.6	0	NaN
00:00:00	1	17.5	0	NaN
01:00:00	1	17.5	0	NaN
02:00:00	0	N/A	N/A	N/A
03:00:00	1	32.5	1	32.5
04:00:00	1	22.5	0	NaN
05:00:00	0	N/A	N/A	N/A
06:00:00	4	11.9	0	NaN
07:00:00	20	16.1	0	NaN
08:00:00	62	10.6	2	32.5
09:00:00	173	4.0	0	NaN
10:00:00	44	12.1	2	32.5
11:00:00	48	9.9	0	NaN
12:00:00	51	10.8	0	NaN
13:00:00	49	11.0	0	NaN
14:00:00	49	9.9	0	NaN
15:00:00	104	5.3	0	NaN
16:00:00	65	8.1	0	NaN
17:00:00	58	9.7	0	NaN
18:00:00	45	10.7	0	NaN
19:00:00	37	11.5	0	NaN
20:00:00	22	13.3	0	NaN
21:00:00	21	17.4	1	32.5
22:00:00	15	19.2	1	32.5
23:00:00	1	27.5	0	NaN
00:00:00	2	20.0	0	NaN
01:00:00	3	20.8	0	NaN
02:00:00	1	17.5	0	NaN
03:00:00	1	17.5	0	NaN
04:00:00	0	N/A	N/A	N/A
05:00:00	0	N/A	N/A	N/A
06:00:00	0	N/A	N/A	N/A
07:00:00	5	15.5	0	NaN
08:00:00	15	16.3	0	NaN
09:00:00	32	16.0	2	35.0
10:00:00	42	10.4	0	NaN
11:00:00	57	8.6	0	NaN
12:00:00	65	7.2	0	NaN
13:00:00	46	11.1	0	NaN
14:00:00	38	12.8	0	NaN

Starting Hour	Count	Average Speed of all Traffic	Violator Counts	Average Speed of Violators
15:00:00	38	13.8	0	NaN
16:00:00	35	12.6	0	NaN
17:00:00	30	15.6	1	32.5
18:00:00	28	13.0	0	NaN
19:00:00	23	18.8	0	NaN
20:00:00	18	15.4	0	NaN
21:00:00	5	15.0	0	NaN
22:00:00	6	17.1	0	NaN
23:00:00	11	17.5	1	32.5
00:00:00	5	14.0	0	NaN
01:00:00	0	N/A	N/A	N/A
02:00:00	1	22.5	0	NaN
03:00:00	0	N/A	N/A	N/A
04:00:00	0	N/A	N/A	N/A
05:00:00	1	17.5	0	NaN
06:00:00	1	27.5	0	NaN
07:00:00	2	30.0	1	32.5
08:00:00	10	13.8	0	NaN
09:00:00	28	14.5	1	32.5
10:00:00	48	8.5	0	NaN
11:00:00	26	15.0	0	NaN
12:00:00	33	10.8	0	NaN
13:00:00	32	13.8	0	NaN
14:00:00	31	14.0	0	NaN
15:00:00	23	13.4	1	32.5
16:00:00	34	11.8	0	NaN
17:00:00	31	10.8	0	NaN
18:00:00	22	11.4	0	NaN
19:00:00	13	17.5	0	NaN
20:00:00	10	24.0	2	32.5
21:00:00	6	20.0	0	NaN
22:00:00	5	21.5	1	32.5
23:00:00	4	27.5	1	32.5
00:00:00	2	27.5	1	32.5
01:00:00	1	17.5	0	NaN
02:00:00	0	N/A	N/A	N/A
03:00:00	2	27.5	1	32.5
04:00:00	2	7.5	0	NaN
05:00:00	0	N/A	N/A	N/A
06:00:00	6	13.8	0	NaN
07:00:00	24	15.5	0	NaN
08:00:00	68	8.8	3	32.5
09:00:00	187	3.6	0	NaN
10:00:00	56	10.0	0	NaN
11:00:00	39	14.4	0	NaN
12:00:00	57	10.7	2	32.5
13:00:00	51	11.4	1	32.5
14:00:00	50	12.2	2	32.5
15:00:00	115	5.2	0	NaN
16:00:00	85	7.4	0	NaN
17:00:00	74	9.9	2	32.5

Starting Hour	Count	Average Speed of all Traffic	Violator Counts	Average Speed of Violators
18:00:00	84	7.5	1	32.5
19:00:00	94	8.5	0	NaN
20:00:00	29	13.6	0	NaN
21:00:00	34	11.1	0	NaN
22:00:00	9	23.6	1	32.5
23:00:00	3	17.5	0	NaN
00:00:00	2	20.0	0	NaN
01:00:00	1	27.5	0	NaN
02:00:00	0	N/A	N/A	N/A
03:00:00	0	N/A	N/A	N/A
04:00:00	0	N/A	N/A	N/A
05:00:00	0	N/A	N/A	N/A
06:00:00	3	19.2	0	NaN
07:00:00	17	18.8	0	NaN
08:00:00	73	9.3	1	32.5
09:00:00	164	4.8	1	32.5
10:00:00	64	9.8	1	32.5
11:00:00	76	8.0	0	NaN
12:00:00	43	10.3	0	NaN
13:00:00	131	4.5	1	32.5
14:00:00	95	5.6	0	NaN
15:00:00	94	6.6	0	NaN
16:00:00	85	5.6	0	NaN
17:00:00	75	10.1	2	32.5
18:00:00	87	7.0	0	NaN
19:00:00	107	5.5	0	NaN
20:00:00	38	12.8	1	32.5
21:00:00	17	14.4	0	NaN
22:00:00	8	18.1	0	NaN
23:00:00	4	16.3	0	NaN
00:00:00	5	21.5	0	NaN
01:00:00	1	17.5	0	NaN
02:00:00	0	N/A	N/A	N/A
03:00:00	0	N/A	N/A	N/A
04:00:00	0	N/A	N/A	N/A
05:00:00	0	N/A	N/A	N/A
06:00:00	2	15.0	0	NaN
07:00:00	21	13.6	0	NaN
08:00:00	61	9.9	1	32.5
09:00:00	162	4.5	0	NaN
10:00:00	57	9.8	0	NaN
11:00:00	57	10.5	0	NaN
12:00:00	45	12.4	1	32.5
13:00:00	51	11.6	0	NaN
14:00:00	56	10.2	0	NaN
15:00:00	96	6.3	0	NaN
16:00:00	81	6.4	0	NaN
17:00:00	86	6.5	1	32.5
18:00:00	76	6.6	0	NaN
19:00:00	50	9.0	1	32.5
20:00:00	51	9.7	0	NaN

Starting Hour	Count	Average Speed of all Traffic	Violator Counts	Average Speed of Violators
21:00:00	16	17.7	0	NaN
22:00:00	7	19.3	0	NaN
23:00:00	7	21.8	0	NaN

Facing North Histogram
Kings Street (School) North

from Wed-Oct-30-2019-06-00-PM to Thu-Nov-14-2019-04-59-PM

Date	Starting Hr:min	<5	5 to <10	10 to <15	15 to <20	20 to <25	25 to <30	30 to <35	35 to <40	40 to <45	45 to <50	50 to <55	55 to <60	60 to <65	65 to <70	70 to <75	75 to <80	80 to <85	85 to <90	90 to <95	95 to <100	100 to <105	105 to <110	110 to <115	115 to <120	120 to <125	125 to <130	130 to <135	135 to <140	140 to <145	145 to <150	150 to <155	155 to <160	160 to <165	165 to <170	170 to <175	175 to <180	180 to <185	185 to <190	190 to <195	195 to >200	Total Counts	85pct Speed	10MPH Pace	% in pace	# of Speeders	% Speeders
30/10/2019	00:00	*	*	*	*	*	*	*	*	*	*	*	*	*	*	*	*	*	*	*	*	*	*	*	*	*	*	*	*	*	*	*	*	*	*	*	*	*	*	*	*	*	*	*	*	*	*
30/10/2019	01:00	*	*	*	*	*	*	*	*	*	*	*	*	*	*	*	*	*	*	*	*	*	*	*	*	*	*	*	*	*	*	*	*	*	*	*	*	*	*	*	*	*	*	*	*	*	*
30/10/2019	02:00	*	*	*	*	*	*	*	*	*	*	*	*	*	*	*	*	*	*	*	*	*	*	*	*	*	*	*	*	*	*	*	*	*	*	*	*	*	*	*	*	*	*	*	*	*	*
30/10/2019	03:00	*	*	*	*	*	*	*	*	*	*	*	*	*	*	*	*	*	*	*	*	*	*	*	*	*	*	*	*	*	*	*	*	*	*	*	*	*	*	*	*	*	*	*	*	*	*
30/10/2019	04:00	*	*	*	*	*	*	*	*	*	*	*	*	*	*	*	*	*	*	*	*	*	*	*	*	*	*	*	*	*	*	*	*	*	*	*	*	*	*	*	*	*	*	*	*	*	*
30/10/2019	05:00	*	*	*	*	*	*	*	*	*	*	*	*	*	*	*	*	*	*	*	*	*	*	*	*	*	*	*	*	*	*	*	*	*	*	*	*	*	*	*	*	*	*	*	*	*	*
30/10/2019	06:00	*	*	*	*	*	*	*	*	*	*	*	*	*	*	*	*	*	*	*	*	*	*	*	*	*	*	*	*	*	*	*	*	*	*	*	*	*	*	*	*	*	*	*	*	*	*
30/10/2019	07:00	*	*	*	*	*	*	*	*	*	*	*	*	*	*	*	*	*	*	*	*	*	*	*	*	*	*	*	*	*	*	*	*	*	*	*	*	*	*	*	*	*	*	*	*	*	*
30/10/2019	08:00	*	*	*	*	*	*	*	*	*	*	*	*	*	*	*	*	*	*	*	*	*	*	*	*	*	*	*	*	*	*	*	*	*	*	*	*	*	*	*	*	*	*	*	*	*	*
30/10/2019	09:00	*	*	*	*	*	*	*	*	*	*	*	*	*	*	*	*	*	*	*	*	*	*	*	*	*	*	*	*	*	*	*	*	*	*	*	*	*	*	*	*	*	*	*	*	*	*
30/10/2019	10:00	*	*	*	*	*	*	*	*	*	*	*	*	*	*	*	*	*	*	*	*	*	*	*	*	*	*	*	*	*	*	*	*	*	*	*	*	*	*	*	*	*	*	*	*	*	*
30/10/2019	11:00	*	*	*	*	*	*	*	*	*	*	*	*	*	*	*	*	*	*	*	*	*	*	*	*	*	*	*	*	*	*	*	*	*	*	*	*	*	*	*	*	*	*	*	*	*	*
30/10/2019	12:00	*	*	*	*	*	*	*	*	*	*	*	*	*	*	*	*	*	*	*	*	*	*	*	*	*	*	*	*	*	*	*	*	*	*	*	*	*	*	*	*	*	*	*	*	*	*
30/10/2019	13:00	*	*	*	*	*	*	*	*	*	*	*	*	*	*	*	*	*	*	*	*	*	*	*	*	*	*	*	*	*	*	*	*	*	*	*	*	*	*	*	*	*	*	*	*	*	*
30/10/2019	14:00	*	*	*	*	*	*	*	*	*	*	*	*	*	*	*	*	*	*	*	*	*	*	*	*	*	*	*	*	*	*	*	*	*	*	*	*	*	*	*	*	*	*	*	*	*	*
30/10/2019	15:00	*	*	*	*	*	*	*	*	*	*	*	*	*	*	*	*	*	*	*	*	*	*	*	*	*	*	*	*	*	*	*	*	*	*	*	*	*	*	*	*	*	*	*	*	*	*
30/10/2019	16:00	*	*	*	*	*	*	*	*	*	*	*	*	*	*	*	*	*	*	*	*	*	*	*	*	*	*	*	*	*	*	*	*	*	*	*	*	*	*	*	*	*	*	*	*	*	*
30/10/2019	17:00	*	*	*	*	*	*	*	*	*	*	*	*	*	*	*	*	*	*	*	*	*	*	*	*	*	*	*	*	*	*	*	*	*	*	*	*	*	*	*	*	*	*	*	*	*	*
30/10/2019	18:00	0	4	2	3	8	12	1	1	0	0	0	0	0	0	0	0	0	0	0	0	0	0	0	0	0	0	0	0	0	0	0	0	0	0	0	0	0	0	0	31	28.8	20 to 30	74.2	2	6.5
30/10/2019	19:00	0	8	3	4	12	9	7	0	0	0	0	0	0	0	0	0	0	0	0	0	0	0	0	0	0	0	0	0	0	0	0	0	0	0	0	0	0	0	0	43	30.7	25 to 35	65.1	7	16.3
30/10/2019	20:00	0	3	2	6	8	9	0	0	0	0	0	0	0	0	0	0	0	0	0	0	0	0	0	0	0	0	0	0	0	0	0	0	0	0	0	0	0	0	0	28	27.8	20 to 30	82.1	*	*
30/10/2019	21:00	0	0	0	4	4	5	1	0	0	0	0	0	0	0	0	0	0	0	0	0	0	0	0	0	0	0	0	0	0	0	0	0	0	0	0	0	0	0	0	14	29	20 to 30	92.9	1	7.1
30/10/2019	22:00	0	0	3	2	1	1	1	0	0	0	0	0	0	0	0	0	0	0	0	0	0	0	0	0	0	0	0	0	0	0	0	0	0	0	0	0	0	0	0	8	30	15 to 25	75.0	1	12.5
30/10/2019	23:00	0	0	1	2	3	0	0	0	0	0	0	0	0	0	0	0	0	0	0	0	0	0	0	0	0	0	0	0	0	0	0	0	0	0	0	0	0	0	0	6	23.3	15 to 25	100.0	*	*
24 Hr Summary		0	15	11	21	36	36	10	1	0	0	0	0	0	0	0	0	0	0	0	0	0	0	0	0	0	0	0	0	0	0	0	0	0	0	0	0	0	0	0	130	28.8	20 to 30	71.5	11	8.5

Facing North Histogram
Kings Street (School) North

from Wed-Oct-30-2019-06-00-PM to Thu-Nov-14-2019-04-59-PM

Date	Starting Hr:min	<5	5 to <10	10 to <15	15 to <20	20 to <25	25 to <30	30 to <35	35 to <40	40 to <45	45 to <50	50 to <55	55 to <60	60 to <65	65 to <70	70 to <75	75 to <80	80 to <85	85 to <90	90 to <95	95 to <100	100 to <105	105 to <110	110 to <115	115 to <120	120 to <125	125 to <130	130 to <135	135 to <140	140 to <145	145 to <150	150 to <155	155 to <160	160 to <165	165 to <170	170 to <175	175 to <180	180 to <185	185 to <190	190 to <195	195 to >200	Total Counts	85pct Speed	10MPH Pace	% in pace	# of Speeders	% Speeders
31/10/2019	00:00	0	0	0	2	0	1	1	0	0	0	0	0	0	0	0	0	0	0	0	0	0	0	0	0	0	0	0	0	0	0	0	0	0	0	0	0	0	0	0	4	30	20 to 30	75.0	1	25.0
31/10/2019	01:00	0	0	0	0	0	0	0	0	0	0	0	0	0	0	0	0	0	0	0	0	0	0	0	0	0	0	0	0	0	0	0	0	0	0	0	0	0	0	0	0	0	*	*	*	*
31/10/2019	02:00	0	0	0	0	0	0	0	0	0	0	0	0	0	0	0	0	0	0	0	0	0	0	0	0	0	0	0	0	0	0	0	0	0	0	0	0	0	0	0	0	0	*	*	*	*
31/10/2019	03:00	0	1	0	0	0	0	0	0	0	0	0	0	0	0	0	0	0	0	0	0	0	0	0	0	0	0	0	0	0	0	0	0	0	0	0	0	0	0	0	1	10	5 to 15	100.0	*	*
31/10/2019	04:00	0	0	0	0	0	0	0	0	0	0	0	0	0	0	0	0	0	0	0	0	0	0	0	0	0	0	0	0	0	0	0	0	0	0	0	0	0	0	0	0	0	*	*	*	*
31/10/2019	05:00	0	0	0	0	0	0	1	0	0	0	0	0	0	0	0	0	0	0	0	0	0	0	0	0	0	0	0	0	0	0	0	0	0	0	0	0	0	0	0	1	35	25 to 35	100.0	1	100.0
31/10/2019	06:00	0	0	0	0	0	0	0	0	0	0	0	0	0	0	0	0	0	0	0	0	0	0	0	0	0	0	0	0	0	0	0	0	0	0	0	0	0	0	0	0	0	*	*	*	*
31/10/2019	07:00	0	0	1	7	10	8	1	0	0	0	0	0	0	0	0	0	0	0	0	0	0	0	0	0	0	0	0	0	0	0	0	0	0	0	0	0	0	0	0	27	28.1	20 to 30	92.6	1	3.7
31/10/2019	08:00	0	2	0	7	20	16	4	0	0	0	0	0	0	0	0	0	0	0	0	0	0	0	0	0	0	0	0	0	0	0	0	0	0	0	0	0	0	0	0	49	29.1	20 to 30	87.8	4	8.2
31/10/2019	09:00	0	2	1	16	25	11	1	0	0	0	0	0	0	0	0	0	0	0	0	0	0	0	0	0	0	0	0	0	0	0	0	0	0	0	0	0	0	0	0	56	26.8	20 to 30	92.9	1	1.8
31/10/2019	10:00	0	2	5	20	14	5	0	0	0	0	0	0	0	0	0	0	0	0	0	0	0	0	0	0	*	*	0	0	0	0	0	0	0	0	0	0	0	0	0	46	24.3	15 to 25	84.8	*	*
31/10/2019	11:00	0	1	4	14	17	3	1	0	0	0	0	0	0	0	0	0	0	0	0	0	0	0	0	0	0	0	0	0	0	0	0	0	0	0	0	0	0	0	0	40	24.4	15 to 25	87.5	1	2.5
31/10/2019	12:00	0	4	8	18	17	4	2	0	0	0	0	0	0	0	0	0	0	0	0	0	0	0	0	0	0	0	0	0	0	0	0	0	0	0	0	0	0	0	0	53	24.4	15 to 25	81.1	2	3.8
31/10/2019	13:00	0	1	3	14	16	7	1	0	0	0	0	0	0	0	0	0	0	0	0	0	0	0	0	0	0	0	0	0	0	0	0	0	0	0	0	0	0	0	0	42	26.4	20 to 30	88.1	1	2.4
31/10/2019	14:00	0	8	8	28	13	6	0	0	0	0	0	0	0	0	0	0	0	0	0	0	0	0	0	0	0	0	0	0	0	0	0	0	0	0	0	0	0	0	0	63	23.8	15 to 25	77.8	*	*
31/10/2019	15:00	0	1	4	16	16	9	1	0	0	0	0	0	0	0	0	0	0	0	0	0	0	0	0	0	0	0	0	0	0	0	0	0	0	0	0	0	0	0	0	47	26.7	20 to 30	87.2	1	2.1
31/10/2019	16:00	0	1	1	13	22	7	0	0	0	0	0	0	0	0	0	0	0	0	0	0	0	0	0	0	0	0	0	0	0	0	0	0	0	0	0	0	0	0	0	44	25	20 to 30	95.5	*	*
31/10/2019	17:00	0	0	9	26	17	5	0	0	0	0	0	0	0	0	0	0	0	0	0	0	0	0	0	0	0	0	0	0	0	0	0	0	0	0	0	0	0	0	0	57	23.8	15 to 25	91.2	*	*
31/10/2019	18:00	0	2	7	15	15	3	0	0	0	0	0	0	0	0	0	0	0	0	0	0	0	0	0	0	0	0	0	0	0	0	0	0	0	0	0	0	0	0	0	42	24	15 to 25	88.1	*	*
31/10/2019	19:00	0	0	7	17	17	6	0	0	0	0	0	0	0	0	0	0	0	0	0	0	0	0	0	0	*	0	0	0	0	0	0	0	0	0	0	0	0	0	0	47	24.7	15 to 25	87.2	*	*
31/10/2019	20:00	0	1	1	8	13	1	0	0	0	0	0	0	0	0	0	0	0	0	0	0	0	0	0	0	0	0	0	0	0	0	0	0	0	0	0	0	0	0	0	24	23.8	15 to 25	91.7	*	*
31/10/2019	21:00	0	0	2	3	2	3	0	1	0	0	0	0	0	0	0	0	0	0	0	0	0	0	0	0	0	0	0	0	0	0	0	0	0	0	0	0	0	0	0	11	28.3	20 to 30	72.7	1	9.1
31/10/2019	22:00	0	0	0	2	6	1	0	0	0	0	0	0	0	0	0	0	0	0	0	0	0	0	0	0	0	0	0	0	0	0	0	0	0	0	0	0	0	0	0	9	25	20 to 30	100.0	*	*
31/10/2019	23:00	0	0	0	4	0	1	1	0	0	0	0	0	0	0	0	0	0	0	0	0	0	0	0	0	0	0	0	0	0	0	0	0	0	0	0	0	0	0	0	6	30	20 to 30	83.3	1	16.7
24 Hr Summary		0	26	61	230	240	97	14	1	0	0	0	0	0	0	0	0	0	0	0	0	0	0	0	0	0	0	0	0	0	0	0	0	0	0	0	0	0	0	0	669	25.6	20 to 30	84.8	15	2.2

Facing North Histogram
Kings Street (School) North

from Wed-Oct-30-2019-06-00-PM to Thu-Nov-14-2019-04-59-PM

Date	Starting Hr:min	<5	5 to <10	10 to <15	15 to <20	20 to <25	25 to <30	30 to <35	35 to <40	40 to <45	45 to <50	50 to <55	55 to <60	60 to <65	65 to <70	70 to <75	75 to <80	80 to <85	85 to <90	90 to <95	95 to <100	100 to <105	105 to <110	110 to <115	115 to <120	120 to <125	125 to <130	130 to <135	135 to <140	140 to <145	145 to <150	150 to <155	155 to <160	160 to <165	165 to <170	170 to <175	175 to <180	180 to <185	185 to <190	190 to <195	195 to >200	Total Counts	85pct Speed	10MPH Pace	% in pace	# of Speeders	% Speeders
01/11/2019	00:00	0	0	0	0	1	0	0	0	0	0	0	0	0	0	0	0	0	0	0	0	0	0	0	0	0	0	0	0	0	0	0	0	0	0	0	0	0	0	0	0	1	25	15 to 25	100.0	*	*
01/11/2019	01:00	0	0	0	0	1	0	0	0	0	0	0	0	0	0	0	0	0	0	0	0	0	0	0	0	0	0	0	0	0	0	0	0	0	0	0	0	0	0	0	0	1	25	15 to 25	100.0	*	*
01/11/2019	02:00	0	0	0	0	0	0	0	0	0	0	0	0	0	0	0	0	0	0	0	0	0	0	0	0	0	0	0	0	0	0	0	0	0	0	0	0	0	0	0	0	0	0	*	*	*	*
01/11/2019	03:00	0	0	0	0	0	0	0	0	0	0	0	0	0	0	0	0	0	0	0	0	0	0	0	0	0	0	0	0	0	0	0	0	0	0	0	0	0	0	0	0	0	0	*	*	*	*
01/11/2019	04:00	0	0	0	0	0	0	0	0	0	0	0	0	0	0	0	0	0	0	0	0	0	0	0	0	0	0	0	0	0	0	0	0	0	0	0	0	0	0	0	0	0	0	*	*	*	*
01/11/2019	05:00	0	0	0	0	0	0	0	0	0	0	0	0	0	0	0	0	0	0	0	0	0	0	0	0	0	0	0	0	0	0	0	0	0	0	0	0	0	0	0	0	0	0	*	*	*	*
01/11/2019	06:00	0	0	0	1	0	0	0	0	0	0	0	0	0	0	0	0	0	0	0	0	0	0	0	0	0	0	0	0	0	0	0	0	0	0	0	0	0	0	0	0	1	20	10 to 20	100.0	*	*
01/11/2019	07:00	0	0	1	3	12	7	2	0	0	0	0	0	0	0	0	0	0	0	0	0	0	0	0	0	0	0	0	0	0	0	0	0	0	0	0	0	0	0	0	0	25	28.6	20 to 30	88.0	2	8.0
01/11/2019	08:00	0	1	1	6	13	9	2	0	0	0	0	0	0	0	0	0	0	0	0	0	0	0	0	0	0	0	0	0	0	0	0	0	0	0	0	0	0	0	0	0	32	28.3	20 to 30	87.5	2	6.3
01/11/2019	09:00	0	0	1	20	35	10	1	0	0	0	0	0	0	0	0	0	0	0	0	0	0	0	0	0	0	0	0	0	0	0	0	0	0	0	0	0	0	0	0	0	67	25.5	20 to 30	97.0	1	1.5
01/11/2019	10:00	0	2	9	23	14	8	1	0	0	0	0	0	0	0	0	0	0	0	0	0	0	0	0	0	0	0	0	0	0	0	0	0	0	0	0	0	0	0	0	0	57	25	15 to 25	80.7	1	1.8
01/11/2019	11:00	0	2	7	13	13	6	0	0	0	0	0	0	0	0	0	0	0	0	0	0	0	0	0	0	0	0	0	0	0	0	0	0	0	0	0	0	0	0	0	0	41	25	15 to 25	80.5	*	*
01/11/2019	12:00	0	3	7	15	16	5	0	0	0	0	0	0	0	0	0	0	0	0	0	0	0	0	0	0	0	0	0	0	0	0	0	0	0	0	0	0	0	0	0	0	46	24.4	15 to 25	82.6	*	*
01/11/2019	13:00	0	1	10	24	20	5	0	0	0	0	0	0	0	0	0	0	0	0	0	0	0	0	0	0	0	0	0	0	0	0	0	0	0	0	0	0	0	0	0	0	60	24	15 to 25	90.0	*	*
01/11/2019	14:00	0	2	11	16	22	5	0	0	0	0	0	0	0	0	0	0	0	0	0	0	0	0	0	0	0	0	0	0	0	0	0	0	0	0	0	0	0	0	0	0	56	24.3	15 to 25	87.5	*	*
01/11/2019	15:00	0	2	5	22	25	7	2	0	0	0	0	0	0	0	0	0	0	0	0	0	0	0	0	0	0	0	0	0	0	0	0	0	0	0	0	0	0	0	0	0	63	25	20 to 30	85.7	2	3.2
01/11/2019	16:00	0	0	10	17	35	9	0	0	0	0	0	0	0	0	0	0	0	0	0	0	0	0	0	0	0	0	0	0	0	0	0	0	0	0	0	0	0	0	0	0	71	24.7	15 to 25	87.3	*	*
01/11/2019	17:00	0	2	6	17	22	9	0	0	0	0	0	0	0	0	0	0	0	0	0	0	0	0	0	0	0	0	0	0	0	0	0	0	0	0	0	0	0	0	0	0	56	25.6	20 to 30	85.7	*	*
01/11/2019	18:00	0	2	3	15	11	3	0	0	0	0	0	0	0	0	0	0	0	0	0	0	0	0	0	0	0	0	0	0	0	0	0	0	0	0	0	0	0	0	0	0	34	24.1	15 to 25	85.3	*	*
01/11/2019	19:00	0	1	2	13	6	4	1	0	0	0	0	0	0	0	0	0	0	0	0	0	0	0	0	0	0	0	0	0	0	0	0	0	0	0	0	0	0	0	0	0	27	26.2	20 to 30	85.2	1	3.7
01/11/2019	20:00	0	3	4	14	9	1	0	0	0	0	0	0	0	0	0	0	0	0	0	0	0	0	0	0	0	0	0	0	0	0	0	0	0	0	0	0	0	0	0	0	31	22.8	15 to 25	87.1	*	*
01/11/2019	21:00	0	0	1	3	6	3	1	0	0	0	0	0	0	0	0	0	0	0	0	0	0	0	0	0	0	0	0	0	0	0	0	0	0	0	0	0	0	0	0	0	14	28.3	20 to 30	85.7	1	7.1
01/11/2019	22:00	0	1	0	2	5	1	0	0	0	0	0	0	0	0	0	0	0	0	0	0	0	0	0	0	0	0	0	0	0	0	0	0	0	0	0	0	0	0	0	0	9	25	20 to 30	88.9	*	*
01/11/2019	23:00	0	0	0	1	3	0	0	0	0	0	0	0	0	0	0	0	0	0	0	0	0	0	0	0	0	0	0	0	0	0	0	0	0	0	0	0	0	0	0	0	4	23.3	15 to 25	100.0	*	*
24 Hr Summary		0	22	78	225	269	92	10	0	0	0	0	0	0	0	0	0	0	0	0	0	0	0	0	0	0	0	0	0	0	0	0	0	0	0	0	0	0	0	0	0	696	25	20 to 30	84.2	10	1.4

Facing North Histogram
Kings Street (School) North

from Wed-Oct-30-2019-06-00-PM to Thu-Nov-14-2019-04-59-PM

Date	Starting Hr:min	<5	5 to <10	10 to <15	15 to <20	20 to <25	25 to <30	30 to <35	35 to <40	40 to <45	45 to <50	50 to <55	55 to <60	60 to <65	65 to <70	70 to <75	75 to <80	80 to <85	85 to <90	90 to <95	95 to <100	100 to <105	105 to <110	110 to <115	115 to <120	120 to <125	125 to <130	130 to <135	135 to <140	140 to <145	145 to <150	150 to <155	155 to <160	160 to <165	165 to <170	170 to <175	175 to <180	180 to <185	185 to <190	190 to <195	195 to >200	Total Counts	85pct Speed	10MPH Pace	% in pace	# of Speeders	% Speeders
02/11/2019	00:00	0	0	0	2	2	0	0	0	0	0	0	0	0	0	0	0	0	0	0	0	0	0	0	0	0	0	0	0	0	0	0	0	0	0	0	0	0	0	0	0	4	22.5	15 to 25	100.0	*	*
02/11/2019	01:00	0	0	0	1	1	0	0	0	0	0	0	0	0	0	0	0	0	0	0	0	0	0	0	0	0	0	0	0	0	0	0	0	0	0	0	0	0	0	0	0	2	25	15 to 25	100.0	*	*
02/11/2019	02:00	0	0	0	0	0	0	0	0	0	0	0	0	0	0	0	0	0	0	0	0	0	0	0	0	0	0	0	0	0	0	0	0	0	0	0	0	0	0	0	0	0	0	*	*	*	*
02/11/2019	03:00	0	0	0	0	0	1	0	0	0	0	0	0	0	0	0	0	0	0	0	0	0	0	0	0	0	0	0	0	0	0	0	0	0	0	0	0	0	0	0	0	1	30	20 to 30	100.0	*	*
02/11/2019	04:00	0	0	0	0	0	0	0	0	0	0	0	0	0	0	0	0	0	0	0	0	0	0	0	0	0	0	0	0	0	0	0	0	0	0	0	0	0	0	0	0	0	0	*	*	*	*
02/11/2019	05:00	0	0	0	0	0	0	0	0	0	0	0	0	0	0	0	0	0	0	0	0	0	0	0	0	0	0	0	0	0	0	0	0	0	0	0	0	0	0	0	0	0	0	*	*	*	*
02/11/2019	06:00	0	0	0	0	0	0	0	0	0	0	0	0	0	0	0	0	0	0	0	0	0	0	0	0	0	0	0	0	0	0	0	0	0	0	0	0	0	0	0	0	0	0	*	*	*	*
02/11/2019	07:00	0	1	0	0	2	2	0	0	0	0	0	0	0	0	0	0	0	0	0	0	0	0	0	0	0	0	0	0	0	0	0	0	0	0	0	0	0	0	0	0	5	27.5	20 to 30	80.0	*	*
02/11/2019	08:00	0	0	2	3	5	5	0	0	0	0	0	0	0	0	0	0	0	0	0	0	0	0	0	0	0	0	0	0	0	0	0	0	0	0	0	0	0	0	0	0	15	28	20 to 30	86.7	*	*
02/11/2019	09:00	0	0	1	16	12	4	0	0	0	0	0	0	0	0	0	0	0	0	0	0	0	0	0	0	0	0	0	0	0	0	0	0	0	0	0	0	0	0	0	0	33	24.6	20 to 30	97.0	*	*
02/11/2019	10:00	0	0	1	6	6	1	0	0	0	0	0	0	0	0	0	0	0	0	0	0	0	0	0	0	0	0	0	0	0	0	0	0	0	0	0	0	0	0	0	0	14	24.2	15 to 25	92.9	*	*
02/11/2019	11:00	0	0	4	9	10	2	0	0	0	0	0	0	0	0	0	0	0	0	0	0	0	0	0	0	0	0	0	0	0	0	0	0	0	0	0	0	0	0	0	0	25	24	15 to 25	92.0	*	*
02/11/2019	12:00	0	1	7	9	15	2	0	0	0	0	0	0	0	0	0	0	0	0	0	0	0	0	0	0	0	0	0	0	0	0	0	0	0	0	0	0	0	0	0	0	34	24	15 to 25	91.2	*	*
02/11/2019	13:00	0	0	1	6	10	4	1	0	0	0	0	0	0	0	0	0	0	0	0	0	0	0	0	0	0	0	0	0	0	0	0	0	0	0	0	0	0	0	0	0	22	27.5	20 to 30	90.9	1	4.5
02/11/2019	14:00	0	1	1	10	11	5	0	0	0	0	0	0	0	0	0	0	0	0	0	0	0	0	0	0	0	0	0	0	0	0	0	0	0	0	0	0	0	0	0	0	28	26	20 to 30	92.9	*	*
02/11/2019	15:00	0	1	2	11	8	3	0	0	0	0	0	0	0	0	0	0	0	0	0	0	0	0	0	0	0	0	0	0	0	0	0	0	0	0	0	0	0	0	0	0	25	24.4	20 to 30	88.0	*	*
02/11/2019	16:00	0	1	5	12	7	2	0	0	0	0	0	0	0	0	0	0	0	0	0	0	0	0	0	0	0	0	0	0	0	0	0	0	0	0	0	0	0	0	0	0	27	23.6	15 to 25	88.9	*	*
02/11/2019	17:00	0	0	1	9	10	2	0	0	0	0	0	0	0	0	0	0	0	0	0	0	0	0	0	0	0	0	0	0	0	0	0	0	0	0	0	0	0	0	0	0	22	24.5	20 to 30	95.5	*	*
02/11/2019	18:00	0	1	3	9	10	1	0	0	0	0	0	0	0	0	0	0	0	0	0	0	0	0	0	0	0	0	0	0	0	0	0	0	0	0	0	0	0	0	0	0	24	23.5	15 to 25	91.7	*	*
02/11/2019	19:00	0	0	4	9	8	2	0	0	0	0	0	0	0	0	0	0	0	0	0	0	0	0	0	0	0	0	0	0	0	0	0	0	0	0	0	0	0	0	0	0	23	24.4	15 to 25	91.3	*	*
02/11/2019	20:00	0	0	0	4	2	0	1	0	0	0	0	0	0	0	0	0	0	0	0	0	0	0	0	0	0	0	0	0	0	0	0	0	0	0	0	0	0	0	0	0	7	25	15 to 25	85.7	1	14.3
02/11/2019	21:00	0	0	0	4	5	1	1	0	0	0	0	0	0	0	0	0	0	0	0	0	0	0	0	0	0	0	0	0	0	0	0	0	0	0	0	0	0	0	0	0	11	25	20 to 30	90.9	1	9.1
02/11/2019	22:00	0	0	0	2	2	0	0	0	0	0	0	0	0	0	0	0	0	0	0	0	0	0	0	0	0	0	0	0	0	0	0	0	0	0	0	0	0	0	0	0	4	22.5	15 to 25	100.0	*	*
02/11/2019	23:00	0	0	1	1	2	1	1	0	0	0	0	0	0	0	0	0	0	0	0	0	0	0	0	0	0	0	0	0	0	0	0	0	0	0	0	0	0	0	0	0	6	30	15 to 25	66.7	1	16.7
24 Hr Summary		0	6	33	123	128	38	4	0	0	0	0	0	0	0	0	0	0	0	0	0	0	0	0	0	0	0	0	0	0	0	0	0	0	0	0	0	0	0	0	0	332	24.7	20 to 30	87.0	4	1.2

Facing North Histogram
Kings Street (School) North

from Wed-Oct-30-2019-06-00-PM to Thu-Nov-14-2019-04-59-PM

Date	Starting Hr:min	<5	5 to <10	10 to <15	15 to <20	20 to <25	25 to <30	30 to <35	35 to <40	40 to <45	45 to <50	50 to <55	55 to <60	60 to <65	65 to <70	70 to <75	75 to <80	80 to <85	85 to <90	90 to <95	95 to <100	100 to <105	105 to <110	110 to <115	115 to <120	120 to <125	125 to <130	130 to <135	135 to <140	140 to <145	145 to <150	150 to <155	155 to <160	160 to <165	165 to <170	170 to <175	175 to <180	180 to <185	185 to <190	190 to <195	195 to >200	Total Counts	85pct Speed	10MPH Pace	% in pace	# of Speeders	% Speeders
03/11/2019	00:00	0	0	0	1	2	3	1	0	0	0	0	0	0	0	0	0	0	0	0	0	0	0	0	0	0	0	0	0	0	0	0	0	0	0	0	0	0	0	0	0	7	30	20 to 30	85.7	1	14.3
03/11/2019	01:00	0	0	0	0	1	1	0	0	0	0	0	0	0	0	0	0	0	0	0	0	0	0	0	0	0	0	0	0	0	0	0	0	0	0	0	0	0	0	0	0	2	30	20 to 30	100.0	*	*
03/11/2019	02:00	0	0	0	0	0	0	0	0	0	0	0	0	0	0	0	0	0	0	0	0	0	0	0	0	0	0	0	0	0	0	0	0	0	0	0	0	0	0	0	0	0	0	*	*	*	*
03/11/2019	03:00	0	0	0	0	0	0	0	0	0	0	0	0	0	0	0	0	0	0	0	0	0	0	0	0	0	0	0	0	0	0	0	0	0	0	0	0	0	0	0	0	0	0	*	*	*	*
03/11/2019	04:00	0	0	0	0	0	0	0	0	0	0	0	0	0	0	0	0	0	0	0	0	0	0	0	0	0	0	0	0	0	0	0	0	0	0	0	0	0	0	0	0	0	0	*	*	*	*
03/11/2019	05:00	0	0	0	0	0	0	0	0	0	0	0	0	0	0	0	0	0	0	0	0	0	0	0	0	0	0	0	0	0	0	0	0	0	0	0	0	0	0	0	0	0	0	*	*	*	*
03/11/2019	06:00	0	0	0	0	1	0	0	0	0	0	0	0	0	0	0	0	0	0	0	0	0	0	0	0	0	0	0	0	0	0	0	0	0	0	0	0	0	0	0	0	1	25	15 to 25	100.0	*	*
03/11/2019	07:00	0	1	0	1	0	1	1	0	0	0	0	0	0	0	0	0	0	0	0	0	0	0	0	0	0	0	0	0	0	0	0	0	0	0	0	0	0	0	0	0	4	30	10 to 20	50.0	1	25.0
03/11/2019	08:00	0	0	1	4	10	1	0	0	0	0	0	0	0	0	0	0	0	0	0	0	0	0	0	0	0	0	0	0	0	0	0	0	0	0	0	0	0	0	0	0	16	24.5	15 to 25	93.8	*	*
03/11/2019	09:00	0	0	0	1	12	10	2	0	0	0	0	0	0	0	0	0	0	0	0	0	0	0	0	0	0	0	0	0	0	0	0	0	0	0	0	0	0	0	0	0	25	29	25 to 35	96.0	2	8.0
03/11/2019	10:00	0	6	1	6	4	2	1	0	0	0	0	0	0	0	0	0	0	0	0	0	0	0	0	0	0	0	0	0	0	0	0	0	0	0	0	0	0	0	0	0	20	25	10 to 20	65.0	1	5.0
03/11/2019	11:00	0	4	11	11	9	5	0	0	0	0	0	0	0	0	0	0	0	0	0	0	0	0	0	0	0	0	0	0	0	0	0	0	0	0	0	0	0	0	0	0	35	22.2	15 to 25	88.6	*	*
03/11/2019	12:00	0	5	8	22	9	6	1	0	0	0	0	0	0	0	0	0	0	0	0	0	0	0	0	0	0	0	0	0	0	0	0	0	0	0	0	0	0	0	0	0	51	24.4	15 to 25	76.5	1	2.0
03/11/2019	13:00	0	4	3	20	13	7	1	0	0	0	0	0	0	0	0	0	0	0	0	0	0	0	0	0	0	0	0	0	0	0	0	0	0	0	0	0	0	0	0	0	48	25.7	20 to 30	83.3	1	2.1
03/11/2019	14:00	0	1	7	9	16	9	1	1	0	0	0	0	0	0	0	0	0	0	0	0	0	0	0	0	0	0	0	0	0	0	0	0	0	0	0	0	0	0	0	0	44	27.2	20 to 30	77.3	2	4.5
03/11/2019	15:00	0	0	7	17	26	4	1	0	0	0	0	0	0	0	0	0	0	0	0	0	0	0	0	0	0	0	0	0	0	0	0	0	0	0	0	0	0	0	0	0	55	24.4	15 to 25	90.9	1	1.8
03/11/2019	16:00	0	1	3	12	6	3	0	0	0	0	0	0	0	0	0	0	0	0	0	0	0	0	0	0	0	0	0	0	0	0	0	0	0	0	0	0	0	0	0	0	25	24.2	15 to 25	84.0	*	*
03/11/2019	17:00	0	1	9	9	3	4	0	0	0	0	0	0	0	0	0	0	0	0	0	0	0	0	0	0	0	0	0	0	0	0	0	0	0	0	0	0	0	0	0	0	26	25	15 to 25	80.8	*	*
03/11/2019	18:00	0	0	7	12	12	1	0	0	0	0	0	0	0	0	0	0	0	0	0	0	0	0	0	0	0	0	0	0	0	0	0	0	0	0	0	0	0	0	0	0	32	23.3	15 to 25	96.9	*	*
03/11/2019	19:00	0	2	0	4	5	1	0	0	0	0	0	0	0	0	0	0	0	0	0	0	0	0	0	0	0	0	0	0	0	0	0	0	0	0	0	0	0	0	0	0	12	24	20 to 30	83.3	*	*
03/11/2019	20:00	0	1	1	1	4	1	0	0	0	0	0	0	0	0	0	0	0	0	0	0	0	0	0	0	0	0	0	0	0	0	0	0	0	0	0	0	0	0	0	0	8	25	15 to 25	75.0	*	*
03/11/2019	21:00	0	0	0	4	2	3	0	0	0	0	0	0	0	0	0	0	0	0	0	0	0	0	0	0	0	0	0	0	0	0	0	0	0	0	0	0	0	0	0	0	9	28.3	20 to 30	100.0	*	*
03/11/2019	22:00	0	0	0	3	1	2	0	0	0	0	0	0	0	0	0	0	0	0	0	0	0	0	0	0	0	0	0	0	0	0	0	0	0	0	0	0	0	0	0	0	6	27.5	20 to 30	100.0	*	*
03/11/2019	23:00	0	0	0	3	0	0	0	0	0	0	0	0	0	0	0	0	0	0	0	0	0	0	0	0	0	0	0	0	0	0	0	0	0	0	0	0	0	0	0	0	3	20	10 to 20	100.0	*	*
24 Hr Summary		0	26	58	140	136	59	9	1	0	0	0	0	0	0	0	0	0	0	0	0	0	0	0	0	0	0	0	0	0	0	0	0	0	0	0	0	0	0	0	0	429	25.4	20 to 30	78.1	10	2.3

Facing North Histogram
Kings Street (School) North

from Wed-Oct-30-2019-06-00-PM to Thu-Nov-14-2019-04-59-PM

Date	Starting Hr:min	<5	5 to <10	10 to <15	15 to <20	20 to <25	25 to <30	30 to <35	35 to <40	40 to <45	45 to <50	50 to <55	55 to <60	60 to <65	65 to <70	70 to <75	75 to <80	80 to <85	85 to <90	90 to <95	95 to <100	100 to <105	105 to <110	110 to <115	115 to <120	120 to <125	125 to <130	130 to <135	135 to <140	140 to <145	145 to <150	150 to <155	155 to <160	160 to <165	165 to <170	170 to <175	175 to <180	180 to <185	185 to <190	190 to <195	195 to >200	Total Counts	85pct Speed	10MPH Pace	% in pace	# of Speeders	% Speeders
04/11/2019	00:00	0	0	0	1	1	0	0	0	0	0	0	0	0	0	0	0	0	0	0	0	0	0	0	0	0	0	0	0	0	0	0	0	0	0	0	0	0	0	0	2	25	15 to 25	100.0	*	*
04/11/2019	01:00	0	0	0	0	0	0	0	0	0	0	0	0	0	0	0	0	0	0	0	0	0	0	0	0	0	0	0	0	0	0	0	0	0	0	0	0	0	0	0	0	0	*	*	*	*
04/11/2019	02:00	0	2	0	0	0	0	0	0	0	0	0	0	0	0	0	0	0	0	0	0	0	0	0	0	0	0	0	0	0	0	0	0	0	0	0	0	0	0	0	2	10	5 to 15	100.0	*	*
04/11/2019	03:00	0	0	0	0	0	0	0	0	0	0	0	0	0	0	0	0	0	0	0	0	0	0	0	0	0	0	0	0	0	0	0	0	0	0	0	0	0	0	0	0	0	*	*	*	*
04/11/2019	04:00	0	0	0	0	0	0	0	0	0	0	0	0	0	0	0	0	0	0	0	0	0	0	0	0	0	0	0	0	0	0	0	0	0	0	0	0	0	0	0	0	0	*	*	*	*
04/11/2019	05:00	0	0	0	1	0	0	0	0	0	0	0	0	0	0	0	0	0	0	0	0	0	0	0	0	0	0	0	0	0	0	0	0	0	0	0	0	0	0	0	1	20	10 to 20	100.0	*	*
04/11/2019	06:00	0	0	0	5	0	0	0	0	0	0	0	0	0	0	0	0	0	0	0	0	0	0	0	0	0	0	0	0	0	0	0	0	0	0	0	0	0	0	0	5	19	10 to 20	100.0	*	*
04/11/2019	07:00	0	0	1	3	10	5	1	0	0	0	0	0	0	0	0	0	0	0	0	0	0	0	0	0	0	0	0	0	0	0	0	0	0	0	0	0	0	0	0	20	28	20 to 30	90.0	1	5.0
04/11/2019	08:00	0	0	0	21	37	20	2	0	0	0	0	0	0	0	0	0	0	0	0	0	0	0	0	0	0	0	0	0	0	0	0	0	0	0	0	0	0	0	0	80	27.5	20 to 30	97.5	2	2.5
04/11/2019	09:00	0	0	11	47	41	14	1	0	0	0	0	0	0	0	0	0	0	0	0	0	0	0	0	0	0	0	0	0	0	0	0	0	0	0	0	0	0	0	0	114	24.8	20 to 30	89.5	1	0.9
04/11/2019	10:00	0	0	6	16	23	12	3	0	0	0	0	0	0	0	0	0	0	0	0	0	0	0	0	0	0	0	0	0	0	0	0	0	0	0	0	0	0	0	0	60	27.5	20 to 30	85.0	3	5.0
04/11/2019	11:00	0	1	2	10	22	6	1	0	0	0	0	0	0	0	0	0	0	0	0	0	0	0	0	0	0	0	0	0	0	0	0	0	0	0	0	0	0	0	0	42	25.8	20 to 30	90.5	1	2.4
04/11/2019	12:00	0	1	8	12	19	4	1	0	0	0	0	0	0	0	0	0	0	0	0	0	0	0	0	0	0	0	0	0	0	0	0	0	0	0	0	0	0	0	0	45	24.5	15 to 25	86.7	1	2.2
04/11/2019	13:00	0	3	8	19	16	10	0	0	0	0	0	0	0	0	0	0	0	0	0	0	0	0	0	0	0	0	0	0	0	0	0	0	0	0	0	0	0	0	0	56	26	20 to 30	80.4	*	*
04/11/2019	14:00	0	4	3	23	16	7	0	0	0	0	0	0	0	0	0	0	0	0	0	0	0	0	0	0	0	0	0	0	0	0	0	0	0	0	0	0	0	0	0	53	24.7	20 to 30	86.8	*	*
04/11/2019	15:00	0	2	1	14	18	5	0	0	0	0	0	0	0	0	0	0	0	0	0	0	0	0	0	0	0	0	0	0	0	0	0	0	0	0	0	0	0	0	0	40	24.7	20 to 30	92.5	*	*
04/11/2019	16:00	0	0	8	15	20	4	0	0	0	0	0	0	0	0	0	0	0	0	0	0	0	0	0	0	0	0	0	0	0	0	0	0	0	0	0	0	0	0	0	47	24.2	15 to 25	91.5	*	*
04/11/2019	17:00	0	0	3	26	30	7	0	0	0	0	0	0	0	0	0	0	0	0	0	0	0	0	0	0	0	0	0	0	0	0	0	0	0	0	0	0	0	0	0	66	24.5	20 to 30	95.5	*	*
04/11/2019	18:00	0	0	6	23	22	4	0	0	0	0	0	0	0	0	0	0	0	0	0	0	0	0	0	0	0	0	0	0	0	0	0	0	0	0	0	0	0	0	0	55	24.1	15 to 25	92.7	*	*
04/11/2019	19:00	0	0	14	23	15	4	0	0	0	0	0	0	0	0	0	0	0	0	0	0	0	0	0	0	0	0	0	0	0	0	0	0	0	0	0	0	0	0	0	56	23.7	15 to 25	92.9	*	*
04/11/2019	20:00	0	0	0	7	18	3	0	0	0	0	0	0	0	0	0	0	0	0	0	0	0	0	0	0	0	0	0	0	0	0	0	0	0	0	0	0	0	0	0	28	24.7	20 to 30	100.0	*	*
04/11/2019	21:00	0	0	1	13	6	2	2	0	0	0	0	0	0	0	0	0	0	0	0	0	0	0	0	0	0	0	0	0	0	0	0	0	0	0	0	0	0	0	0	24	25	20 to 30	87.5	2	8.3
04/11/2019	22:00	0	0	0	1	1	1	0	0	0	0	0	0	0	0	0	0	0	0	0	0	0	0	0	0	0	0	0	0	0	0	0	0	0	0	0	0	0	0	0	3	30	20 to 30	100.0	*	*
04/11/2019	23:00	0	0	0	0	1	0	0	0	0	0	0	0	0	0	0	0	0	0	0	0	0	0	0	0	0	0	0	0	0	0	0	0	0	0	0	0	0	0	0	1	25	15 to 25	100.0	*	*
24 Hr Summary		0	13	72	280	316	108	11	0	0	0	0	0	0	0	0	0	0	0	0	0	0	0	0	0	0	0	0	0	0	0	0	0	0	0	0	0	0	0	0	800	25	20 to 30	88.0	11	1.4

Facing North Histogram
Kings Street (School) North

from Wed-Oct-30-2019-06-00-PM to Thu-Nov-14-2019-04-59-PM

Date	Starting Hr:min	<5	5 to <10	10 to <15	15 to <20	20 to <25	25 to <30	30 to <35	35 to <40	40 to <45	45 to <50	50 to <55	55 to <60	60 to <65	65 to <70	70 to <75	75 to <80	80 to <85	85 to <90	90 to <95	95 to <100	100 to <105	105 to <110	110 to <115	115 to <120	120 to <125	125 to <130	130 to <135	135 to <140	140 to <145	145 to <150	150 to <155	155 to <160	160 to <165	165 to <170	170 to <175	175 to <180	180 to <185	185 to <190	190 to <195	195 to >200	Total Counts	85pct Speed	10MPH Pace	% in pace	# of Speeders	% Speeders
05/11/2019	00:00	0	0	0	0	0	0	0	0	0	0	0	0	0	0	0	0	0	0	0	0	0	0	0	0	0	0	0	0	0	0	0	0	0	0	0	0	0	0	0	0	0	*	*	*	*
05/11/2019	01:00	0	2	0	1	0	0	0	0	0	0	0	0	0	0	0	0	0	0	0	0	0	0	0	0	0	0	0	0	0	0	0	0	0	0	0	0	0	0	0	3	20	10 to 20	100.0	*	*
05/11/2019	02:00	0	10	4	0	0	0	0	0	0	0	0	0	0	0	0	0	0	0	0	0	0	0	0	0	0	0	0	0	0	0	0	0	0	0	0	0	0	0	0	14	12.5	5 to 15	100.0	*	*
05/11/2019	03:00	0	0	0	0	0	0	0	0	0	0	0	0	0	0	0	0	0	0	0	0	0	0	0	0	0	0	0	0	0	0	0	0	0	0	0	0	0	0	0	0	0	*	*	*	*
05/11/2019	04:00	0	0	0	0	0	0	0	0	0	0	0	0	0	0	0	0	0	0	0	0	0	0	0	0	0	0	0	0	0	0	0	0	0	0	0	0	0	0	0	0	0	*	*	*	*
05/11/2019	05:00	0	0	0	0	0	0	0	0	0	0	0	0	0	0	0	0	0	0	0	0	0	0	0	0	0	0	0	0	0	0	0	0	0	0	0	0	0	0	0	0	0	*	*	*	*
05/11/2019	06:00	0	0	0	0	0	1	0	0	0	0	0	0	0	0	0	0	0	0	0	0	0	0	0	0	0	0	0	0	0	0	0	0	0	0	0	0	0	0	0	1	30	20 to 30	100.0	*	*
05/11/2019	07:00	0	0	4	6	7	9	0	0	0	0	0	0	0	0	0	0	0	0	0	0	0	0	0	0	0	0	0	0	0	0	0	0	0	0	0	0	0	0	0	26	27.8	20 to 30	84.6	*	*
05/11/2019	08:00	0	1	7	24	32	17	1	0	0	0	0	0	0	0	0	0	0	0	0	0	0	0	0	0	0	0	0	0	0	0	0	0	0	0	0	0	0	0	0	82	26.8	20 to 30	89.0	1	1.2
05/11/2019	09:00	0	17	50	84	32	6	1	0	0	0	0	0	0	0	0	0	0	0	0	0	0	0	0	0	0	0	0	0	0	0	0	0	0	0	0	0	0	0	0	190	21.7	15 to 25	87.4	1	0.5
05/11/2019	10:00	0	10	12	11	5	1	0	0	0	0	0	0	0	0	0	0	0	0	0	0	0	0	0	0	*	0	0	0	0	0	0	0	0	0	0	0	0	0	0	39	20	10 to 20	84.6	*	*
05/11/2019	11:00	0	14	17	16	16	4	0	0	0	0	0	0	0	0	0	0	0	0	0	0	0	0	0	0	0	0	0	0	0	0	0	0	0	0	0	0	0	0	0	67	23.1	15 to 25	73.1	*	*
05/11/2019	12:00	0	1	1	21	19	5	2	0	0	0	0	0	0	0	0	0	0	0	0	0	0	0	0	0	0	0	0	0	0	0	0	0	0	0	0	0	0	0	0	49	25	20 to 30	91.8	2	4.1
05/11/2019	13:00	0	0	1	9	30	9	1	0	0	0	0	0	0	0	0	0	0	0	0	0	0	0	0	0	0	0	0	0	0	0	0	0	0	0	0	0	0	0	0	50	26.1	20 to 30	96.0	1	2.0
05/11/2019	14:00	0	5	10	20	22	6	0	0	0	0	0	0	0	0	0	0	0	0	0	0	0	0	0	0	0	0	0	0	0	0	0	0	0	0	0	0	0	0	0	63	24.3	15 to 25	82.5	*	*
05/11/2019	15:00	0	9	17	48	30	6	0	0	0	0	0	0	0	0	0	0	0	0	0	0	0	0	0	0	0	0	0	0	0	0	0	0	0	0	0	0	0	0	0	110	23.3	15 to 25	86.4	*	*
05/11/2019	16:00	0	2	21	28	21	0	0	0	0	0	0	0	0	0	0	0	0	0	0	0	0	0	0	0	0	0	0	0	0	0	0	0	0	0	0	0	0	0	0	72	22.4	15 to 25	97.2	*	*
05/11/2019	17:00	0	5	16	36	15	4	0	0	0	0	0	0	0	0	0	0	0	0	0	0	0	0	0	0	0	0	0	0	0	0	0	0	0	0	0	0	0	0	0	76	22.7	15 to 25	88.2	*	*
05/11/2019	18:00	0	1	12	24	17	4	0	0	0	0	0	0	0	0	0	0	0	0	0	0	0	0	0	0	0	0	0	0	0	0	0	0	0	0	0	0	0	0	0	58	23.5	15 to 25	91.4	*	*
05/11/2019	19:00	0	10	26	38	18	5	0	0	0	0	0	0	0	0	0	0	0	0	0	0	0	0	0	0	*	0	0	0	0	0	0	0	0	0	0	0	0	0	0	97	22.2	15 to 25	84.5	*	*
05/11/2019	20:00	0	1	4	18	7	7	0	0	0	0	0	0	0	0	0	0	0	0	0	0	0	0	0	0	0	0	0	0	0	0	0	0	0	0	0	0	0	0	0	37	25.7	20 to 30	86.5	*	*
05/11/2019	21:00	0	0	0	4	9	2	0	0	0	0	0	0	0	0	0	0	0	0	0	0	0	0	0	0	0	0	0	0	0	0	0	0	0	0	0	0	0	0	0	15	25	20 to 30	100.0	*	*
05/11/2019	22:00	0	0	0	3	5	2	0	0	0	0	0	0	0	0	0	0	0	0	0	0	0	0	0	0	0	0	0	0	0	0	0	0	0	0	0	0	0	0	0	10	25	20 to 30	100.0	*	*
05/11/2019	23:00	0	0	1	3	0	1	0	0	0	0	0	0	0	0	0	0	0	0	0	0	0	0	0	0	0	0	0	0	0	0	0	0	0	0	0	0	0	0	0	5	20	10 to 20	80.0	*	*
24 Hr Summary		0	88	203	394	285	89	5	0	0	0	0	0	0	0	0	0	0	0	0	0	0	0	0	0	0	0	0	0	0	0	0	0	0	0	0	0	0	0	0	1064	23.8	15 to 25	82.9	5	0.5

Facing North Histogram
Kings Street (School) North

from Wed-Oct-30-2019-06-00-PM to Thu-Nov-14-2019-04-59-PM

Date	Starting Hr:min	<5	5 to <10	10 to <15	15 to <20	20 to <25	25 to <30	30 to <35	35 to <40	40 to <45	45 to <50	50 to <55	55 to <60	60 to <65	65 to <70	70 to <75	75 to <80	80 to <85	85 to <90	90 to <95	95 to <100	100 to <105	105 to <110	110 to <115	115 to <120	120 to <125	125 to <130	130 to <135	135 to <140	140 to <145	145 to <150	150 to <155	155 to <160	160 to <165	165 to <170	170 to <175	175 to <180	180 to <185	185 to <190	190 to <195	195 to >200	Total Counts	85pct Speed	10MPH Pace	% in pace	# of Speeders	% Speeders
06/11/2019	00:00	0	0	0	1	2	1	1	0	0	0	0	0	0	0	0	0	0	0	0	0	0	0	0	0	0	0	0	0	0	0	0	0	0	0	0	0	0	0	0	0	5	30	20 to 30	80.0	1	20.0
06/11/2019	01:00	0	0	1	0	0	1	0	0	0	0	0	0	0	0	0	0	0	0	0	0	0	0	0	0	0	0	0	0	0	0	0	0	0	0	0	0	0	0	0	0	1	15	5 to 15	100.0	*	*
06/11/2019	02:00	0	0	0	1	0	1	0	0	0	0	0	0	0	0	0	0	0	0	0	0	0	0	0	0	0	0	0	0	0	0	0	0	0	0	0	0	0	0	0	0	2	30	20 to 30	100.0	*	*
06/11/2019	03:00	0	0	0	0	0	0	0	0	0	0	0	0	0	0	0	0	0	0	0	0	0	0	0	0	0	0	0	0	0	0	0	0	0	0	0	0	0	0	0	0	0	0	*	*	*	*
06/11/2019	04:00	0	0	0	0	0	0	0	0	0	0	0	0	0	0	0	0	0	0	0	0	0	0	0	0	0	0	0	0	0	0	0	0	0	0	0	0	0	0	0	0	0	0	*	*	*	*
06/11/2019	05:00	0	0	0	0	1	0	0	0	0	0	0	0	0	0	0	0	0	0	0	0	0	0	0	0	0	0	0	0	0	0	0	0	0	0	0	0	0	0	0	0	1	25	15 to 25	100.0	*	*
06/11/2019	06:00	0	0	1	1	0	1	0	0	0	0	0	0	0	0	0	0	0	0	0	0	0	0	0	0	0	0	0	0	0	0	0	0	0	0	0	0	0	0	0	0	3	30	10 to 20	66.7	*	*
06/11/2019	07:00	0	0	3	5	1	6	0	0	0	0	0	0	0	0	0	0	0	0	0	0	0	0	0	0	0	0	0	0	0	0	0	0	0	0	0	0	0	0	0	0	15	28.3	20 to 30	80.0	*	*
06/11/2019	08:00	0	3	1	32	27	9	1	0	0	0	0	0	0	0	0	0	0	0	0	0	0	0	0	0	0	0	0	0	0	0	0	0	0	0	0	0	0	0	0	0	73	24.8	20 to 30	93.2	1	1.4
06/11/2019	09:00	0	3	26	83	37	4	0	0	0	1	0	0	0	0	0	0	0	0	0	0	0	0	0	0	0	0	0	0	0	0	0	0	0	0	0	0	0	0	0	0	154	22.6	15 to 25	94.8	1	0.6
06/11/2019	10:00	0	1	9	34	23	2	0	0	0	0	0	0	0	0	0	0	0	0	0	0	0	0	0	0	0	0	0	0	0	0	0	0	0	0	0	0	0	0	0	0	69	23.3	15 to 25	95.7	*	*
06/11/2019	11:00	0	5	19	14	8	1	0	0	0	0	0	0	0	0	0	0	0	0	0	0	0	0	0	0	0	0	0	0	0	0	0	0	0	0	0	0	0	0	0	0	47	21.2	15 to 25	87.2	*	*
06/11/2019	12:00	0	9	11	22	16	2	0	0	0	0	0	0	0	0	0	0	0	0	0	0	0	0	0	0	0	0	0	0	0	0	0	0	0	0	0	0	0	0	0	0	60	22.8	15 to 25	81.7	*	*
06/11/2019	13:00	0	4	4	35	15	4	0	0	0	0	0	0	0	0	0	0	0	0	0	0	0	0	0	0	0	0	0	0	0	0	0	0	0	0	0	0	0	0	0	0	62	23.3	15 to 25	87.1	*	*
06/11/2019	14:00	0	5	15	24	23	6	0	0	0	0	0	0	0	0	0	0	0	0	0	0	0	0	0	0	0	0	0	0	0	0	0	0	0	0	0	0	0	0	0	0	73	23.9	15 to 25	84.9	*	*
06/11/2019	15:00	0	3	26	62	22	5	0	0	0	0	0	0	0	0	0	0	0	0	0	0	0	0	0	0	0	0	0	0	0	0	0	0	0	0	0	0	0	0	0	0	118	22	15 to 25	93.2	*	*
06/11/2019	16:00	0	2	23	29	10	3	1	0	0	0	0	0	0	0	0	0	0	0	0	0	0	0	0	0	0	0	0	0	0	0	0	0	0	0	0	0	0	0	0	0	68	22	15 to 25	91.2	1	1.5
06/11/2019	17:00	0	2	13	36	17	4	1	0	0	0	0	0	0	0	0	0	0	0	0	0	0	0	0	0	0	0	0	0	0	0	0	0	0	0	0	0	0	0	0	0	73	23.2	15 to 25	90.4	1	1.4
06/11/2019	18:00	0	3	19	43	11	2	0	0	0	0	0	0	0	0	0	0	0	0	0	0	0	0	0	0	0	0	0	0	0	0	0	0	0	0	0	0	0	0	0	0	78	20.5	15 to 25	93.6	*	*
06/11/2019	19:00	0	2	11	38	16	4	0	0	0	0	0	0	0	0	0	0	0	0	0	0	0	0	0	0	0	0	0	0	0	0	0	0	0	0	0	0	0	0	0	0	71	22.8	15 to 25	91.5	*	*
06/11/2019	20:00	0	3	9	14	4	3	0	0	0	0	0	0	0	0	0	0	0	0	0	0	0	0	0	0	0	0	0	0	0	0	0	0	0	0	0	0	0	0	0	0	33	22.5	15 to 25	81.8	*	*
06/11/2019	21:00	0	1	0	2	6	2	1	0	0	0	0	0	0	0	0	0	0	0	0	0	0	0	0	0	0	0	0	0	0	0	0	0	0	0	0	0	0	0	0	0	12	27.5	20 to 30	83.3	1	8.3
06/11/2019	22:00	0	1	0	3	4	0	0	0	0	0	0	0	0	0	0	0	0	0	0	0	0	0	0	0	0	0	0	0	0	0	0	0	0	0	0	0	0	0	0	0	8	23.8	15 to 25	87.5	*	*
06/11/2019	23:00	0	0	0	1	0	0	0	0	0	0	0	0	0	0	0	0	0	0	0	0	0	0	0	0	0	0	0	0	0	0	0	0	0	0	0	0	0	0	0	0	1	20	10 to 20	100.0	*	*
24 Hr Summary		0	47	191	480	243	60	5	0	0	1	0	0	0	0	0	0	0	0	0	0	0	0	0	0	0	0	0	0	0	0	0	0	0	0	0	0	0	0	0	0	1027	23.2	15 to 25	89.0	6	0.6

Facing North Histogram
Kings Street (School) North

from Wed-Oct-30-2019-06-00-PM to Thu-Nov-14-2019-04-59-PM

Date	Starting Hr:min	<5	5 to <10	10 to <15	15 to <20	20 to <25	25 to <30	30 to <35	35 to <40	40 to <45	45 to <50	50 to <55	55 to <60	60 to <65	65 to <70	70 to <75	75 to <80	80 to <85	85 to <90	90 to <95	95 to <100	100 to <105	105 to <110	110 to <115	115 to <120	120 to <125	125 to <130	130 to <135	135 to <140	140 to <145	145 to <150	150 to <155	155 to <160	160 to <165	165 to <170	170 to <175	175 to <180	180 to <185	185 to <190	190 to <195	195 to >200	Total Counts	85pct Speed	10MPH Pace	% in pace	# of Speeders	% Speeders
07/11/2019	00:00	0	0	0	1	2	0	0	0	0	0	0	0	0	0	0	0	0	0	0	0	0	0	0	0	0	0	0	0	0	0	0	0	0	0	0	0	0	0	0	3	25	15 to 25	100.0	*	*
07/11/2019	01:00	0	3	0	0	0	1	0	0	0	0	0	0	0	0	0	0	0	0	0	0	0	0	0	0	0	0	0	0	0	0	0	0	0	0	0	0	0	0	0	4	10	5 to 15	75.0	*	*
07/11/2019	02:00	0	74	1	0	1	0	0	0	0	0	0	0	0	0	0	0	0	0	0	0	0	0	0	0	0	0	0	0	0	0	0	0	0	0	0	0	0	0	0	76	9.4	5 to 15	98.7	*	*
07/11/2019	03:00	0	0	0	0	0	0	0	0	0	0	0	0	0	0	0	0	0	0	0	0	0	0	0	0	0	0	0	0	0	0	0	0	0	0	0	0	0	0	0	0	0	*	*	*	*
07/11/2019	04:00	0	0	0	0	0	0	0	0	0	0	0	0	0	0	0	0	0	0	0	0	0	0	0	0	0	0	0	0	0	0	0	0	0	0	0	0	0	0	0	0	0	*	*	*	*
07/11/2019	05:00	0	0	0	0	0	0	0	0	0	0	0	0	0	0	0	0	0	0	0	0	0	0	0	0	0	0	0	0	0	0	0	0	0	0	0	0	0	0	0	0	0	*	*	*	*
07/11/2019	06:00	0	0	0	0	0	1	0	0	0	0	0	0	0	0	0	0	0	0	0	0	0	0	0	0	0	0	0	0	0	0	0	0	0	0	0	0	0	0	0	1	30	20 to 30	100.0	*	*
07/11/2019	07:00	0	0	0	6	5	6	0	0	0	0	0	0	0	0	0	0	0	0	0	0	0	0	0	0	0	0	0	0	0	0	0	0	0	0	0	0	0	0	0	17	27.5	20 to 30	100.0	*	*
07/11/2019	08:00	0	1	4	28	30	9	4	0	0	0	0	0	0	0	0	0	0	0	0	0	0	0	0	0	0	0	0	0	0	0	0	0	0	0	0	0	0	0	0	76	26.1	20 to 30	88.2	4	5.3
07/11/2019	09:00	0	3	13	79	62	8	0	0	0	0	0	0	0	0	0	0	0	0	0	0	0	0	0	0	0	0	0	0	0	0	0	0	0	0	0	0	0	0	0	165	23.6	15 to 25	93.3	*	*
07/11/2019	10:00	0	6	11	26	23	6	1	0	0	0	0	0	0	0	0	0	0	0	0	0	0	0	0	0	0	0	0	0	0	0	0	0	0	0	0	0	0	0	0	73	24.1	15 to 25	82.2	1	1.4
07/11/2019	11:00	0	3	3	22	14	5	0	0	0	0	0	0	0	0	0	0	0	0	0	0	0	0	0	0	0	0	0	0	0	0	0	0	0	0	0	0	0	0	0	47	24.3	20 to 30	87.2	*	*
07/11/2019	12:00	0	2	7	16	13	4	0	0	0	0	0	0	0	0	0	0	0	0	0	0	0	0	0	0	0	0	0	0	0	0	0	0	0	0	0	0	0	0	0	42	24.2	15 to 25	85.7	*	*
07/11/2019	13:00	0	2	6	15	11	8	0	0	0	0	0	0	0	0	0	0	0	0	0	0	0	0	0	0	0	0	0	0	0	0	0	0	0	0	0	0	0	0	0	42	26.2	20 to 30	81.0	*	*
07/11/2019	14:00	0	2	14	22	11	0	0	0	0	0	0	0	0	0	0	0	0	0	0	0	0	0	0	0	0	0	0	0	0	0	0	0	0	0	0	0	0	0	0	49	21.8	15 to 25	95.9	*	*
07/11/2019	15:00	0	17	39	54	17	5	0	0	0	0	0	0	0	0	0	0	0	0	0	0	0	0	0	0	0	0	0	0	0	0	0	0	0	0	0	0	0	0	0	132	20.6	10 to 20	83.3	*	*
07/11/2019	16:00	0	9	10	26	8	2	0	0	0	0	0	0	0	0	0	0	0	0	0	0	0	0	0	0	0	0	0	0	0	0	0	0	0	0	0	0	0	0	0	55	21.2	10 to 20	81.8	*	*
07/11/2019	17:00	0	3	9	26	22	5	0	0	0	0	0	0	0	0	0	0	0	0	0	0	0	0	0	0	0	0	0	0	0	0	0	0	0	0	0	0	0	0	0	65	23.9	15 to 25	87.7	*	*
07/11/2019	18:00	0	3	20	36	18	3	0	0	0	0	0	0	0	0	0	0	0	0	0	0	0	0	0	0	0	0	0	0	0	0	0	0	0	0	0	0	0	0	0	80	22.5	15 to 25	92.5	*	*
07/11/2019	19:00	0	0	8	25	21	8	0	0	0	0	0	0	0	0	0	0	0	0	0	0	0	0	0	0	0	0	0	0	0	0	0	0	0	0	0	0	0	0	0	62	24.8	15 to 25	87.1	*	*
07/11/2019	20:00	0	1	4	10	15	7	0	0	0	0	0	0	0	0	0	0	0	0	0	0	0	0	0	0	0	0	0	0	0	0	0	0	0	0	0	0	0	0	0	37	25.7	20 to 30	86.5	*	*
07/11/2019	21:00	0	0	3	17	7	2	0	0	0	0	0	0	0	0	0	0	0	0	0	0	0	0	0	0	0	0	0	0	0	0	0	0	0	0	0	0	0	0	0	29	23.6	15 to 25	93.1	*	*
07/11/2019	22:00	0	0	0	3	4	1	0	0	0	0	0	0	0	0	0	0	0	0	0	0	0	0	0	0	0	0	0	0	0	0	0	0	0	0	0	0	0	0	0	8	25	20 to 30	100.0	*	*
07/11/2019	23:00	0	0	1	2	3	1	0	0	0	0	0	0	0	0	0	0	0	0	0	0	0	0	0	0	0	0	0	0	0	0	0	0	0	0	0	0	0	0	0	7	25	15 to 25	85.7	*	*
24 Hr Summary		0	129	153	414	287	82	5	0	0	0	0	0	0	0	0	0	0	0	0	0	0	0	0	0	0	0	0	0	0	0	0	0	0	0	0	0	0	0	0	1070	23.7	15 to 25	79.8	5	0.5

Facing North Histogram
Kings Street (School) North

from Wed-Oct-30-2019-06-00-PM to Thu-Nov-14-2019-04-59-PM

Date	Starting Hr:min	<5	5 to <10	10 to <15	15 to <20	20 to <25	25 to <30	30 to <35	35 to <40	40 to <45	45 to <50	50 to <55	55 to <60	60 to <65	65 to <70	70 to <75	75 to <80	80 to <85	85 to <90	90 to <95	95 to <100	100 to <105	105 to <110	110 to <115	115 to <120	120 to <125	125 to <130	130 to <135	135 to <140	140 to <145	145 to <150	150 to <155	155 to <160	160 to <165	165 to <170	170 to <175	175 to <180	180 to <185	185 to <190	190 to <195	195 to >200	Total Counts	85pct Speed	10MPH Pace	% in pace	# of Speeders	% Speeders
08/11/2019	00:00	0	0	0	1	0	0	0	0	0	0	0	0	0	0	0	0	0	0	0	0	0	0	0	0	0	0	0	0	0	0	0	0	0	0	0	0	0	0	0	1	20	10 to 20	100.0	*	*
08/11/2019	01:00	0	0	0	1	0	0	0	0	0	0	0	0	0	0	0	0	0	0	0	0	0	0	0	0	0	0	0	0	0	0	0	0	0	0	0	0	0	0	0	1	20	10 to 20	100.0	*	*
08/11/2019	02:00	0	0	0	0	0	0	0	0	0	0	0	0	0	0	0	0	0	0	0	0	0	0	0	0	0	0	0	0	0	0	0	0	0	0	0	0	0	0	0	0	0	*	*	*	*
08/11/2019	03:00	0	0	0	0	0	0	1	0	0	0	0	0	0	0	0	0	0	0	0	0	0	0	0	0	0	0	0	0	0	0	0	0	0	0	0	0	0	0	0	1	35	25 to 35	100.0	1	100.0
08/11/2019	04:00	0	0	0	1	0	0	0	0	0	0	0	0	0	0	0	0	0	0	0	0	0	0	0	0	0	0	0	0	0	0	0	0	0	0	0	0	0	0	0	1	25	15 to 25	100.0	*	*
08/11/2019	05:00	0	0	0	0	0	0	0	0	0	0	0	0	0	0	0	0	0	0	0	0	0	0	0	0	0	0	0	0	0	0	0	0	0	0	0	0	0	0	0	0	0	*	*	*	*
08/11/2019	06:00	0	0	1	3	0	0	0	0	0	0	0	0	0	0	0	0	0	0	0	0	0	0	0	0	0	0	0	0	0	0	0	0	0	0	0	0	0	0	0	4	18.3	10 to 20	100.0	*	*
08/11/2019	07:00	0	0	1	6	7	7	1	0	0	0	0	0	0	0	0	0	0	0	0	0	0	0	0	0	0	0	0	0	0	0	0	0	0	0	0	0	0	0	0	22	28.6	20 to 30	90.9	1	4.5
08/11/2019	08:00	0	1	9	19	35	10	1	0	0	0	0	0	0	0	0	0	0	0	0	0	0	0	0	0	0	0	0	0	0	0	0	0	0	0	0	0	0	0	0	75	25	20 to 30	85.3	1	1.3
08/11/2019	09:00	0	2	26	85	45	3	0	0	0	0	0	0	0	0	0	0	0	0	0	0	0	0	0	0	0	0	0	0	0	0	0	0	0	0	0	0	0	0	0	161	22.7	15 to 25	96.9	*	*
08/11/2019	10:00	0	0	5	16	17	5	2	0	0	0	0	0	0	0	0	0	0	0	0	0	0	0	0	0	0	0	0	0	0	0	0	0	0	0	0	0	0	0	0	45	25	15 to 25	84.4	2	4.4
08/11/2019	11:00	0	2	13	20	12	0	0	0	0	0	0	0	0	0	0	0	0	0	0	0	0	0	0	0	0	0	0	0	0	0	0	0	0	0	0	0	0	0	0	47	22.1	15 to 25	95.7	*	*
08/11/2019	12:00	0	2	8	18	19	5	0	0	0	0	0	0	0	0	0	0	0	0	0	0	0	0	0	0	0	0	0	0	0	0	0	0	0	0	0	0	0	0	0	52	24.2	15 to 25	86.5	*	*
08/11/2019	13:00	0	2	14	15	14	4	0	0	0	0	0	0	0	0	0	0	0	0	0	0	0	0	0	0	0	0	0	0	0	0	0	0	0	0	0	0	0	0	0	49	23.9	15 to 25	87.8	*	*
08/11/2019	14:00	0	0	3	20	25	1	0	0	0	0	0	0	0	0	0	0	0	0	0	0	0	0	0	0	0	0	0	0	0	0	0	0	0	0	0	0	0	0	0	49	23.8	15 to 25	98.0	*	*
08/11/2019	15:00	0	2	26	61	22	1	0	0	0	0	0	0	0	0	0	0	0	0	0	0	0	0	0	0	0	0	0	0	0	0	0	0	0	0	0	0	0	0	0	112	21.4	15 to 25	97.3	*	*
08/11/2019	16:00	0	1	13	28	9	4	0	0	0	0	0	0	0	0	0	0	0	0	0	0	0	0	0	0	0	0	0	0	0	0	0	0	0	0	0	0	0	0	0	55	22.8	15 to 25	90.9	*	*
08/11/2019	17:00	0	0	12	25	19	2	0	0	0	0	0	0	0	0	0	0	0	0	0	0	0	0	0	0	0	0	0	0	0	0	0	0	0	0	0	0	0	0	0	58	23.2	15 to 25	96.6	*	*
08/11/2019	18:00	0	2	9	17	15	4	0	0	0	0	0	0	0	0	0	0	0	0	0	0	0	0	0	0	0	0	0	0	0	0	0	0	0	0	0	0	0	0	0	47	24	15 to 25	87.2	*	*
08/11/2019	19:00	0	0	4	14	14	2	0	0	0	0	0	0	0	0	0	0	0	0	0	0	0	0	0	0	0	0	0	0	0	0	0	0	0	0	0	0	0	0	0	34	23.9	15 to 25	94.1	*	*
08/11/2019	20:00	0	0	2	11	7	1	0	0	0	0	0	0	0	0	0	0	0	0	0	0	0	0	0	0	0	0	0	0	0	0	0	0	0	0	0	0	0	0	0	21	23.6	15 to 25	95.2	*	*
08/11/2019	21:00	0	0	2	12	5	2	1	0	0	0	0	0	0	0	0	0	0	0	0	0	0	0	0	0	0	0	0	0	0	0	0	0	0	0	0	0	0	0	0	22	25	15 to 25	86.4	1	4.5
08/11/2019	22:00	0	0	0	6	4	3	1	0	0	0	0	0	0	0	0	0	0	0	0	0	0	0	0	0	0	0	0	0	0	0	0	0	0	0	0	0	0	0	0	14	28.3	20 to 30	92.9	1	7.1
08/11/2019	23:00	0	0	0	0	0	1	0	0	0	0	0	0	0	0	0	0	0	0	0	0	0	0	0	0	0	0	0	0	0	0	0	0	0	0	0	0	0	0	0	1	30	20 to 30	100.0	*	*
24 Hr Summary		0	14	148	378	270	55	7	0	0	0	0	0	0	0	0	0	0	0	0	0	0	0	0	0	0	0	0	0	0	0	0	0	0	0	0	0	0	0	0	872	23.7	15 to 25	91.3	7	0.8

Facing North Histogram
Kings Street (School) North

from Wed-Oct-30-2019-06-00-PM to Thu-Nov-14-2019-04-59-PM

Date	Starting Hr:min	<5	5 to <10	10 to <15	15 to <20	20 to <25	25 to <30	30 to <35	35 to <40	40 to <45	45 to <50	50 to <55	55 to <60	60 to <65	65 to <70	70 to <75	75 to <80	80 to <85	85 to <90	90 to <95	95 to <100	100 to <105	105 to <110	110 to <115	115 to <120	120 to <125	125 to <130	130 to <135	135 to <140	140 to <145	145 to <150	150 to <155	155 to <160	160 to <165	165 to <170	170 to <175	175 to <180	180 to <185	185 to <190	190 to <195	195 to >200	Total Counts	85pct Speed	10MPH Pace	% in pace	# of Speeders	% Speeders
09/11/2019	00:00	0	0	0	1	1	0	0	0	0	0	0	0	0	0	0	0	0	0	0	0	0	0	0	0	0	0	0	0	0	0	0	0	0	0	0	0	0	0	0	2	25	15 to 25	100.0	*	*
09/11/2019	01:00	0	0	0	1	2	0	0	0	0	0	0	0	0	0	0	0	0	0	0	0	0	0	0	0	0	0	0	0	0	0	0	0	0	0	0	0	0	0	0	3	25	15 to 25	100.0	*	*
09/11/2019	02:00	0	0	0	1	0	0	0	0	0	0	0	0	0	0	0	0	0	0	0	0	0	0	0	0	0	0	0	0	0	0	0	0	0	0	0	0	0	0	0	1	20	10 to 20	100.0	*	*
09/11/2019	03:00	0	0	0	1	0	0	0	0	0	0	0	0	0	0	0	0	0	0	0	0	0	0	0	0	0	0	0	0	0	0	0	0	0	0	0	0	0	0	0	1	20	10 to 20	100.0	*	*
09/11/2019	04:00	0	0	0	0	0	0	0	0	0	0	0	0	0	0	0	0	0	0	0	0	0	0	0	0	0	0	0	0	0	0	0	0	0	0	0	0	0	0	0	0	0	*	*	*	*
09/11/2019	05:00	0	0	0	0	0	0	0	0	0	0	0	0	0	0	0	0	0	0	0	0	0	0	0	0	0	0	0	0	0	0	0	0	0	0	0	0	0	0	0	0	0	*	*	*	*
09/11/2019	06:00	0	0	0	0	0	0	0	0	0	0	0	0	0	0	0	0	0	0	0	0	0	0	0	0	0	0	0	0	0	0	0	0	0	0	0	0	0	0	0	0	0	*	*	*	*
09/11/2019	07:00	0	0	0	0	1	4	0	0	0	0	0	0	0	0	0	0	0	0	0	0	0	0	0	0	0	0	0	0	0	0	0	0	0	0	0	0	0	0	0	5	28.8	20 to 30	100.0	*	*
09/11/2019	08:00	0	0	1	6	7	3	0	0	0	0	0	0	0	0	0	0	0	0	0	0	0	0	0	0	0	0	0	0	0	0	0	0	0	0	0	0	0	0	0	17	25	20 to 30	94.1	*	*
09/11/2019	09:00	0	3	2	12	15	5	1	1	0	0	0	0	0	0	0	0	0	0	0	0	0	0	0	0	0	0	0	0	0	0	0	0	0	0	0	0	0	0	0	39	26	20 to 30	82.1	2	5.1
09/11/2019	10:00	0	1	5	19	6	3	0	0	0	0	0	0	0	0	0	0	0	0	0	0	0	0	0	0	0	0	0	0	0	0	0	0	0	0	0	0	0	0	0	34	23.3	15 to 25	88.2	*	*
09/11/2019	11:00	0	3	21	30	7	2	0	0	0	0	0	0	0	0	0	0	0	0	0	0	0	0	0	0	0	0	0	0	0	0	0	0	0	0	0	0	0	0	0	63	20	15 to 25	92.1	*	*
09/11/2019	12:00	0	2	18	26	11	3	0	0	0	0	0	0	0	0	0	0	0	0	0	0	0	0	0	0	0	0	0	0	0	0	0	0	0	0	0	0	0	0	0	60	22.3	15 to 25	91.7	*	*
09/11/2019	13:00	0	1	5	21	18	2	0	0	0	0	0	0	0	0	0	0	0	0	0	0	0	0	0	0	0	0	0	0	0	0	0	0	0	0	0	0	0	0	0	47	23.6	15 to 25	93.6	*	*
09/11/2019	14:00	0	0	2	16	12	6	0	0	0	0	0	0	0	0	0	0	0	0	0	0	0	0	0	0	0	0	0	0	0	0	0	0	0	0	0	0	0	0	0	36	25.8	20 to 30	94.4	*	*
09/11/2019	15:00	0	1	4	12	15	8	0	0	0	0	0	0	0	0	0	0	0	0	0	0	0	0	0	0	0	0	0	0	0	0	0	0	0	0	0	0	0	0	0	40	26.2	20 to 30	87.5	*	*
09/11/2019	16:00	0	1	2	12	13	4	0	0	0	0	0	0	0	0	0	0	0	0	0	0	0	0	0	0	0	0	0	0	0	0	0	0	0	0	0	0	0	0	0	32	24.6	20 to 30	90.6	*	*
09/11/2019	17:00	0	2	2	9	14	5	1	0	0	0	0	0	0	0	0	0	0	0	0	0	0	0	0	0	0	0	0	0	0	0	0	0	0	0	0	0	0	0	0	33	26	20 to 30	84.8	1	3.0
09/11/2019	18:00	0	0	6	13	5	2	0	0	0	0	0	0	0	0	0	0	0	0	0	0	0	0	0	0	0	0	0	0	0	0	0	0	0	0	0	0	0	0	0	26	23	15 to 25	92.3	*	*
09/11/2019	19:00	0	0	4	8	9	3	0	0	0	0	0	0	0	0	0	0	0	0	0	0	0	0	0	0	0	0	0	0	0	0	0	0	0	0	0	0	0	0	0	24	24.4	15 to 25	87.5	*	*
09/11/2019	20:00	0	0	2	9	5	0	0	0	0	0	0	0	0	0	0	0	0	0	0	0	0	0	0	0	0	0	0	0	0	0	0	0	0	0	0	0	0	0	0	16	23	15 to 25	100.0	*	*
09/11/2019	21:00	0	0	1	3	0	1	0	0	0	0	0	0	0	0	0	0	0	0	0	0	0	0	0	0	0	0	0	0	0	0	0	0	0	0	0	0	0	0	0	5	20	10 to 20	80.0	*	*
09/11/2019	22:00	0	0	2	1	3	1	0	0	0	0	0	0	0	0	0	0	0	0	0	0	0	0	0	0	0	0	0	0	0	0	0	0	0	0	0	0	0	0	0	7	25	15 to 25	85.7	*	*
09/11/2019	23:00	0	0	0	4	5	1	1	0	0	0	0	0	0	0	0	0	0	0	0	0	0	0	0	0	0	0	0	0	0	0	0	0	0	0	0	0	0	0	0	11	25	20 to 30	90.9	1	9.1
24 Hr Summary		0	14	77	205	149	53	3	1	0	0	0	0	0	0	0	0	0	0	0	0	0	0	0	0	0	0	0	0	0	0	0	0	0	0	0	0	0	0	0	502	24.4	15 to 25	85.9	4	0.8

Facing North Histogram
Kings Street (School) North

from Wed-Oct-30-2019-06-00-PM to Thu-Nov-14-2019-04-59-PM

Date	Starting Hr:min	<5	5 to <10	10 to <15	15 to <20	20 to <25	25 to <30	30 to <35	35 to <40	40 to <45	45 to <50	50 to <55	55 to <60	60 to <65	65 to <70	70 to <75	75 to <80	80 to <85	85 to <90	90 to <95	95 to <100	100 to <105	105 to <110	110 to <115	115 to <120	120 to <125	125 to <130	130 to <135	135 to <140	140 to <145	145 to <150	150 to <155	155 to <160	160 to <165	165 to <170	170 to <175	175 to <180	180 to <185	185 to <190	190 to <195	195 to >200	Total Counts	85pct Speed	10MPH Pace	% in pace	# of Speeders	% Speeders
10/11/2019	00:00	0	0	0	4	0	0	0	0	0	0	0	0	0	0	0	0	0	0	0	0	0	0	0	0	0	0	0	0	0	0	0	0	0	0	0	0	0	0	0	0	4	18.8	10 to 20	100.0	*	*
10/11/2019	01:00	0	0	0	0	1	0	0	0	0	0	0	0	0	0	0	0	0	0	0	0	0	0	0	0	0	0	0	0	0	0	0	0	0	0	0	0	0	0	0	0	1	25	15 to 25	100.0	*	*
10/11/2019	02:00	0	0	0	0	0	0	0	0	0	0	0	0	0	0	0	0	0	0	0	0	0	0	0	0	0	0	0	0	0	0	0	0	0	0	0	0	0	0	0	0	0	0	*	*	*	*
10/11/2019	03:00	0	0	0	0	0	0	0	0	0	0	0	0	0	0	0	0	0	0	0	0	0	0	0	0	0	0	0	0	0	0	0	0	0	0	0	0	0	0	0	0	0	0	*	*	*	*
10/11/2019	04:00	0	0	0	0	0	0	0	0	0	0	0	0	0	0	0	0	0	0	0	0	0	0	0	0	0	0	0	0	0	0	0	0	0	0	0	0	0	0	0	0	0	0	*	*	*	*
10/11/2019	05:00	0	0	0	1	0	0	0	0	0	0	0	0	0	0	0	0	0	0	0	0	0	0	0	0	0	0	0	0	0	0	0	0	0	0	0	0	0	0	0	0	1	20	10 to 20	100.0	*	*
10/11/2019	06:00	0	0	0	0	0	1	0	0	0	0	0	0	0	0	0	0	0	0	0	0	0	0	0	0	0	0	0	0	0	0	0	0	0	0	0	0	0	0	0	0	1	30	20 to 30	100.0	*	*
10/11/2019	07:00	0	0	0	0	0	1	1	0	0	0	0	0	0	0	0	0	0	0	0	0	0	0	0	0	0	0	0	0	0	0	0	0	0	0	0	0	0	0	0	0	2	35	25 to 35	100.0	1	50.0
10/11/2019	08:00	0	0	3	1	5	1	0	0	0	0	0	0	0	0	0	0	0	0	0	0	0	0	0	0	0	0	0	0	0	0	0	0	0	0	0	0	0	0	0	0	10	24	15 to 25	90.0	*	*
10/11/2019	09:00	0	0	2	3	18	4	1	0	0	0	0	0	0	0	0	0	0	0	0	0	0	0	0	0	0	0	0	0	0	0	0	0	0	0	0	0	0	0	0	0	28	26.2	20 to 30	89.3	1	3.6
10/11/2019	10:00	0	3	5	31	7	3	0	0	0	0	0	0	0	0	0	0	0	0	0	0	0	0	0	0	0	0	0	0	0	0	0	0	0	0	0	0	0	0	0	0	49	22.1	15 to 25	87.8	*	*
10/11/2019	11:00	0	3	7	10	4	3	0	0	0	0	0	0	0	0	0	0	0	0	0	0	0	0	0	0	0	0	0	0	0	0	0	0	0	0	0	0	0	0	0	0	27	23.8	15 to 25	77.8	*	*
10/11/2019	12:00	0	6	2	10	14	1	0	0	0	0	0	0	0	0	0	0	0	0	0	0	0	0	0	0	0	0	0	0	0	0	0	0	0	0	0	0	0	0	0	0	33	23.6	15 to 25	78.8	*	*
10/11/2019	13:00	0	9	4	7	10	4	0	0	0	0	0	0	0	0	0	0	0	0	0	0	0	0	0	0	0	0	0	0	0	0	0	0	0	0	0	0	0	0	0	0	34	24.5	15 to 25	61.8	*	*
10/11/2019	14:00	0	3	4	8	11	4	0	0	0	0	0	0	0	0	0	0	0	0	0	0	0	0	0	0	0	0	0	0	0	0	0	0	0	0	0	0	0	0	0	0	30	25	15 to 25	76.7	*	*
10/11/2019	15:00	0	1	2	14	9	3	1	0	0	0	0	0	0	0	0	0	0	0	0	0	0	0	0	0	0	0	0	0	0	0	0	0	0	0	0	0	0	0	0	0	30	25	20 to 30	86.7	1	3.3
10/11/2019	16:00	0	1	8	4	13	2	0	0	0	0	0	0	0	0	0	0	0	0	0	0	0	0	0	0	0	0	0	0	0	0	0	0	0	0	0	0	0	0	0	0	28	24.2	15 to 25	89.3	*	*
10/11/2019	17:00	0	0	3	18	8	2	0	0	0	0	0	0	0	0	0	0	0	0	0	0	0	0	0	0	0	0	0	0	0	0	0	0	0	0	0	0	0	0	0	0	31	23.1	15 to 25	93.5	*	*
10/11/2019	18:00	0	0	9	5	5	0	0	0	0	0	0	0	0	0	0	0	0	0	0	0	0	0	0	0	0	0	0	0	0	0	0	0	0	0	0	0	0	0	0	0	19	22	15 to 25	100.0	*	*
10/11/2019	19:00	0	0	2	1	6	3	0	0	0	0	0	0	0	0	0	0	0	0	0	0	0	0	0	0	0	0	0	0	0	0	0	0	0	0	0	0	0	0	0	0	12	26.7	20 to 30	83.3	*	*
10/11/2019	20:00	0	0	1	2	2	3	2	0	0	0	0	0	0	0	0	0	0	0	0	0	0	0	0	0	0	0	0	0	0	0	0	0	0	0	0	0	0	0	0	0	10	30	20 to 30	70.0	2	20.0
10/11/2019	21:00	0	0	0	4	1	1	0	0	0	0	0	0	0	0	0	0	0	0	0	0	0	0	0	0	0	0	0	0	0	0	0	0	0	0	0	0	0	0	0	0	6	25	20 to 30	100.0	*	*
10/11/2019	22:00	0	0	1	1	2	0	1	0	0	0	0	0	0	0	0	0	0	0	0	0	0	0	0	0	0	0	0	0	0	0	0	0	0	0	0	0	0	0	0	0	5	25	15 to 25	80.0	1	20.0
10/11/2019	23:00	0	0	0	0	1	2	1	0	0	0	0	0	0	0	0	0	0	0	0	0	0	0	0	0	0	0	0	0	0	0	0	0	0	0	0	0	0	0	0	0	4	30	25 to 35	100.0	1	25.0
24 Hr Summary		0	26	53	124	117	38	7	0	0	0	0	0	0	0	0	0	0	0	0	0	0	0	0	0	0	0	0	0	0	0	0	0	0	0	0	0	0	0	0	0	365	24.6	15 to 25	80.5	7	1.9

Facing North Histogram
Kings Street (School) North

from Wed-Oct-30-2019-06-00-PM to Thu-Nov-14-2019-04-59-PM

Date	Starting Hr:min	<5	5 to <10	10 to <15	15 to <20	20 to <25	25 to <30	30 to <35	35 to <40	40 to <45	45 to <50	50 to <55	55 to <60	60 to <65	65 to <70	70 to <75	75 to <80	80 to <85	85 to <90	90 to <95	95 to <100	100 to <105	105 to <110	110 to <115	115 to <120	120 to <125	125 to <130	130 to <135	135 to <140	140 to <145	145 to <150	150 to <155	155 to <160	160 to <165	165 to <170	170 to <175	175 to <180	180 to <185	185 to <190	190 to <195	195 to >200	Total Counts	85pct Speed	10MPH Pace	% in pace	# of Speeders	% Speeders
11/11/2019	00:00	0	0	0	0	1	0	1	0	0	0	0	0	0	0	0	0	0	0	0	0	0	0	0	0	0	0	0	0	0	0	0	0	0	0	0	0	0	0	0	2	35	25 to 35	100.0	1	50.0
11/11/2019	01:00	0	0	0	1	0	1	0	0	0	0	0	0	0	0	0	0	0	0	0	0	0	0	0	0	*	0	0	0	0	0	0	0	0	0	0	0	0	0	0	1	20	10 to 20	100.0	*	*
11/11/2019	02:00	0	0	0	0	1	0	0	0	0	0	0	0	0	0	0	0	0	0	0	0	0	0	0	0	0	0	0	0	0	0	0	0	0	0	0	0	0	0	0	1	25	15 to 25	100.0	*	*
11/11/2019	03:00	0	0	0	0	0	0	1	0	0	0	0	0	0	0	0	0	0	0	0	0	0	0	0	0	0	0	0	0	0	0	0	0	0	0	0	0	0	0	0	1	35	25 to 35	100.0	1	100.0
11/11/2019	04:00	0	2	0	0	0	0	0	0	0	0	0	0	0	0	0	0	0	0	0	0	0	0	0	0	0	0	0	0	0	0	0	0	0	0	0	0	0	0	0	2	10	5 to 15	100.0	*	*
11/11/2019	05:00	0	0	0	0	0	0	0	0	0	0	0	0	0	0	0	0	0	0	0	0	0	0	0	0	0	0	0	0	0	0	0	0	0	0	0	0	0	0	0	0	0	*	*	*	*
11/11/2019	06:00	0	0	3	3	3	0	0	0	0	0	0	0	0	0	0	0	0	0	0	0	0	0	0	0	0	0	0	0	0	0	0	0	0	0	0	0	0	0	0	9	23.3	15 to 25	100.0	*	*
11/11/2019	07:00	0	0	1	6	10	6	0	0	0	0	0	0	0	0	0	0	0	0	0	0	0	0	0	0	0	0	0	0	0	0	0	0	0	0	0	0	0	0	0	23	27.5	20 to 30	95.7	*	*
11/11/2019	08:00	0	0	3	33	34	9	3	0	0	0	0	0	0	0	0	0	0	0	0	0	0	0	0	0	0	0	0	0	0	0	0	0	0	0	0	0	0	0	0	82	25	20 to 30	92.7	3	3.7
11/11/2019	09:00	0	5	41	88	39	2	0	0	0	0	0	0	0	0	0	0	0	0	0	0	0	0	0	0	0	0	0	0	0	0	0	0	0	0	0	0	0	0	0	175	21.9	15 to 25	96.0	*	*
11/11/2019	10:00	0	1	9	23	13	11	0	0	0	0	0	0	0	0	0	0	0	0	0	0	0	0	0	0	*	0	0	0	0	0	0	0	0	0	0	0	0	0	0	57	25.9	20 to 30	82.5	*	*
11/11/2019	11:00	0	1	4	11	17	5	0	0	0	0	0	0	0	0	0	0	0	0	0	0	0	0	0	0	0	0	0	0	0	0	0	0	0	0	0	0	0	0	0	38	24.7	20 to 30	86.8	*	*
11/11/2019	12:00	0	6	14	11	18	5	2	0	0	0	0	0	0	0	0	0	0	0	0	0	0	0	0	0	0	0	0	0	0	0	0	0	0	0	0	0	0	0	0	56	24.7	15 to 25	76.8	2	3.6
11/11/2019	13:00	0	2	3	15	22	8	1	0	0	0	0	0	0	0	0	0	0	0	0	0	0	0	0	0	0	0	0	0	0	0	0	0	0	0	0	0	0	0	0	51	25.6	20 to 30	88.2	1	2.0
11/11/2019	14:00	0	3	6	13	12	13	2	0	0	0	0	0	0	0	0	0	0	0	0	0	0	0	0	0	0	0	0	0	0	0	0	0	0	0	0	0	0	0	0	49	28.1	20 to 30	77.6	2	4.1
11/11/2019	15:00	0	1	18	51	48	5	0	0	0	0	0	0	0	0	0	0	0	0	0	0	0	0	0	0	0	0	0	0	0	0	0	0	0	0	0	0	0	0	0	123	23.6	15 to 25	95.1	*	*
11/11/2019	16:00	0	1	14	36	23	6	0	0	0	0	0	0	0	0	0	0	0	0	0	0	0	0	0	0	0	0	0	0	0	0	0	0	0	0	0	0	0	0	0	80	23.7	15 to 25	91.3	*	*
11/11/2019	17:00	0	5	9	32	22	6	2	0	0	0	0	0	0	0	0	0	0	0	0	0	0	0	0	0	0	0	0	0	0	0	0	0	0	0	0	0	0	0	0	76	24.3	15 to 25	82.9	2	2.6
11/11/2019	18:00	0	1	19	44	16	4	1	0	0	0	0	0	0	0	0	0	0	0	0	0	0	0	0	0	0	0	0	0	0	0	0	0	0	0	0	0	0	0	0	85	22.5	15 to 25	92.9	1	1.2
11/11/2019	19:00	0	2	20	36	21	13	0	0	0	0	0	0	0	0	0	0	0	0	0	0	0	0	0	0	*	0	0	0	0	0	0	0	0	0	0	0	0	0	0	92	24.8	15 to 25	83.7	*	*
11/11/2019	20:00	0	0	0	9	11	3	0	0	0	0	0	0	0	0	0	0	0	0	0	0	0	0	0	0	0	0	0	0	0	0	0	0	0	0	0	0	0	0	0	23	25	20 to 30	100.0	*	*
11/11/2019	21:00	0	0	3	13	18	1	0	0	0	0	0	0	0	0	0	0	0	0	0	0	0	0	0	0	0	0	0	0	0	0	0	0	0	0	0	0	0	0	0	35	23.9	15 to 25	97.1	*	*
11/11/2019	22:00	0	0	1	2	3	2	1	0	0	0	0	0	0	0	0	0	0	0	0	0	0	0	0	0	0	0	0	0	0	0	0	0	0	0	0	0	0	0	0	9	30	20 to 30	77.8	1	11.1
11/11/2019	23:00	0	0	0	1	1	0	0	0	0	0	0	0	0	0	0	0	0	0	0	0	0	0	0	0	0	0	0	0	0	0	0	0	0	0	0	0	0	0	0	2	25	15 to 25	100.0	*	*
24 Hr Summary		0	30	168	428	333	99	14	0	0	0	0	0	0	0	0	0	0	0	0	0	0	0	0	0	0	0	0	0	0	0	0	0	0	0	0	0	0	0	0	1072	24.3	15 to 25	86.7	14	1.3

Facing North Histogram
Kings Street (School) North

from Wed-Oct-30-2019-06-00-PM to Thu-Nov-14-2019-04-59-PM

Date	Starting Hr:min	<5	5 to <10	10 to <15	15 to <20	20 to <25	25 to <30	30 to <35	35 to <40	40 to <45	45 to <50	50 to <55	55 to <60	60 to <65	65 to <70	70 to <75	75 to <80	80 to <85	85 to <90	90 to <95	95 to <100	100 to <105	105 to <110	110 to <115	115 to <120	120 to <125	125 to <130	130 to <135	135 to <140	140 to <145	145 to <150	150 to <155	155 to <160	160 to <165	165 to <170	170 to <175	175 to <180	180 to <185	185 to <190	190 to <195	195 to >200	Total Counts	85pct Speed	10MPH Pace	% in pace	# of Speeders	% Speeders
12/11/2019	00:00	0	0	0	1	1	0	0	0	0	0	0	0	0	0	0	0	0	0	0	0	0	0	0	0	0	0	0	0	0	0	0	0	0	0	0	0	0	0	0	2	25	15 to 25	100.0	*	*
12/11/2019	01:00	0	0	0	0	0	1	0	0	0	0	0	0	0	0	0	0	0	0	0	0	0	0	0	0	0	0	0	0	0	0	0	0	0	0	0	0	0	0	0	1	30	20 to 30	100.0	*	*
12/11/2019	02:00	0	0	0	0	0	0	0	0	0	0	0	0	0	0	0	0	0	0	0	0	0	0	0	0	0	0	0	0	0	0	0	0	0	0	0	0	0	0	0	0	0	*	*	*	*
12/11/2019	03:00	0	0	0	0	0	0	0	0	0	0	0	0	0	0	0	0	0	0	0	0	0	0	0	0	0	0	0	0	0	0	0	0	0	0	0	0	0	0	0	0	0	*	*	*	*
12/11/2019	04:00	0	0	0	0	0	0	0	0	0	0	0	0	0	0	0	0	0	0	0	0	0	0	0	0	0	0	0	0	0	0	0	0	0	0	0	0	0	0	0	0	0	*	*	*	*
12/11/2019	05:00	0	0	0	0	0	0	0	0	0	0	0	0	0	0	0	0	0	0	0	0	0	0	0	0	0	0	0	0	0	0	0	0	0	0	0	0	0	0	0	0	0	*	*	*	*
12/11/2019	06:00	0	0	0	3	1	0	0	0	0	0	0	0	0	0	0	0	0	0	0	0	0	0	0	0	0	0	0	0	0	0	0	0	0	0	0	0	0	0	0	4	20	15 to 25	100.0	*	*
12/11/2019	07:00	0	0	0	4	10	7	0	0	0	0	0	0	0	0	0	0	0	0	0	0	0	0	0	0	0	0	0	0	0	0	0	0	0	0	0	0	0	0	0	21	27.9	20 to 30	100.0	*	*
12/11/2019	08:00	0	8	14	30	17	8	1	0	0	0	0	0	0	0	0	0	0	0	0	0	0	0	0	0	0	0	0	0	0	0	0	0	0	0	0	0	0	0	0	78	24.1	15 to 25	78.2	1	1.3
12/11/2019	09:00	0	4	25	78	47	8	1	0	0	0	0	0	0	0	0	0	0	0	0	0	0	0	0	0	0	0	0	0	0	0	0	0	0	0	0	0	0	0	0	163	23.4	15 to 25	92.0	1	0.6
12/11/2019	10:00	0	2	11	20	20	8	1	0	0	0	0	0	0	0	0	0	0	0	0	0	0	0	0	0	0	0	0	0	0	0	0	0	0	0	0	0	0	0	0	62	25	15 to 25	82.3	1	1.6
12/11/2019	11:00	0	3	17	28	23	4	0	0	0	0	0	0	0	0	0	0	0	0	0	0	0	0	0	0	0	0	0	0	0	0	0	0	0	0	0	0	0	0	0	75	23.5	15 to 25	90.7	*	*
12/11/2019	12:00	0	0	7	14	18	3	0	0	0	0	0	0	0	0	0	0	0	0	0	0	0	0	0	0	0	0	0	0	0	0	0	0	0	0	0	0	0	0	0	42	24.2	15 to 25	92.9	*	*
12/11/2019	13:00	0	102	16	21	8	3	1	0	0	0	0	0	0	0	0	0	0	0	0	0	0	0	0	0	0	0	0	0	0	0	0	0	0	0	0	0	0	0	0	151	17.4	10 to 20	92.1	1	0.7
12/11/2019	14:00	0	19	12	28	8	5	0	0	0	0	0	0	0	0	0	0	0	0	0	0	0	0	0	0	0	0	0	0	0	0	0	0	0	0	0	0	0	0	0	72	21.2	10 to 20	81.9	*	*
12/11/2019	15:00	0	4	25	49	24	2	0	0	0	0	0	0	0	0	0	0	0	0	0	0	0	0	0	0	0	0	0	0	0	0	0	0	0	0	0	0	0	0	0	104	22.1	15 to 25	94.2	*	*
12/11/2019	16:00	0	21	18	27	11	1	0	0	0	0	0	0	0	0	0	0	0	0	0	0	0	0	0	0	0	0	0	0	0	0	0	0	0	0	0	0	0	0	0	78	20	10 to 20	84.6	*	*
12/11/2019	17:00	0	5	22	33	16	7	2	0	0	0	0	0	0	0	0	0	0	0	0	0	0	0	0	0	0	0	0	0	0	0	0	0	0	0	0	0	0	0	0	85	23.8	15 to 25	83.5	2	2.4
12/11/2019	18:00	0	1	21	41	13	2	0	0	0	0	0	0	0	0	0	0	0	0	0	0	0	0	0	0	0	0	0	0	0	0	0	0	0	0	0	0	0	0	0	78	21.2	15 to 25	96.2	*	*
12/11/2019	19:00	0	7	37	41	19	6	1	0	0	0	0	0	0	0	0	0	0	0	0	0	0	0	0	0	0	0	0	0	0	0	0	0	0	0	0	0	0	0	0	111	22.4	15 to 25	87.4	1	0.9
12/11/2019	20:00	0	2	7	15	10	1	0	0	0	0	0	0	0	0	0	0	0	0	0	0	0	0	0	0	0	0	0	0	0	0	0	0	0	0	0	0	0	0	0	35	23	15 to 25	91.4	*	*
12/11/2019	21:00	0	0	0	4	5	1	0	0	0	0	0	0	0	0	0	0	0	0	0	0	0	0	0	0	0	0	0	0	0	0	0	0	0	0	0	0	0	0	0	10	24	20 to 30	100.0	*	*
12/11/2019	22:00	0	1	2	1	3	1	0	0	0	0	0	0	0	0	0	0	0	0	0	0	0	0	0	0	0	0	0	0	0	0	0	0	0	0	0	0	0	0	0	8	25	15 to 25	75.0	*	*
12/11/2019	23:00	0	0	1	4	0	0	0	0	0	0	0	0	0	0	0	0	0	0	0	0	0	0	0	0	0	0	0	0	0	0	0	0	0	0	0	0	0	0	0	5	18.8	10 to 20	100.0	*	*
24 Hr Summary		0	179	235	442	254	68	7	0	0	0	0	0	0	0	0	0	0	0	0	0	0	0	0	0	0	0	0	0	0	0	0	0	0	0	0	0	0	0	0	1185	23	15 to 25	78.6	7	0.6

Facing North Histogram
Kings Street (School) North

from Wed-Oct-30-2019-06-00-PM to Thu-Nov-14-2019-04-59-PM

Date	Starting Hr:min	<5	5 to <10	10 to <15	15 to <20	20 to <25	25 to <30	30 to <35	35 to <40	40 to <45	45 to <50	50 to <55	55 to <60	60 to <65	65 to <70	70 to <75	75 to <80	80 to <85	85 to <90	90 to <95	95 to <100	100 to <105	105 to <110	110 to <115	115 to <120	120 to <125	125 to <130	130 to <135	135 to <140	140 to <145	145 to <150	150 to <155	155 to <160	160 to <165	165 to <170	170 to <175	175 to <180	180 to <185	185 to <190	190 to <195	195 to >200	Total Counts	85pct Speed	10MPH Pace	% in pace	# of Speeders	% Speeders
13/11/2019	00:00	0	0	0	3	0	2	0	0	0	0	0	0	0	0	0	0	0	0	0	0	0	0	0	0	0	0	0	0	0	0	0	0	0	0	0	0	0	0	0	5	27.5	20 to 30	100.0	*	*
13/11/2019	01:00	0	0	0	0	0	0	0	0	0	0	0	0	0	0	0	0	0	0	0	0	0	0	0	0	0	0	0	0	0	0	0	0	0	0	0	0	0	0	0	0	0	*	*	*	*
13/11/2019	02:00	0	0	0	0	0	0	0	0	0	0	0	0	0	0	0	0	0	0	0	0	0	0	0	0	0	0	0	0	0	0	0	0	0	0	0	0	0	0	0	0	0	*	*	*	*
13/11/2019	03:00	0	0	0	0	0	0	0	0	0	0	0	0	0	0	0	0	0	0	0	0	0	0	0	0	0	0	0	0	0	0	0	0	0	0	0	0	0	0	0	0	0	*	*	*	*
13/11/2019	04:00	0	0	0	0	0	0	0	0	0	0	0	0	0	0	0	0	0	0	0	0	0	0	0	0	0	0	0	0	0	0	0	0	0	0	0	0	0	0	0	0	0	*	*	*	*
13/11/2019	05:00	0	0	0	0	0	0	0	0	0	0	0	0	0	0	0	0	0	0	0	0	0	0	0	0	0	0	0	0	0	0	0	0	0	0	0	0	0	0	0	0	0	*	*	*	*
13/11/2019	06:00	0	1	0	0	1	0	0	0	0	0	0	0	0	0	0	0	0	0	0	0	0	0	0	0	0	0	0	0	0	0	0	0	0	0	0	0	0	0	0	2	25	5 to 15	50.0	*	*
13/11/2019	07:00	0	1	4	3	6	9	0	0	0	0	0	0	0	0	0	0	0	0	0	0	0	0	0	0	0	0	0	0	0	0	0	0	0	0	0	0	0	0	0	23	28.3	20 to 30	78.3	*	*
13/11/2019	08:00	0	1	15	24	20	7	1	0	0	0	0	0	0	0	0	0	0	0	0	0	0	0	0	0	0	0	0	0	0	0	0	0	0	0	0	0	0	0	0	68	24.5	15 to 25	86.8	1	1.5
13/11/2019	09:00	0	0	15	89	48	9	0	0	0	0	0	0	0	0	0	0	0	0	0	0	0	0	0	0	0	0	0	0	0	0	0	0	0	0	0	0	0	0	0	161	23.4	15 to 25	94.4	*	*
13/11/2019	10:00	0	0	7	27	21	4	0	0	0	0	0	0	0	0	0	0	0	0	0	0	0	0	0	0	0	0	0	0	0	0	0	0	0	0	0	0	0	0	0	59	23.8	15 to 25	93.2	*	*
13/11/2019	11:00	0	1	9	22	13	5	1	0	0	0	0	0	0	0	0	0	0	0	0	0	0	0	0	0	0	0	0	0	0	0	0	0	0	0	0	0	0	0	0	51	24.2	15 to 25	86.3	1	2.0
13/11/2019	12:00	0	4	7	17	12	5	0	0	0	0	0	0	0	0	0	0	0	0	0	0	0	0	0	0	0	0	0	0	0	0	0	0	0	0	0	0	0	0	0	45	24.2	15 to 25	80.0	*	*
13/11/2019	13:00	0	2	5	22	21	5	0	0	0	0	0	0	0	0	0	0	0	0	0	0	0	0	0	0	0	0	0	0	0	0	0	0	0	0	0	0	0	0	0	55	24.3	15 to 25	87.3	*	*
13/11/2019	14:00	0	0	9	16	25	3	0	0	0	0	0	0	0	0	0	0	0	0	0	0	0	0	0	0	0	0	0	0	0	0	0	0	0	0	0	0	0	0	0	53	24	15 to 25	94.3	*	*
13/11/2019	15:00	0	3	23	53	22	5	0	0	0	0	0	0	0	0	0	0	0	0	0	0	0	0	0	0	0	0	0	0	0	0	0	0	0	0	0	0	0	0	0	106	22.5	15 to 25	92.5	*	*
13/11/2019	16:00	0	7	11	30	20	6	0	0	0	0	0	0	0	0	0	0	0	0	0	0	0	0	0	0	0	0	0	0	0	0	0	0	0	0	0	0	0	0	0	74	23.8	15 to 25	82.4	*	*
13/11/2019	17:00	0	0	16	44	14	7	1	0	0	0	0	0	0	0	0	0	0	0	0	0	0	0	0	0	0	0	0	0	0	0	0	0	0	0	0	0	0	0	0	82	23.6	15 to 25	90.2	1	1.2
13/11/2019	18:00	0	0	18	46	8	2	0	0	0	0	0	0	0	0	0	0	0	0	0	0	0	0	0	0	0	0	0	0	0	0	0	0	0	0	0	0	0	0	0	74	19.9	15 to 25	97.3	*	*
13/11/2019	19:00	0	0	11	24	15	1	1	0	0	0	0	0	0	0	0	0	0	0	0	0	0	0	0	0	0	0	0	0	0	0	0	0	0	0	0	0	0	0	0	52	23	15 to 25	96.2	1	1.9
13/11/2019	20:00	0	0	10	24	13	2	0	0	0	0	0	0	0	0	0	0	0	0	0	0	0	0	0	0	0	0	0	0	0	0	0	0	0	0	0	0	0	0	0	49	23.1	15 to 25	95.9	*	*
13/11/2019	21:00	0	0	0	5	9	3	0	0	0	0	0	0	0	0	0	0	0	0	0	0	0	0	0	0	0	0	0	0	0	0	0	0	0	0	0	0	0	0	0	17	25	20 to 30	100.0	*	*
13/11/2019	22:00	0	0	0	1	1	2	0	0	0	0	0	0	0	0	0	0	0	0	0	0	0	0	0	0	0	0	0	0	0	0	0	0	0	0	0	0	0	0	0	4	27.5	20 to 30	100.0	*	*
13/11/2019	23:00	0	0	0	3	2	2	0	0	0	0	0	0	0	0	0	0	0	0	0	0	0	0	0	0	0	0	0	0	0	0	0	0	0	0	0	0	0	0	0	7	27.5	20 to 30	100.0	*	*
24 Hr Summary		0	20	160	453	271	79	4	0	0	0	0	0	0	0	0	0	0	0	0	0	0	0	0	0	0	0	0	0	0	0	0	0	0	0	0	0	0	0	0	987	23.8	15 to 25	89.6	4	0.4

Facing North Histogram
Kings Street (School) North

from Wed-Oct-30-2019-06-00-PM to Thu-Nov-14-2019-04-59-PM

Date	Starting Hr:min	<5	5 to <10	10 to <15	15 to <20	20 to <25	25 to <30	30 to <35	35 to <40	40 to <45	45 to <50	50 to <55	55 to <60	60 to <65	65 to <70	70 to <75	75 to <80	80 to <85	85 to <90	90 to <95	95 to <100	100 to <105	105 to <110	110 to <115	115 to <120	120 to <125	125 to <130	130 to <135	135 to <140	140 to <145	145 to <150	150 to <155	155 to <160	160 to <165	165 to <170	170 to <175	175 to <180	180 to <185	185 to <190	190 to <195	195 to >200	Total Counts	85pct Speed	10MPH Pace	% in pace	# of Speeders	% Speeders
14/11/2019	00:00	0	11	0	0	0	0	0	0	0	0	0	0	0	0	0	0	0	0	0	0	0	0	0	0	0	0	0	0	0	0	0	0	0	0	0	0	0	0	0	0	11	9.1	5 to 15	100.0	*	*
14/11/2019	01:00	0	16	0	0	0	0	0	0	0	0	0	0	0	0	0	0	0	0	0	0	0	0	0	0	0	0	0	0	0	0	0	0	0	0	0	0	0	0	0	0	16	9.4	5 to 15	100.0	*	*
14/11/2019	02:00	0	0	0	0	0	0	0	0	0	0	0	0	0	0	0	0	0	0	0	0	0	0	0	0	0	0	0	0	0	0	0	0	0	0	0	0	0	0	0	0	0	0	*	*	*	*
14/11/2019	03:00	0	0	0	0	0	0	0	0	0	0	0	0	0	0	0	0	0	0	0	0	0	0	0	0	0	0	0	0	0	0	0	0	0	0	0	0	0	0	0	0	0	0	*	*	*	*
14/11/2019	04:00	0	0	0	1	0	0	0	0	0	0	0	0	0	0	0	0	0	0	0	0	0	0	0	0	0	0	0	0	0	0	0	0	0	0	0	0	0	0	0	0	1	20	10 to 20	100.0	*	*
14/11/2019	05:00	0	0	0	0	0	0	0	0	0	0	0	0	0	0	0	0	0	0	0	0	0	0	0	0	0	0	0	0	0	0	0	0	0	0	0	0	0	0	0	0	0	0	*	*	*	*
14/11/2019	06:00	0	0	0	2	0	0	0	0	0	0	0	0	0	0	0	0	0	0	0	0	0	0	0	0	0	0	0	0	0	0	0	0	0	0	0	0	0	0	0	0	2	20	10 to 20	100.0	*	*
14/11/2019	07:00	0	0	0	2	7	10	0	0	0	0	0	0	0	0	0	0	0	0	0	0	0	0	0	0	0	0	0	0	0	0	0	0	0	0	0	0	0	0	0	0	19	28.5	20 to 30	100.0	*	*
14/11/2019	08:00	0	1	1	24	31	12	2	0	0	0	0	0	0	0	0	0	0	0	0	0	0	0	0	0	0	0	0	0	0	0	0	0	0	0	0	0	0	0	0	0	71	26.2	20 to 30	94.4	2	2.8
14/11/2019	09:00	0	5	31	82	49	10	0	0	0	0	0	0	0	0	0	0	0	0	0	0	0	0	0	0	0	0	0	0	0	0	0	0	0	0	0	0	0	0	0	0	177	23.3	15 to 25	91.5	*	*
14/11/2019	10:00	0	3	8	26	18	3	1	0	0	0	0	0	0	0	0	0	0	0	0	0	0	0	0	0	0	0	0	0	0	0	0	0	0	0	0	0	0	0	0	0	59	23.6	15 to 25	88.1	1	1.7
14/11/2019	11:00	0	1	2	20	12	6	0	0	0	0	0	0	0	0	0	0	0	0	0	0	0	0	0	0	0	0	0	0	0	0	0	0	0	0	0	0	0	0	0	0	41	25	20 to 30	92.7	*	*
14/11/2019	12:00	0	2	6	16	12	3	0	0	0	0	0	0	0	0	0	0	0	0	0	0	0	0	0	0	0	0	0	0	0	0	0	0	0	0	0	0	0	0	0	0	39	23.8	15 to 25	87.2	*	*
14/11/2019	13:00	0	2	4	32	13	2	0	0	0	0	0	0	0	0	0	0	0	0	0	0	0	0	0	0	0	0	0	0	0	0	0	0	0	0	0	0	0	0	0	0	53	22.7	15 to 25	92.5	*	*
14/11/2019	14:00	0	4	10	27	14	3	0	0	0	0	0	0	0	0	0	0	0	0	0	0	0	0	0	0	0	0	0	0	0	0	0	0	0	0	0	0	0	0	0	0	58	22.9	15 to 25	87.9	*	*
14/11/2019	15:00	0	7	20	68	29	1	0	0	0	0	0	0	0	0	0	0	0	0	0	0	0	0	0	0	0	0	0	0	0	0	0	0	0	0	0	0	0	0	0	0	125	21.9	15 to 25	93.6	*	*
14/11/2019	16:00	0	5	3	5	0	0	0	0	0	0	0	0	0	0	0	0	0	0	0	0	0	0	0	0	0	0	0	0	0	0	0	0	0	0	0	0	0	0	0	0	13	18	10 to 20	100.0	*	*
24 Hr Summary		0	57	85	305	185	50	3	0	0	0	0	0	0	0	0	0	0	0	0	0	0	0	0	0	0	0	0	0	0	0	0	0	0	0	0	0	0	0	0	0	685	23.5	15 to 25	89.6	3	0.4

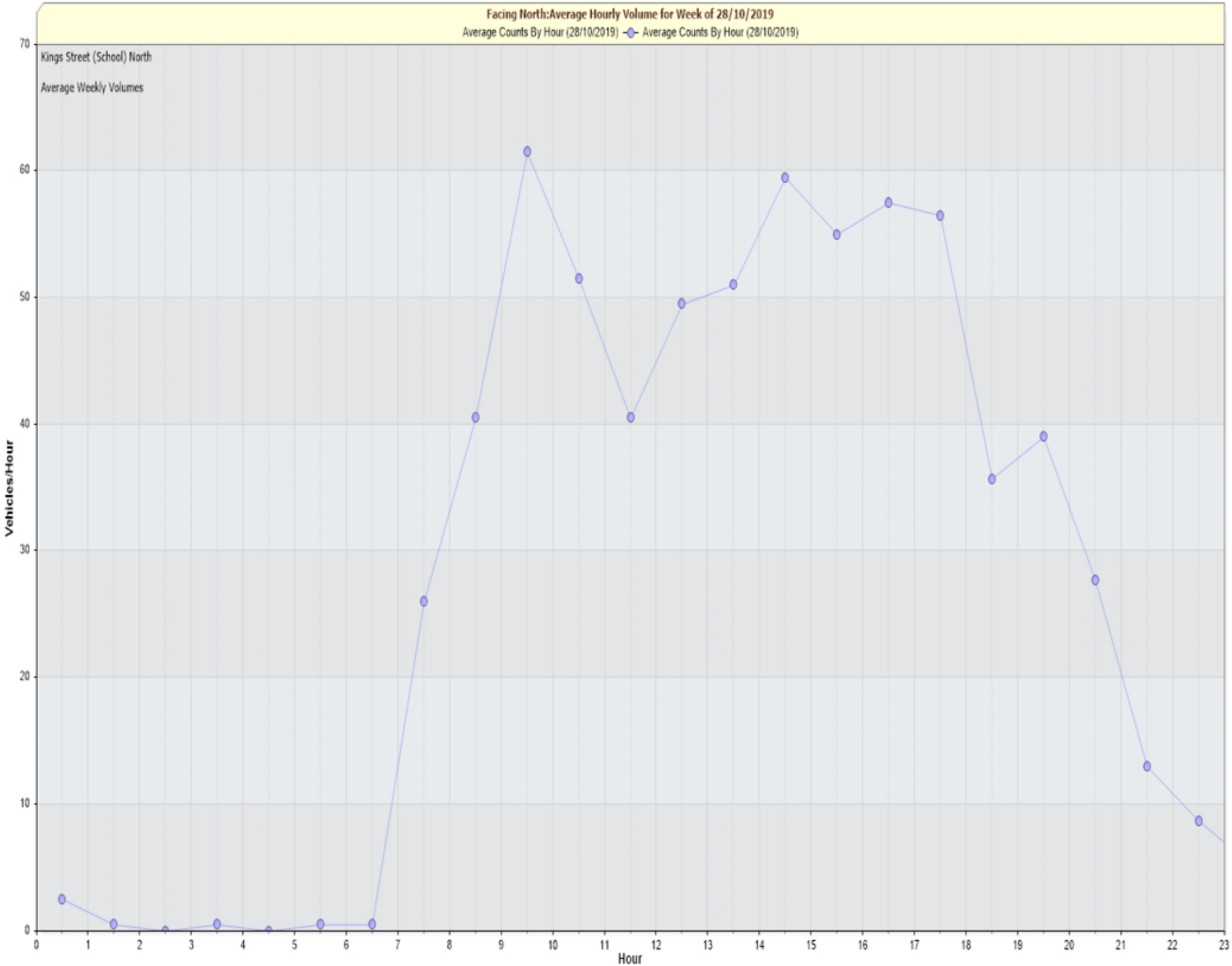
Facing North:Average Hourly Volume for Week of 28/10/2019
Average Counts By Hour (28/10/2019)
Average Counts By Hour (28/10/2019)
Kings Street (School) North
Average Weekly Volumes
Vehicles/Hour
Hour
0
10
20
30
40
50
60
70
0
1
2
3
4
5
6
7
8
9
10
11
12
13
14
15
16
17
18
19
20
21
22
23

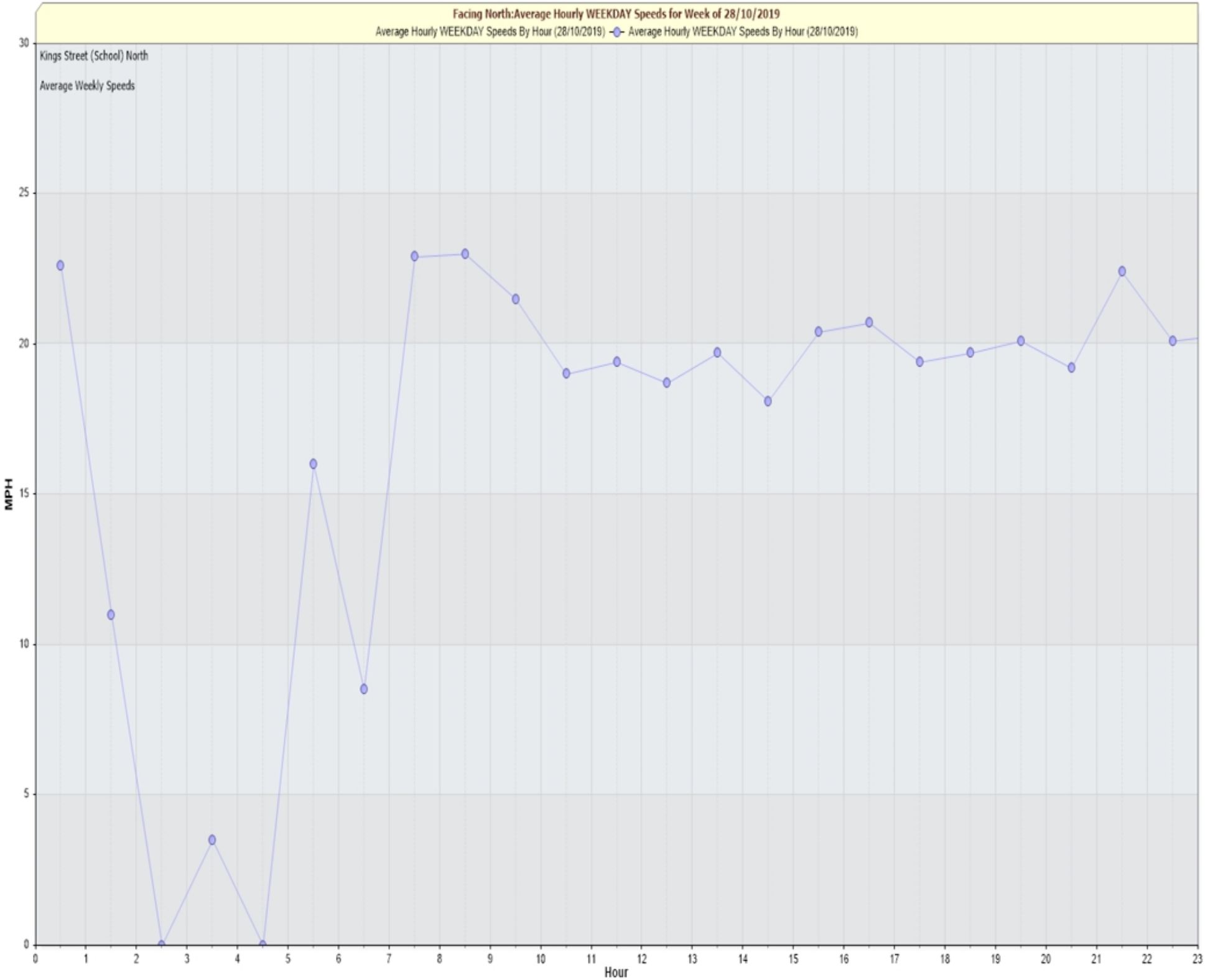
Facing North:Average Hourly WEEKDAY Speeds for Week of 28/10/2019
Average Hourly WEEKDAY Speeds By Hour (28/10/2019)
Average Hourly WEEKDAY Speeds By Hour (28/10/2019)
Kings Street (School) North
Average Weekly Speeds
MPH
Hour
0
5
10
15
20
25
30
0 1 2 3 4 5 6 7 8 9 10 11 12 13 14 15 16 17 18 19 20 21 22 23

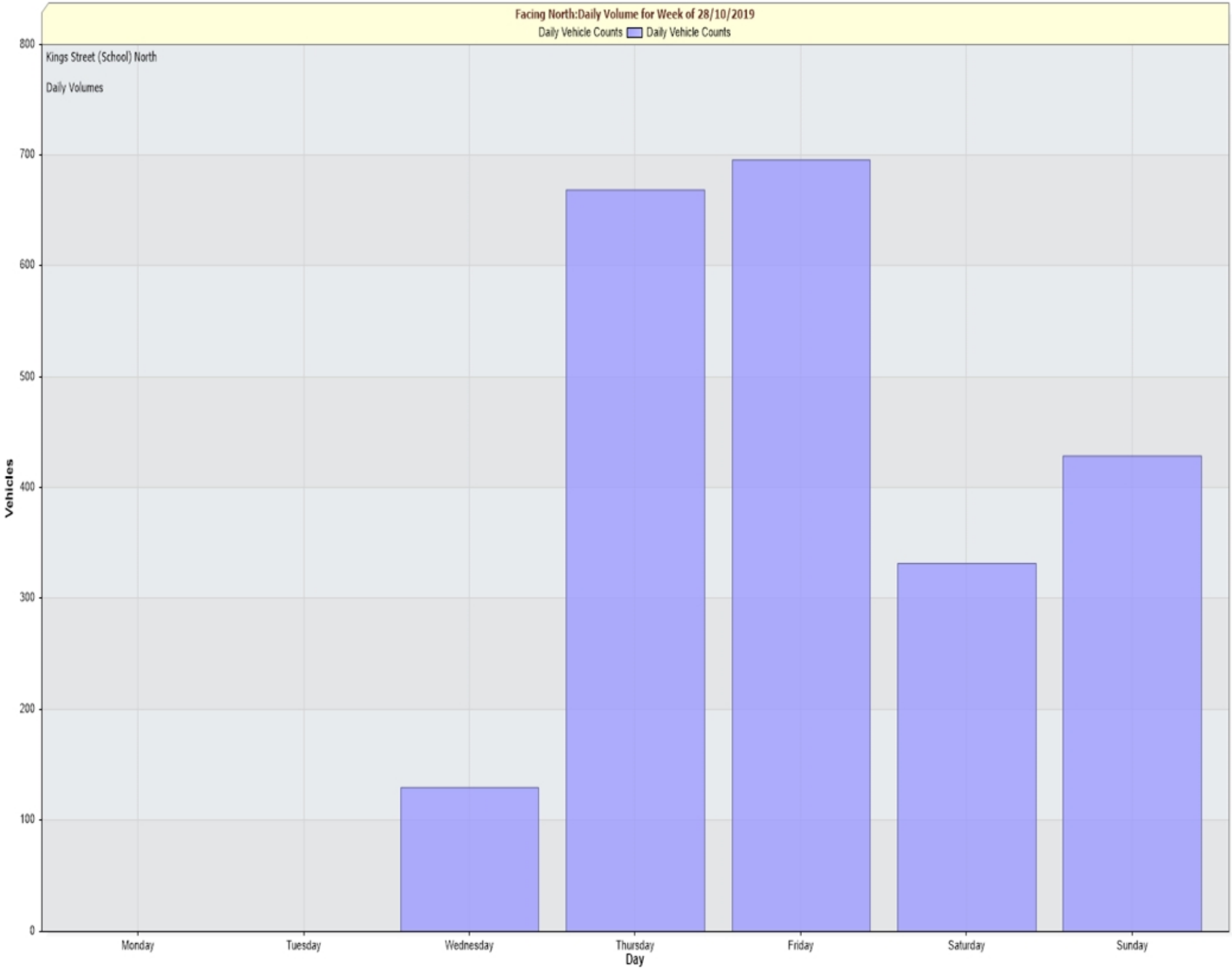
Facing North:Daily Volume for Week of 28/10/2019
Daily Vehicle Counts
Daily Vehicle Counts
Kings Street (School) North
Daily Volumes
Vehicles
800
700
600
500
400
300
200
100
0
Monday
Tuesday
Wednesday
Thursday
Friday
Saturday
Sunday
Day

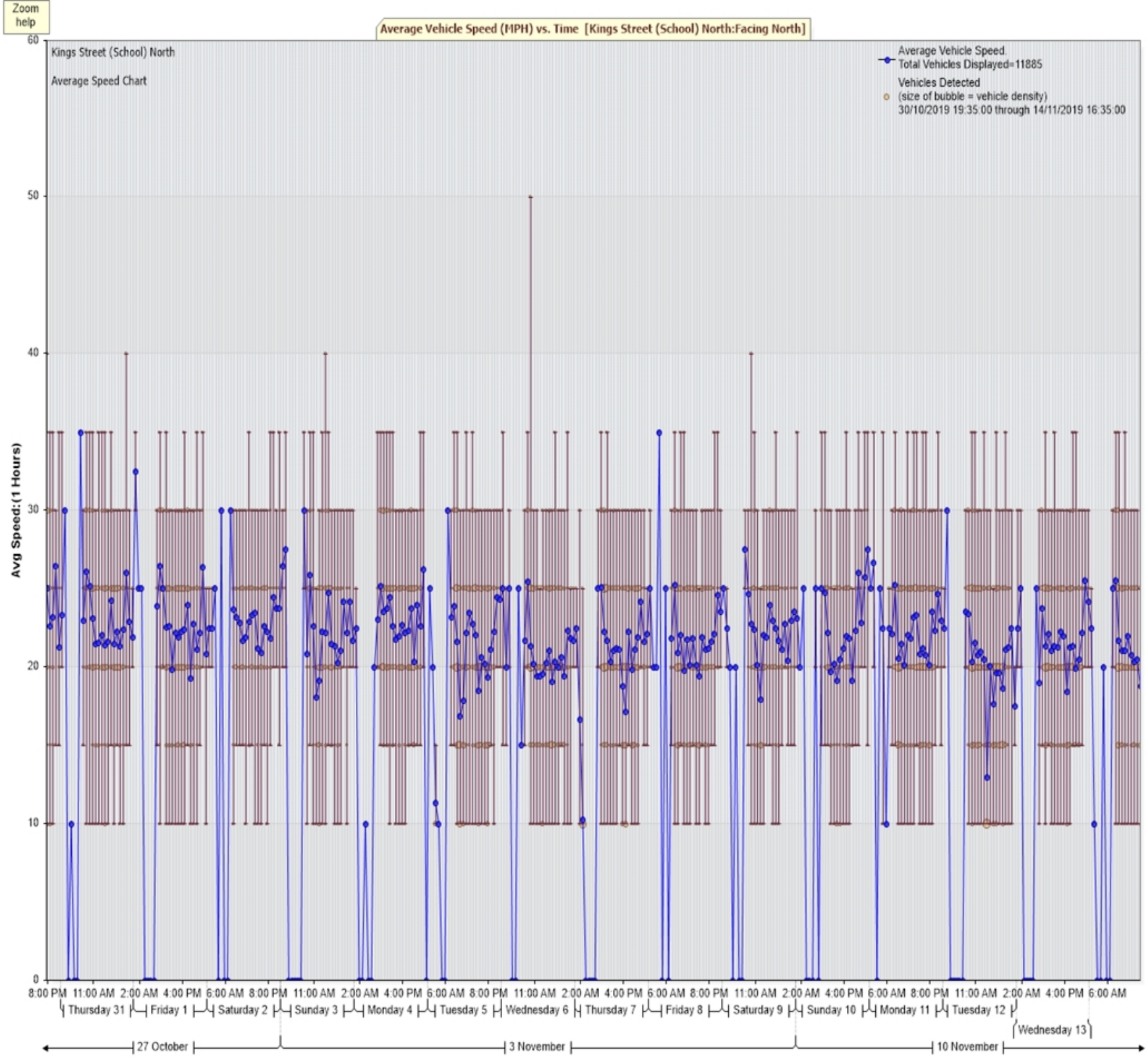
Zoom help
Average Vehicle Speed (MPH) vs. Time [Kings Street (School) North:Facing North]
Kings Street (School) North
Average Speed Chart
Average Vehicle Speed.
Total Vehicles Displayed=11885
Vehicles Detected
(size of bubble = vehicle density)
30/10/2019 19:35:00 through 14/11/2019 16:35:00
Avg Speed:(1 Hours)
60
50
40
30
20
10
0
8:00 PM 11:00 AM 2:00 AM 4:00 PM 6:00 AM 8:00 PM 11:00 AM 2:00 AM 4:00 PM 6:00 AM 8:00 PM 11:00 AM 2:00 AM 4:00 PM 6:00 AM 8:00 PM 11:00 AM 2:00 AM 4:00 PM 6:00 AM 8:00 PM 11:00 AM 2:00 AM 4:00 PM 6:00 AM
Thursday 31
Friday 1
Saturday 2
Sunday 3
Monday 4
Tuesday 5
Wednesday 6
Thursday 7
Friday 8
Saturday 9
Sunday 10
Monday 11
Tuesday 12
Wednesday 13
27 October
3 November
10 November

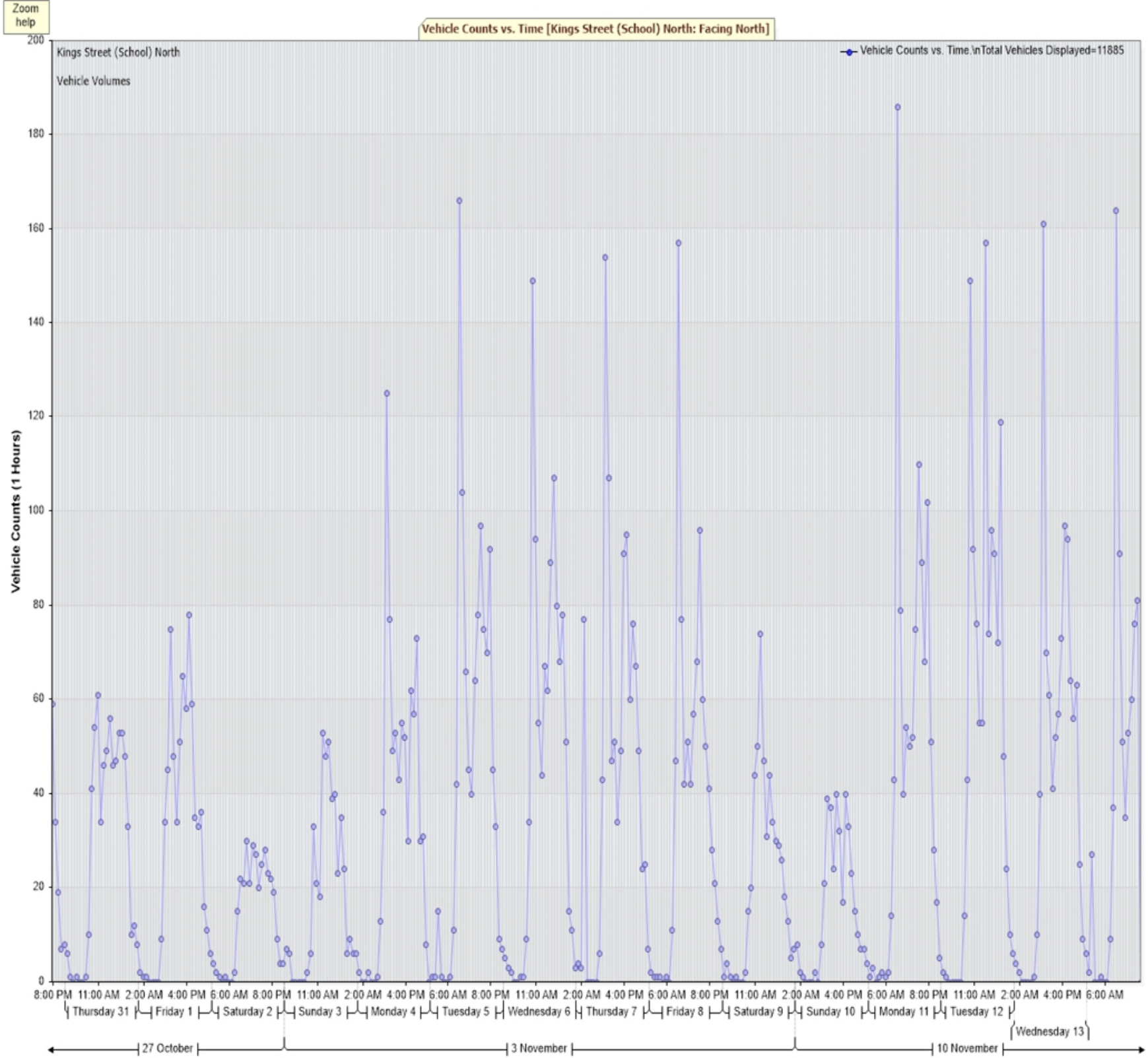
Zoom help
Vehicle Counts vs. Time [Kings Street (School) North: Facing North]
Kings Street (School) North
Vehicle Volumes
Vehicle Counts vs. Time.\nTotal Vehicles Displayed=11885
Vehicle Counts (1 Hours)
0
20
40
60
80
100
120
140
160
180
200
8:00 PM
11:00 AM
2:00 AM
4:00 PM
6:00 AM
Thursday 31
Friday 1
Saturday 2
Sunday 3
Monday 4
Tuesday 5
Wednesday 6
Thursday 7
Friday 8
Saturday 9
Sunday 10
Monday 11
Tuesday 12
Wednesday 13
27 October
3 November
10 November

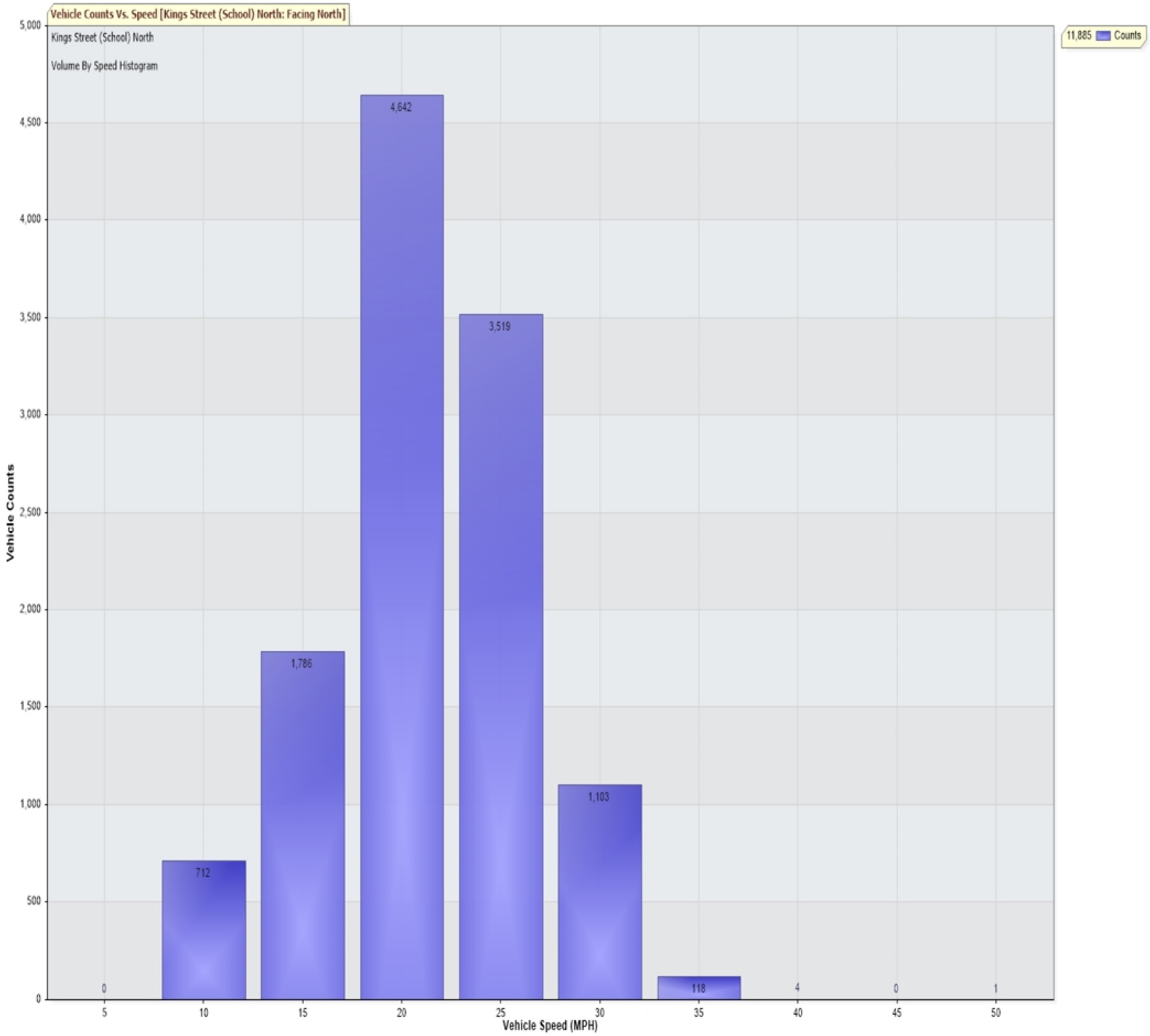
Vehicle Counts Vs. Speed [Kings Street (School) North: Facing North]
Kings Street (School) North
Volume By Speed Histogram
11,885 Counts
Vehicle Counts
5,000
4,500
4,000
3,500
3,000
2,500
2,000
1,500
1,000
500
0
0
712
1,786
4,642
3,519
1,103
118
4
0
1
5
10
15
20
25
30
35
40
45
50
Vehicle Speed (MPH)

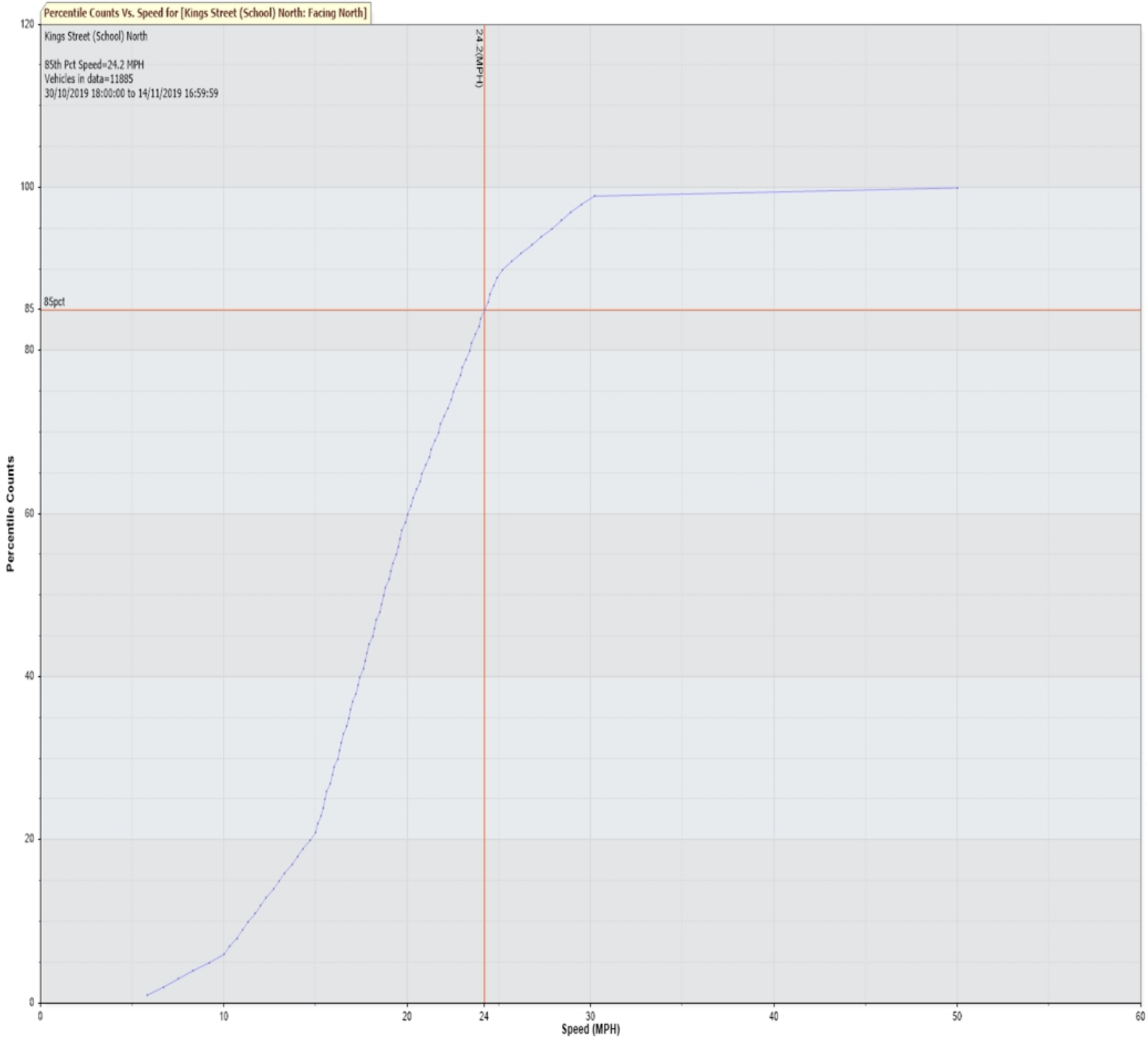
Percentile Counts Vs. Speed for [Kings Street (School) North: Facing North]
Kings Street (School) North
85th Pct Speed=24.2 MPH
Vehicles in data=11885
30/10/2019 18:00:00 to 14/11/2019 16:59:59
24.2(MPH)
85pct
Percentile Counts
Speed (MPH)
0
20
40
60
80
85
100
120
0
10
20
24
30
40
50
60