For Project:	Alton Rd Facing Alton				
Project Notes:					
Location/Name:	Incoming				
Report Generated:	13/09/2020	20:23			
Speed Intervals	5 MPH				
Time Intervals	Instant				
Traffic Report From	15/03/2020	05:00:00	through	16/08/2020	14:59:59
85th Percentile Speed	37.6 MPH				
85th Percentile Vehicles	211842				
Max Speed	85 MPH	on	12/08/2020	09:10:00	
Total Vehicles	249226				
AADT:	1613				

Volumes - weekly counts

	Time	5 Day	7 Day
Average Daily		4334	3835
AM Peak	07:00	334	268
PM Peak	03:00	375	330

Speed

Speed Limit:	30
85th Percentile Speed:	37.6
Average Speed:	29.6

	Monday	Tuesday	Wednesday	Thursday	Friday	Saturday	Sunday
Count over limit	17963	17231	17104	18182	19497	14698	14224
% over limit	45.6	44.6	44.5	47.0	48.8	52.5	54.4
Avg Speeder	35.9	35.9	36.0	36.0	36.0	36.3	36.1

Day/Time Ending	85th pctl (MPH)	85th pctl cnts	Total Cnts	Max Speed	Avg Speeder	% Speeders
15/03/2020 06:00:00 AM	45.0	4	5	60	44.5	100.0%
15/03/2020 07:00:00 AM	41.0	28	33	50	37.1	75.8%
15/03/2020 08:00:00 AM	40.0	46	54	55	37.5	72.2%
15/03/2020 09:00:00 AM	38.7	105	123	50	36.5	48.8%
15/03/2020 10:00:00 AM	39.8	158	186	60	36.6	65.6%
15/03/2020 11:00:00 AM	36.8	218	257	50	35.0	55.3%
15/03/2020 12:00:00 PM	36.7	269	316	55	35.5	46.8%
15/03/2020 01:00:00 PM	37.5	248	292	50	35.9	46.2%
15/03/2020 02:00:00 PM	35.6	216	254	50	35.5	39.0%
15/03/2020 03:00:00 PM	33.0	249	293	50	34.9	23.5%
15/03/2020 04:00:00 PM	36.3	208	245	50	35.3	43.3%
15/03/2020 05:00:00 PM	35.0	196	231	50	34.7	46.3%
15/03/2020 06:00:00 PM	35.4	184	217	50	34.8	48.8%
15/03/2020 07:00:00 PM	38.2	139	164	55	35.9	57.3%
15/03/2020 08:00:00 PM	38.7	103	121	55	35.5	71.9%
15/03/2020 09:00:00 PM	41.6	73	86	55	37.0	84.9%
15/03/2020 10:00:00 PM	44.4	31	37	55	39.2	78.4%
15/03/2020 11:00:00 PM	40.0	26	30	60	36.8	73.3%
16/03/2020 12:00:00 AM	50.0	6	7	55	42.5	85.7%
16/03/2020 01:00:00 AM	40.0	6	7	60	39.2	85.7%
16/03/2020 02:00:00 AM	35.0	4	5	40	34.2	60.0%
16/03/2020 03:00:00 AM	45.0	7	8	55	41.8	87.5%
16/03/2020 04:00:00 AM	35.0	1	1	35	32.5	100.0%
16/03/2020 05:00:00 AM	50.0	13	15	55	41.0	86.7%
16/03/2020 06:00:00 AM	43.7	68	80	60	39.1	73.8%
16/03/2020 07:00:00 AM	37.4	253	298	50	35.9	45.0%
16/03/2020 08:00:00 AM	34.3	513	603	50	34.5	35.2%
16/03/2020 09:00:00 AM	30.6	560	659	45	33.9	16.5%
16/03/2020 10:00:00 AM	35.5	293	345	50	34.8	43.5%
16/03/2020 11:00:00 AM	38.0	264	311	50	36.1	46.9%
16/03/2020 12:00:00 PM	37.0	256	301	55	35.4	48.8%
16/03/2020 01:00:00 PM	37.2	238	280	55	36.3	43.6%
16/03/2020 02:00:00 PM	37.2	259	305	50	35.6	47.2%
16/03/2020 03:00:00 PM	35.8	339	399	65	35.3	43.1%
16/03/2020 04:00:00 PM	36.6	345	406	50	35.3	47.3%
16/03/2020 05:00:00 PM	34.9	503	592	45	34.8	37.8%
16/03/2020 06:00:00 PM	34.8	425	500	50	34.7	39.8%
16/03/2020 07:00:00 PM	35.7	302	355	50	35.0	44.2%
16/03/2020 08:00:00 PM	38.6	174	205	50	36.1	58.0%
16/03/2020 09:00:00 PM	42.5	75	88	55	38.1	73.9%
16/03/2020 10:00:00 PM	42.9	55	65	55	38.9	64.6%
16/03/2020 11:00:00 PM	44.2	31	36	60	39.3	77.8%
17/03/2020 12:00:00 AM	40.0	15	18	50	38.0	61.1%
17/03/2020 01:00:00 AM	50.0	10	12	60	43.0	83.3%
17/03/2020 02:00:00 AM	42.5	14	17	50	38.2	88.2%
17/03/2020 03:00:00 AM	43.3	5	6	45	40.5	83.3%
17/03/2020 04:00:00 AM	40.0	3	3	40	35.0	66.7%
17/03/2020 05:00:00 AM	48.8	10	12	55	42.5	75.0%
17/03/2020 06:00:00 AM	43.9	60	70	55	39.5	72.9%

17/03/2020 07:00:00 AM	38.5	245	288	55	36.1	55.2%
17/03/2020 08:00:00 AM	34.0	504	593	60	34.9	29.3%
17/03/2020 09:00:00 AM	32.5	444	522	55	34.3	23.4%
17/03/2020 10:00:00 AM	35.9	300	353	50	35.4	37.7%
17/03/2020 11:00:00 AM	35.0	246	289	50	34.5	47.8%
17/03/2020 12:00:00 PM	37.0	256	301	50	35.4	46.8%
17/03/2020 01:00:00 PM	37.8	242	285	55	35.9	50.5%
17/03/2020 02:00:00 PM	38.0	249	293	55	36.1	48.5%
17/03/2020 03:00:00 PM	35.0	264	310	45	35.1	38.4%
17/03/2020 04:00:00 PM	34.5	333	392	45	34.5	38.3%
17/03/2020 05:00:00 PM	33.8	488	574	75	34.9	30.7%
17/03/2020 06:00:00 PM	35.5	412	485	50	35.1	37.9%
17/03/2020 07:00:00 PM	36.8	238	280	55	35.5	45.7%
17/03/2020 08:00:00 PM	38.1	166	195	55	36.0	53.3%
17/03/2020 09:00:00 PM	43.3	74	87	55	37.9	74.7%
17/03/2020 10:00:00 PM	43.5	47	55	60	38.5	80.0%
17/03/2020 11:00:00 PM	39.4	32	38	55	38.0	55.3%
18/03/2020 12:00:00 AM	50.0	16	19	55	44.0	89.5%
18/03/2020 01:00:00 AM	45.0	10	12	55	40.2	91.7%
18/03/2020 02:00:00 AM	40.0	5	6	50	38.3	100.0%
18/03/2020 03:00:00 AM	45.0	1	1	45	42.5	100.0%
18/03/2020 04:00:00 AM	35.0	3	4	40	33.8	100.0%
18/03/2020 05:00:00 AM	55.0	8	9	60	43.1	100.0%
18/03/2020 06:00:00 AM	46.5	52	61	60	40.0	85.2%
18/03/2020 07:00:00 AM	38.5	254	299	70	36.8	48.2%
18/03/2020 08:00:00 AM	35.9	399	469	50	36.0	34.1%
18/03/2020 09:00:00 AM	33.1	453	533	45	34.2	26.6%
18/03/2020 10:00:00 AM	34.9	276	325	50	34.6	43.4%
18/03/2020 11:00:00 AM	35.0	260	306	55	35.2	41.8%
18/03/2020 12:00:00 PM	37.8	221	260	50	36.0	45.8%
18/03/2020 01:00:00 PM	37.4	235	277	65	35.6	50.2%
18/03/2020 02:00:00 PM	36.3	283	333	50	35.2	45.0%
18/03/2020 03:00:00 PM	36.2	264	310	50	35.3	41.0%
18/03/2020 04:00:00 PM	35.9	338	398	55	35.1	42.7%
18/03/2020 05:00:00 PM	34.9	457	538	50	35.2	35.5%
18/03/2020 06:00:00 PM	34.6	358	421	50	35.2	33.0%
18/03/2020 07:00:00 PM	37.6	244	287	50	35.8	49.8%
18/03/2020 08:00:00 PM	42.4	139	164	55	37.6	73.8%
18/03/2020 09:00:00 PM	40.0	76	89	50	36.5	71.9%
18/03/2020 10:00:00 PM	42.1	46	54	50	37.6	64.8%
18/03/2020 11:00:00 PM	45.0	20	23	55	39.3	87.0%
19/03/2020 12:00:00 AM	50.0	13	15	55	40.6	86.7%
19/03/2020 01:00:00 AM	47.5	17	20	55	40.2	75.0%
19/03/2020 02:00:00 AM	47.5	6	7	50	40.5	71.4%
19/03/2020 03:00:00 AM	50.0	3	3	50	42.5	100.0%
19/03/2020 04:00:00 AM	40.0	3	4	60	47.5	50.0%
19/03/2020 05:00:00 AM	46.7	9	11	50	41.5	90.9%
19/03/2020 06:00:00 AM	41.1	55	65	55	37.7	67.7%
19/03/2020 07:00:00 AM	38.1	211	248	55	36.0	52.0%
19/03/2020 08:00:00 AM	33.8	372	438	50	34.6	31.7%

19/03/2020 09:00:00 AM	31.8	430	506	45	33.9	20.8%
19/03/2020 10:00:00 AM	34.4	237	279	50	34.6	40.9%
19/03/2020 11:00:00 AM	34.4	243	286	50	34.6	34.3%
19/03/2020 12:00:00 PM	34.5	202	238	45	34.6	37.4%
19/03/2020 01:00:00 PM	35.9	221	260	45	35.0	43.1%
19/03/2020 02:00:00 PM	34.8	225	265	55	35.0	37.4%
19/03/2020 03:00:00 PM	34.5	261	307	45	34.5	40.1%
19/03/2020 04:00:00 PM	35.1	280	329	50	34.5	42.9%
19/03/2020 05:00:00 PM	34.4	428	503	50	35.1	32.4%
19/03/2020 06:00:00 PM	35.3	357	420	50	34.8	41.2%
19/03/2020 07:00:00 PM	38.2	185	218	55	35.8	56.9%
19/03/2020 08:00:00 PM	39.5	121	142	50	36.3	62.7%
19/03/2020 09:00:00 PM	43.1	62	73	65	37.9	75.3%
19/03/2020 10:00:00 PM	42.9	42	50	50	37.5	70.0%
19/03/2020 11:00:00 PM	47.0	22	26	55	41.0	88.5%
20/03/2020 12:00:00 AM	43.8	19	22	55	38.4	72.7%
20/03/2020 01:00:00 AM	47.5	7	8	50	40.4	87.5%
20/03/2020 02:00:00 AM	40.0	5	6	45	36.5	83.3%
20/03/2020 03:00:00 AM	45.0	4	5	50	39.5	100.0%
20/03/2020 04:00:00 AM	40.0	6	7	45	37.5	57.1%
20/03/2020 05:00:00 AM	52.5	8	10	65	44.2	90.0%
20/03/2020 06:00:00 AM	42.5	53	62	55	38.3	67.7%
20/03/2020 07:00:00 AM	38.7	230	271	55	36.9	49.1%
20/03/2020 08:00:00 AM	35.4	367	432	75	36.4	32.6%
20/03/2020 09:00:00 AM	33.8	353	415	50	34.9	28.2%
20/03/2020 10:00:00 AM	34.7	269	316	50	34.7	40.2%
20/03/2020 11:00:00 AM	34.9	223	262	45	34.8	40.5%
20/03/2020 12:00:00 PM	37.5	316	372	50	35.5	53.8%
20/03/2020 01:00:00 PM	34.9	334	393	50	34.5	45.0%
20/03/2020 02:00:00 PM	37.4	266	313	50	36.0	45.0%
20/03/2020 03:00:00 PM	34.6	347	408	45	35.1	33.3%
20/03/2020 04:00:00 PM	35.7	312	367	45	35.3	39.5%
20/03/2020 05:00:00 PM	34.3	406	478	45	34.3	36.8%
20/03/2020 06:00:00 PM	37.4	274	322	50	36.0	43.5%
20/03/2020 07:00:00 PM	38.2	161	189	50	36.0	52.9%
20/03/2020 08:00:00 PM	39.8	138	162	60	37.1	58.6%
20/03/2020 09:00:00 PM	41.7	65	76	55	37.8	61.8%
20/03/2020 10:00:00 PM	44.0	37	44	65	39.1	70.5%
20/03/2020 11:00:00 PM	43.8	17	20	55	37.8	90.0%
21/03/2020 12:00:00 AM	40.0	11	13	50	38.1	69.2%
21/03/2020 01:00:00 AM	43.3	14	16	55	38.3	75.0%
21/03/2020 02:00:00 AM	45.0	3	4	50	42.5	75.0%
21/03/2020 03:00:00 AM	40.0	3	3	40	34.2	100.0%
21/03/2020 04:00:00 AM	40.0	3	3	40	37.5	33.3%
21/03/2020 05:00:00 AM	47.5	9	11	55	41.4	81.8%
21/03/2020 06:00:00 AM	43.6	18	21	55	39.4	76.2%
21/03/2020 07:00:00 AM	43.3	48	57	60	38.5	82.5%
21/03/2020 08:00:00 AM	39.0	106	125	50	36.1	58.4%
21/03/2020 09:00:00 AM	40.0	139	163	50	37.0	61.3%
21/03/2020 10:00:00 AM	38.5	154	181	50	36.2	51.4%

21/03/2020 11:00:00 AM	38.5	192	226	50	36.5	50.9%
21/03/2020 12:00:00 PM	37.9	217	255	55	35.6	56.5%
21/03/2020 01:00:00 PM	38.4	218	256	50	35.7	62.5%
21/03/2020 02:00:00 PM	38.3	230	271	55	36.0	53.9%
21/03/2020 03:00:00 PM	35.6	186	219	55	35.2	42.5%
21/03/2020 04:00:00 PM	38.1	205	241	50	35.8	54.8%
21/03/2020 05:00:00 PM	36.9	188	221	50	35.1	52.9%
21/03/2020 06:00:00 PM	36.7	162	190	55	35.7	42.1%
21/03/2020 07:00:00 PM	39.3	120	141	55	36.9	51.8%
21/03/2020 08:00:00 PM	41.5	65	77	60	38.0	68.8%
21/03/2020 09:00:00 PM	45.0	48	56	60	40.1	67.9%
21/03/2020 10:00:00 PM	43.3	29	34	60	38.3	88.2%
21/03/2020 11:00:00 PM	42.5	20	24	50	37.5	70.8%
22/03/2020 12:00:00 AM	45.0	9	11	55	40.0	72.7%
22/03/2020 01:00:00 AM	45.0	9	11	50	40.0	72.7%
22/03/2020 02:00:00 AM	40.0	3	4	60	42.5	100.0%
22/03/2020 03:00:00 AM	0.0	0	0	0	0.0	0.0%
22/03/2020 04:00:00 AM	65.0	3	3	65	45.8	100.0%
22/03/2020 05:00:00 AM	50.0	5	6	55	41.7	100.0%
22/03/2020 06:00:00 AM	46.7	12	14	50	40.4	100.0%
22/03/2020 07:00:00 AM	42.5	23	27	55	38.4	59.3%
22/03/2020 08:00:00 AM	38.1	35	41	45	36.2	46.3%
22/03/2020 09:00:00 AM	40.0	60	71	50	36.6	73.2%
22/03/2020 10:00:00 AM	40.5	107	126	60	37.3	64.3%
22/03/2020 11:00:00 AM	38.4	149	175	45	35.9	54.9%
22/03/2020 12:00:00 PM	38.1	195	229	50	35.7	54.1%
22/03/2020 01:00:00 PM	38.1	196	231	60	35.6	58.0%
22/03/2020 02:00:00 PM	38.3	202	238	50	35.8	58.0%
22/03/2020 03:00:00 PM	38.2	171	201	50	35.6	59.2%
22/03/2020 04:00:00 PM	37.8	197	232	60	36.0	50.4%
22/03/2020 05:00:00 PM	37.5	150	177	50	35.7	50.8%
22/03/2020 06:00:00 PM	38.5	129	152	50	35.9	58.6%
22/03/2020 07:00:00 PM	40.6	115	135	55	37.3	59.3%
22/03/2020 08:00:00 PM	45.0	82	97	60	39.3	78.4%
22/03/2020 09:00:00 PM	44.3	41	48	55	39.2	66.7%
22/03/2020 10:00:00 PM	48.6	26	30	60	41.3	83.3%
22/03/2020 11:00:00 PM	45.0	21	25	60	40.4	84.0%
23/03/2020 12:00:00 AM	45.0	5	6	50	39.2	100.0%
23/03/2020 01:00:00 AM	50.0	3	3	50	37.5	100.0%
23/03/2020 02:00:00 AM	45.0	2	2	45	40.0	100.0%
23/03/2020 03:00:00 AM	40.0	2	2	40	35.0	100.0%
23/03/2020 04:00:00 AM	40.0	2	2	40	37.5	100.0%
23/03/2020 05:00:00 AM	52.5	11	13	65	44.4	100.0%
23/03/2020 06:00:00 AM	47.2	52	61	60	41.2	75.4%
23/03/2020 07:00:00 AM	39.2	200	235	50	36.5	56.2%
23/03/2020 08:00:00 AM	36.2	337	396	50	35.3	41.4%
23/03/2020 09:00:00 AM	35.5	301	354	45	34.9	40.1%
23/03/2020 10:00:00 AM	36.9	218	257	50	35.2	50.6%
23/03/2020 11:00:00 AM	39.6	181	213	70	37.0	56.8%
23/03/2020 12:00:00 PM	38.2	178	209	50	36.0	53.1%

23/03/2020 01:00:00 PM	38.2	196	231	55	35.7	58.0%
23/03/2020 02:00:00 PM	37.8	213	251	60	35.9	52.2%
23/03/2020 03:00:00 PM	36.4	216	254	65	35.1	50.8%
23/03/2020 04:00:00 PM	38.7	230	270	55	36.0	56.7%
23/03/2020 05:00:00 PM	37.1	346	407	50	36.1	41.5%
23/03/2020 06:00:00 PM	37.5	271	319	60	35.8	49.8%
23/03/2020 07:00:00 PM	38.0	152	179	60	36.1	52.5%
23/03/2020 08:00:00 PM	39.8	78	92	55	37.1	69.6%
23/03/2020 09:00:00 PM	45.0	38	45	50	40.0	71.1%
23/03/2020 10:00:00 PM	43.3	36	42	55	38.8	66.7%
23/03/2020 11:00:00 PM	45.0	17	20	55	39.6	85.0%
24/03/2020 12:00:00 AM	50.0	13	15	55	42.5	80.0%
24/03/2020 01:00:00 AM	45.0	8	9	60	42.5	55.6%
24/03/2020 02:00:00 AM	40.0	3	4	45	37.5	75.0%
24/03/2020 03:00:00 AM	0.0	0	0	0	0.0	0.0%
24/03/2020 04:00:00 AM	50.0	3	3	50	40.8	100.0%
24/03/2020 05:00:00 AM	48.3	11	13	60	42.1	100.0%
24/03/2020 06:00:00 AM	42.8	40	47	50	38.0	66.0%
24/03/2020 07:00:00 AM	39.8	159	187	55	37.4	60.4%
24/03/2020 08:00:00 AM	37.0	248	292	50	35.6	45.5%
24/03/2020 09:00:00 AM	37.7	191	225	45	35.6	50.2%
24/03/2020 10:00:00 AM	39.1	152	179	50	36.7	52.5%
24/03/2020 11:00:00 AM	35.0	142	167	50	34.8	42.5%
24/03/2020 12:00:00 PM	38.3	152	179	50	36.1	54.2%
24/03/2020 01:00:00 PM	40.3	114	134	55	37.1	61.2%
24/03/2020 02:00:00 PM	40.0	146	172	55	36.9	62.8%
24/03/2020 03:00:00 PM	39.4	137	161	55	36.4	62.7%
24/03/2020 04:00:00 PM	38.6	175	206	55	36.1	60.7%
24/03/2020 05:00:00 PM	38.6	244	287	50	35.6	61.7%
24/03/2020 06:00:00 PM	39.0	201	236	55	36.5	57.6%
24/03/2020 07:00:00 PM	38.8	105	124	60	36.4	61.3%
24/03/2020 08:00:00 PM	45.0	65	77	60	38.9	67.5%
24/03/2020 09:00:00 PM	44.6	31	36	70	40.2	88.9%
24/03/2020 10:00:00 PM	55.0	14	16	70	43.2	87.5%
24/03/2020 11:00:00 PM	47.5	17	20	55	39.8	75.0%
25/03/2020 12:00:00 AM	47.5	5	6	50	40.0	100.0%
25/03/2020 01:00:00 AM	52.5	4	5	55	47.5	80.0%
25/03/2020 02:00:00 AM	40.0	1	1	40	37.5	100.0%
25/03/2020 03:00:00 AM	40.0	3	4	50	38.8	100.0%
25/03/2020 04:00:00 AM	40.0	4	5	45	36.5	100.0%
25/03/2020 05:00:00 AM	50.0	5	6	60	41.7	100.0%
25/03/2020 06:00:00 AM	47.5	35	41	55	41.2	85.4%
25/03/2020 07:00:00 AM	43.7	122	143	55	38.8	67.1%
25/03/2020 08:00:00 AM	36.5	202	238	55	35.5	46.2%
25/03/2020 09:00:00 AM	38.3	162	191	55	36.3	49.7%
25/03/2020 10:00:00 AM	38.9	116	137	50	36.3	62.8%
25/03/2020 11:00:00 AM	38.6	115	135	50	36.0	60.7%
25/03/2020 12:00:00 PM	39.6	146	172	50	37.0	52.9%
25/03/2020 01:00:00 PM	38.8	145	171	60	36.6	49.1%
25/03/2020 02:00:00 PM	39.9	146	172	50	36.7	63.4%

25/03/2020 03:00:00 PM	39.1	134	158	80	36.6	60.1%
25/03/2020 04:00:00 PM	38.9	144	169	50	36.2	59.8%
25/03/2020 05:00:00 PM	38.7	233	274	50	36.4	54.0%
25/03/2020 06:00:00 PM	39.5	173	204	50	36.4	64.2%
25/03/2020 07:00:00 PM	39.2	114	134	55	36.3	61.2%
25/03/2020 08:00:00 PM	42.5	60	70	65	38.0	75.7%
25/03/2020 09:00:00 PM	43.8	24	28	60	39.4	64.3%
25/03/2020 10:00:00 PM	45.0	19	22	55	39.0	77.3%
25/03/2020 11:00:00 PM	48.3	14	16	60	41.3	81.3%
26/03/2020 12:00:00 AM	47.5	9	11	55	41.3	72.7%
26/03/2020 01:00:00 AM	50.0	8	9	55	41.7	66.7%
26/03/2020 02:00:00 AM	50.0	4	5	55	41.5	100.0%
26/03/2020 03:00:00 AM	40.0	1	1	40	37.5	100.0%
26/03/2020 04:00:00 AM	45.0	2	2	45	40.0	100.0%
26/03/2020 05:00:00 AM	48.3	8	10	55	42.0	100.0%
26/03/2020 06:00:00 AM	47.5	31	37	55	41.9	73.0%
26/03/2020 07:00:00 AM	41.8	111	131	55	37.6	65.6%
26/03/2020 08:00:00 AM	38.2	190	223	55	36.1	50.7%
26/03/2020 09:00:00 AM	38.5	150	176	50	35.9	53.4%
26/03/2020 10:00:00 AM	35.5	134	158	50	35.2	39.9%
26/03/2020 11:00:00 AM	37.0	128	150	55	35.8	44.0%
26/03/2020 12:00:00 PM	39.0	151	178	65	36.8	53.9%
26/03/2020 01:00:00 PM	37.8	114	134	50	35.5	54.5%
26/03/2020 02:00:00 PM	39.0	144	170	55	36.9	47.6%
26/03/2020 03:00:00 PM	37.7	139	164	50	35.5	55.5%
26/03/2020 04:00:00 PM	39.2	141	166	50	36.4	56.6%
26/03/2020 05:00:00 PM	38.3	235	277	80	36.3	53.4%
26/03/2020 06:00:00 PM	39.3	169	199	55	36.7	55.8%
26/03/2020 07:00:00 PM	40.0	92	108	55	38.0	47.2%
26/03/2020 08:00:00 PM	40.0	58	68	50	37.4	58.8%
26/03/2020 09:00:00 PM	45.0	30	35	55	40.1	71.4%
26/03/2020 10:00:00 PM	45.0	9	11	70	43.0	90.9%
26/03/2020 11:00:00 PM	45.0	9	11	55	42.0	100.0%
27/03/2020 12:00:00 AM	45.0	11	13	50	39.6	92.3%
27/03/2020 01:00:00 AM	42.5	3	4	45	40.0	100.0%
27/03/2020 02:00:00 AM	40.0	4	5	50	38.5	100.0%
27/03/2020 03:00:00 AM	65.0	3	3	65	50.8	100.0%
27/03/2020 04:00:00 AM	37.5	3	4	40	37.5	50.0%
27/03/2020 05:00:00 AM	47.5	9	11	50	40.7	100.0%
27/03/2020 06:00:00 AM	43.8	29	34	50	38.8	67.6%
27/03/2020 07:00:00 AM	42.4	110	130	60	38.3	60.0%
27/03/2020 08:00:00 AM	38.0	194	228	55	36.0	50.9%
27/03/2020 09:00:00 AM	37.3	154	181	55	35.6	47.0%
27/03/2020 10:00:00 AM	38.9	122	143	55	36.0	55.2%
27/03/2020 11:00:00 AM	37.6	146	172	50	35.6	51.2%
27/03/2020 12:00:00 PM	37.6	174	205	50	35.9	47.8%
27/03/2020 01:00:00 PM	38.6	198	233	55	36.4	50.6%
27/03/2020 02:00:00 PM	40.0	136	160	60	37.3	63.8%
27/03/2020 03:00:00 PM	38.2	166	195	50	35.8	55.9%
27/03/2020 04:00:00 PM	38.6	146	172	50	36.2	55.2%

27/03/2020 05:00:00 PM	40.7	167	196	65	37.6	60.2%
27/03/2020 06:00:00 PM	40.8	156	184	55	37.0	60.3%
27/03/2020 07:00:00 PM	40.5	83	98	75	37.8	63.3%
27/03/2020 08:00:00 PM	42.5	64	75	60	38.1	60.0%
27/03/2020 09:00:00 PM	47.5	27	32	60	41.5	65.6%
27/03/2020 10:00:00 PM	55.0	10	12	60	44.2	100.0%
27/03/2020 11:00:00 PM	50.0	11	13	60	41.3	92.3%
28/03/2020 12:00:00 AM	52.5	4	5	55	41.5	100.0%
28/03/2020 01:00:00 AM	40.0	1	1	40	37.5	100.0%
28/03/2020 02:00:00 AM	0.0	0	0	0	0.0	0.0%
28/03/2020 03:00:00 AM	42.5	5	6	45	40.0	66.7%
28/03/2020 04:00:00 AM	35.0	2	2	35	32.5	50.0%
28/03/2020 05:00:00 AM	45.0	6	7	50	38.9	100.0%
28/03/2020 06:00:00 AM	47.0	17	20	50	40.2	75.0%
28/03/2020 07:00:00 AM	40.0	26	30	70	37.7	70.0%
28/03/2020 08:00:00 AM	40.0	42	50	60	37.2	76.0%
28/03/2020 09:00:00 AM	40.6	65	76	50	37.6	61.8%
28/03/2020 10:00:00 AM	39.0	74	87	50	36.0	64.4%
28/03/2020 11:00:00 AM	39.8	82	96	50	37.0	61.5%
28/03/2020 12:00:00 PM	41.8	94	110	50	37.4	71.8%
28/03/2020 01:00:00 PM	41.5	86	101	55	37.4	68.3%
28/03/2020 02:00:00 PM	39.7	86	101	55	36.9	66.3%
28/03/2020 03:00:00 PM	39.0	86	101	55	36.5	64.4%
28/03/2020 04:00:00 PM	41.7	69	81	55	37.1	71.6%
28/03/2020 05:00:00 PM	42.2	55	65	50	37.4	70.8%
28/03/2020 06:00:00 PM	39.0	50	59	50	36.6	55.9%
28/03/2020 07:00:00 PM	41.5	54	64	50	37.9	60.9%
28/03/2020 08:00:00 PM	43.1	28	33	65	39.9	69.7%
28/03/2020 09:00:00 PM	46.0	26	31	55	39.1	90.3%
28/03/2020 10:00:00 PM	44.0	15	18	50	40.8	66.7%
28/03/2020 11:00:00 PM	45.0	3	3	45	40.0	66.7%
29/03/2020 12:00:00 AM	40.0	3	4	50	38.8	100.0%
29/03/2020 01:00:00 AM	50.0	3	3	50	42.5	100.0%
29/03/2020 02:00:00 AM	45.0	1	1	45	42.5	100.0%
29/03/2020 03:00:00 AM	45.0	3	3	45	35.8	100.0%
29/03/2020 04:00:00 AM	40.0	2	2	40	37.5	100.0%
29/03/2020 05:00:00 AM	47.5	8	10	55	41.0	100.0%
29/03/2020 06:00:00 AM	45.0	11	13	50	40.0	61.5%
29/03/2020 07:00:00 AM	44.0	20	23	55	38.1	78.3%
29/03/2020 08:00:00 AM	39.1	23	27	45	35.8	85.2%
29/03/2020 09:00:00 AM	40.8	37	43	50	36.2	79.1%
29/03/2020 10:00:00 AM	37.1	38	45	50	34.9	64.4%
29/03/2020 11:00:00 AM	39.4	61	72	45	36.1	65.3%
29/03/2020 12:00:00 PM	39.4	75	88	50	36.3	68.2%
29/03/2020 01:00:00 PM	39.4	54	63	45	36.0	73.0%
29/03/2020 02:00:00 PM	39.5	61	72	55	36.6	70.8%
29/03/2020 03:00:00 PM	43.0	54	63	60	38.6	58.7%
29/03/2020 04:00:00 PM	41.1	47	55	50	37.2	60.0%
29/03/2020 05:00:00 PM	39.6	52	61	50	36.4	62.3%
29/03/2020 06:00:00 PM	39.7	47	55	50	36.9	63.6%

29/03/2020 07:00:00 PM	38.3	42	50	50	37.1	46.0%
29/03/2020 08:00:00 PM	42.5	21	25	55	37.5	80.0%
29/03/2020 09:00:00 PM	42.5	12	14	45	38.5	71.4%
29/03/2020 10:00:00 PM	50.0	4	5	55	44.2	60.0%
29/03/2020 11:00:00 PM	50.0	3	3	50	42.5	66.7%
30/03/2020 12:00:00 AM	50.0	2	2	50	45.0	100.0%
30/03/2020 01:00:00 AM	40.0	2	2	40	37.5	100.0%
30/03/2020 02:00:00 AM	35.0	1	1	35	32.5	100.0%
30/03/2020 03:00:00 AM	40.0	1	1	40	37.5	100.0%
30/03/2020 04:00:00 AM	42.5	9	11	50	37.0	90.9%
30/03/2020 05:00:00 AM	46.4	34	40	55	40.2	77.5%
30/03/2020 06:00:00 AM	41.2	103	121	50	37.3	67.8%
30/03/2020 07:00:00 AM	37.7	149	175	50	36.3	44.0%
30/03/2020 08:00:00 AM	38.4	135	159	50	36.2	53.5%
30/03/2020 09:00:00 AM	38.2	104	122	50	35.6	56.6%
30/03/2020 10:00:00 AM	38.8	108	127	45	36.6	47.2%
30/03/2020 11:00:00 AM	35.6	122	143	50	35.0	42.7%
30/03/2020 12:00:00 PM	39.4	113	133	50	36.9	49.6%
30/03/2020 01:00:00 PM	38.0	126	148	55	35.9	51.4%
30/03/2020 02:00:00 PM	37.6	135	159	55	36.2	44.0%
30/03/2020 03:00:00 PM	40.3	138	162	55	37.1	55.6%
30/03/2020 04:00:00 PM	39.2	217	255	50	36.2	58.8%
30/03/2020 05:00:00 PM	37.2	164	193	50	35.2	52.8%
30/03/2020 06:00:00 PM	40.0	72	85	50	36.7	62.4%
30/03/2020 07:00:00 PM	40.0	47	55	50	36.6	69.1%
30/03/2020 08:00:00 PM	45.0	47	55	65	39.3	74.5%
30/03/2020 09:00:00 PM	42.5	18	21	55	38.8	76.2%
30/03/2020 10:00:00 PM	45.0	11	13	60	39.3	84.6%
30/03/2020 11:00:00 PM	49.3	12	14	60	44.8	78.6%
31/03/2020 12:00:00 AM	45.0	6	7	50	38.3	85.7%
31/03/2020 01:00:00 AM	42.5	5	6	45	36.5	83.3%
31/03/2020 02:00:00 AM	40.0	3	3	40	34.2	100.0%
31/03/2020 03:00:00 AM	35.0	4	5	45	37.5	40.0%
31/03/2020 04:00:00 AM	55.0	8	9	60	42.5	88.9%
31/03/2020 05:00:00 AM	46.7	29	34	55	39.9	79.4%
31/03/2020 06:00:00 AM	38.6	105	123	50	36.2	56.9%
31/03/2020 07:00:00 AM	38.6	164	193	50	36.4	53.4%
31/03/2020 08:00:00 AM	37.3	139	164	50	35.6	50.6%
31/03/2020 09:00:00 AM	38.7	116	137	50	36.0	57.7%
31/03/2020 10:00:00 AM	40.7	94	111	55	36.7	65.8%
31/03/2020 11:00:00 AM	39.1	107	126	55	36.6	57.1%
31/03/2020 12:00:00 PM	37.7	143	168	55	35.6	53.0%
31/03/2020 01:00:00 PM	39.2	92	108	50	36.7	51.9%
31/03/2020 02:00:00 PM	38.6	123	145	50	36.2	61.4%
31/03/2020 03:00:00 PM	37.8	149	175	50	35.8	52.6%
31/03/2020 04:00:00 PM	39.1	198	233	50	36.4	55.4%
31/03/2020 05:00:00 PM	39.7	185	218	55	36.6	61.0%
31/03/2020 06:00:00 PM	39.5	82	97	60	36.8	62.9%
31/03/2020 07:00:00 PM	42.7	53	62	60	38.1	77.4%
31/03/2020 08:00:00 PM	42.5	31	37	60	38.7	81.1%

31/03/2020 09:00:00 PM	45.0	21	25	50	40.3	80.0%
31/03/2020 10:00:00 PM	47.5	15	18	55	40.5	83.3%
31/03/2020 11:00:00 PM	45.0	13	15	55	39.6	80.0%
01/04/2020 12:00:00 AM	50.0	7	8	60	43.1	100.0%
01/04/2020 01:00:00 AM	40.0	3	3	40	34.2	100.0%
01/04/2020 02:00:00 AM	45.0	3	3	45	37.5	66.7%
01/04/2020 03:00:00 AM	45.0	2	2	45	37.5	100.0%
01/04/2020 04:00:00 AM	49.0	10	12	55	44.5	83.3%
01/04/2020 05:00:00 AM	45.8	33	39	60	40.0	66.7%
01/04/2020 06:00:00 AM	40.9	89	105	60	37.8	61.9%
01/04/2020 07:00:00 AM	37.5	207	243	50	36.1	45.3%
01/04/2020 08:00:00 AM	36.8	140	165	50	35.6	49.7%
01/04/2020 09:00:00 AM	37.5	110	130	50	36.2	43.8%
01/04/2020 10:00:00 AM	38.9	99	117	50	35.7	65.8%
01/04/2020 11:00:00 AM	38.5	121	142	50	35.9	57.0%
01/04/2020 12:00:00 PM	39.1	122	144	50	36.2	65.3%
01/04/2020 01:00:00 PM	38.0	138	162	55	36.0	53.1%
01/04/2020 02:00:00 PM	38.9	122	143	55	36.0	62.2%
01/04/2020 03:00:00 PM	40.0	131	154	65	37.0	66.2%
01/04/2020 04:00:00 PM	38.1	221	260	55	35.8	53.1%
01/04/2020 05:00:00 PM	39.2	177	208	50	36.4	56.7%
01/04/2020 06:00:00 PM	40.0	73	86	60	37.5	65.1%
01/04/2020 07:00:00 PM	41.1	54	63	50	36.8	55.6%
01/04/2020 08:00:00 PM	41.7	18	21	50	37.2	71.4%
01/04/2020 09:00:00 PM	48.8	17	20	60	42.5	65.0%
01/04/2020 10:00:00 PM	48.8	14	16	55	40.7	87.5%
01/04/2020 11:00:00 PM	50.0	6	7	55	40.8	85.7%
02/04/2020 12:00:00 AM	47.5	8	9	50	40.8	100.0%
02/04/2020 01:00:00 AM	45.0	11	13	50	38.9	84.6%
02/04/2020 02:00:00 AM	33.3	3	4	35	32.5	75.0%
02/04/2020 03:00:00 AM	40.0	1	1	40	37.5	100.0%
02/04/2020 04:00:00 AM	38.8	9	11	45	36.3	72.7%
02/04/2020 05:00:00 AM	44.0	36	42	65	39.4	76.2%
02/04/2020 06:00:00 AM	42.9	104	122	60	38.1	71.3%
02/04/2020 07:00:00 AM	38.4	163	192	50	36.3	49.0%
02/04/2020 08:00:00 AM	38.7	135	159	55	36.5	52.2%
02/04/2020 09:00:00 AM	38.8	104	122	55	36.5	56.6%
02/04/2020 10:00:00 AM	38.6	91	107	55	35.9	63.6%
02/04/2020 11:00:00 AM	37.8	105	124	50	36.5	42.7%
02/04/2020 12:00:00 PM	38.8	136	160	50	36.7	48.8%
02/04/2020 01:00:00 PM	40.3	111	131	55	36.8	67.9%
02/04/2020 02:00:00 PM	39.1	150	176	50	36.3	62.5%
02/04/2020 03:00:00 PM	38.9	128	150	55	36.8	55.3%
02/04/2020 04:00:00 PM	38.1	218	257	50	35.6	59.9%
02/04/2020 05:00:00 PM	40.2	153	180	60	37.4	63.9%
02/04/2020 06:00:00 PM	39.1	82	97	50	35.9	63.9%
02/04/2020 07:00:00 PM	39.3	56	66	60	36.7	66.7%
02/04/2020 08:00:00 PM	41.0	37	44	55	37.7	65.9%
02/04/2020 09:00:00 PM	50.0	15	18	55	41.3	88.9%
02/04/2020 10:00:00 PM	50.0	7	8	55	42.5	62.5%

02/04/2020 11:00:00 PM	51.7	12	14	55	41.6	78.6%
03/04/2020 12:00:00 AM	42.0	18	21	45	37.5	76.2%
03/04/2020 01:00:00 AM	40.0	3	4	45	36.3	100.0%
03/04/2020 02:00:00 AM	35.0	1	1	35	32.5	100.0%
03/04/2020 03:00:00 AM	62.5	4	5	65	47.5	100.0%
03/04/2020 04:00:00 AM	40.0	4	5	60	41.3	80.0%
03/04/2020 05:00:00 AM	43.0	26	31	50	38.0	71.0%
03/04/2020 06:00:00 AM	42.5	90	106	55	37.6	66.0%
03/04/2020 07:00:00 AM	38.2	178	209	50	36.5	46.9%
03/04/2020 08:00:00 AM	37.3	139	163	50	35.6	47.2%
03/04/2020 09:00:00 AM	37.4	108	127	50	35.4	53.5%
03/04/2020 10:00:00 AM	36.8	135	159	50	35.6	45.3%
03/04/2020 11:00:00 AM	38.4	136	160	50	36.1	56.3%
03/04/2020 12:00:00 PM	39.4	139	163	55	36.6	59.5%
03/04/2020 01:00:00 PM	41.9	159	187	55	37.0	69.0%
03/04/2020 02:00:00 PM	40.8	156	184	50	36.7	68.5%
03/04/2020 03:00:00 PM	38.9	175	206	55	35.9	66.5%
03/04/2020 04:00:00 PM	40.2	159	187	60	37.0	68.4%
03/04/2020 05:00:00 PM	38.4	131	154	55	36.2	55.2%
03/04/2020 06:00:00 PM	41.5	82	96	55	37.7	64.6%
03/04/2020 07:00:00 PM	43.5	76	89	55	38.7	62.9%
03/04/2020 08:00:00 PM	39.4	37	43	50	36.5	55.8%
03/04/2020 09:00:00 PM	39.0	21	25	55	37.5	60.0%
03/04/2020 10:00:00 PM	38.3	11	13	45	36.1	53.8%
03/04/2020 11:00:00 PM	45.0	2	2	45	42.5	50.0%
04/04/2020 12:00:00 AM	50.0	3	3	50	39.2	100.0%
04/04/2020 01:00:00 AM	60.0	1	1	60	57.5	100.0%
04/04/2020 02:00:00 AM	0.0	0	0	0	0.0	0.0%
04/04/2020 03:00:00 AM	35.0	2	2	35	32.5	50.0%
04/04/2020 04:00:00 AM	37.5	3	4	40	35.8	75.0%
04/04/2020 05:00:00 AM	47.5	8	10	70	43.1	90.0%
04/04/2020 06:00:00 AM	43.3	17	20	50	37.8	75.0%
04/04/2020 07:00:00 AM	42.8	46	54	55	39.2	53.7%
04/04/2020 08:00:00 AM	42.5	53	62	55	38.4	69.4%
04/04/2020 09:00:00 AM	40.0	58	68	55	37.2	67.6%
04/04/2020 10:00:00 AM	40.7	87	102	60	36.8	72.5%
04/04/2020 11:00:00 AM	40.9	87	102	50	37.0	59.8%
04/04/2020 12:00:00 PM	42.3	80	94	55	37.7	67.0%
04/04/2020 01:00:00 PM	42.0	86	101	50	37.5	76.2%
04/04/2020 02:00:00 PM	42.3	98	115	55	37.8	65.2%
04/04/2020 03:00:00 PM	40.6	88	104	50	36.4	72.1%
04/04/2020 04:00:00 PM	39.0	80	94	50	36.8	57.4%
04/04/2020 05:00:00 PM	43.6	71	83	70	39.1	73.5%
04/04/2020 06:00:00 PM	42.0	63	74	55	38.1	68.9%
04/04/2020 07:00:00 PM	40.0	37	44	50	36.8	77.3%
04/04/2020 08:00:00 PM	39.4	34	40	60	36.9	67.5%
04/04/2020 09:00:00 PM	47.5	11	13	55	39.0	76.9%
04/04/2020 10:00:00 PM	43.8	9	11	50	39.7	81.8%
04/04/2020 11:00:00 PM	45.0	3	4	50	42.5	75.0%
05/04/2020 12:00:00 AM	35.0	1	1	35	32.5	100.0%

05/04/2020 01:00:00 AM	55.0	1	1	55	52.5	100.0%
05/04/2020 02:00:00 AM	0.0	0	0	0	0.0	0.0%
05/04/2020 03:00:00 AM	0.0	0	0	0	0.0	0.0%
05/04/2020 04:00:00 AM	**No Data**					
05/04/2020 05:00:00 AM	**No Data**					
	.....					
04/07/2020 12:00:00 PM	37.7	62	73	50	36.3	45.2%
04/07/2020 01:00:00 PM	37.9	208	245	50	35.8	52.7%
04/07/2020 02:00:00 PM	38.2	210	247	50	36.1	50.6%
04/07/2020 03:00:00 PM	37.4	190	224	50	35.7	47.3%
04/07/2020 04:00:00 PM	38.5	210	247	55	36.0	55.5%
04/07/2020 05:00:00 PM	39.1	180	212	55	36.7	58.5%
04/07/2020 06:00:00 PM	39.6	139	164	50	36.5	59.8%
04/07/2020 07:00:00 PM	41.8	104	122	60	38.0	67.2%
04/07/2020 08:00:00 PM	41.2	67	79	55	38.3	62.0%
04/07/2020 09:00:00 PM	44.2	33	39	55	39.2	69.2%
04/07/2020 10:00:00 PM	40.8	37	43	50	36.6	76.7%
04/07/2020 11:00:00 PM	42.5	26	30	50	38.3	63.3%
05/07/2020 12:00:00 AM	45.0	17	20	60	40.7	85.0%
05/07/2020 01:00:00 AM	47.5	10	12	55	40.5	83.3%
05/07/2020 02:00:00 AM	50.0	2	2	50	42.5	100.0%
05/07/2020 03:00:00 AM	45.0	3	3	45	37.5	100.0%
05/07/2020 04:00:00 AM	45.0	5	6	55	40.8	100.0%
05/07/2020 05:00:00 AM	55.0	9	11	65	47.0	100.0%
05/07/2020 06:00:00 AM	45.0	18	21	55	38.5	95.2%
05/07/2020 07:00:00 AM	45.0	39	46	60	39.9	80.4%
05/07/2020 08:00:00 AM	42.7	72	85	55	37.5	77.6%
05/07/2020 09:00:00 AM	39.3	124	146	50	36.6	59.6%
05/07/2020 10:00:00 AM	36.9	174	205	50	34.8	57.1%
05/07/2020 11:00:00 AM	37.3	214	252	55	35.6	49.2%
05/07/2020 12:00:00 PM	37.9	221	260	55	35.8	51.2%
05/07/2020 01:00:00 PM	37.7	195	229	50	35.2	58.5%
05/07/2020 02:00:00 PM	37.6	224	264	50	35.9	49.6%
05/07/2020 03:00:00 PM	38.5	199	234	50	36.2	53.8%
05/07/2020 04:00:00 PM	39.8	206	242	60	36.8	60.3%
05/07/2020 05:00:00 PM	38.6	207	244	60	35.8	64.8%
05/07/2020 06:00:00 PM	39.5	168	198	55	36.4	74.2%
05/07/2020 07:00:00 PM	39.4	118	139	55	36.3	69.8%
05/07/2020 08:00:00 PM	39.8	81	95	55	37.1	71.6%
05/07/2020 09:00:00 PM	42.1	48	57	55	36.9	75.4%
05/07/2020 10:00:00 PM	42.1	36	42	50	37.3	73.8%
05/07/2020 11:00:00 PM	50.0	14	16	55	40.4	87.5%
06/07/2020 12:00:00 AM	45.0	4	5	50	43.8	80.0%
06/07/2020 01:00:00 AM	35.0	4	5	50	37.5	60.0%
06/07/2020 02:00:00 AM	45.0	3	3	45	40.8	100.0%
06/07/2020 03:00:00 AM	55.0	3	4	65	48.8	100.0%
06/07/2020 04:00:00 AM	45.0	9	11	50	41.6	100.0%
06/07/2020 05:00:00 AM	47.5	48	56	60	41.1	67.9%
06/07/2020 06:00:00 AM	41.5	172	202	50	37.5	67.3%
06/07/2020 07:00:00 AM	37.9	320	376	50	35.9	50.0%

06/07/2020 08:00:00 AM	35.8	313	368	50	35.0	42.7%
06/07/2020 09:00:00 AM	36.4	233	274	55	35.4	47.4%
06/07/2020 10:00:00 AM	37.9	221	260	50	35.7	51.9%
06/07/2020 11:00:00 AM	37.6	220	259	65	35.5	56.0%
06/07/2020 12:00:00 PM	37.2	234	275	55	35.7	47.3%
06/07/2020 01:00:00 PM	36.9	219	258	55	35.7	47.7%
06/07/2020 02:00:00 PM	37.6	294	346	50	35.6	51.2%
06/07/2020 03:00:00 PM	38.5	309	364	65	36.1	54.9%
06/07/2020 04:00:00 PM	37.7	348	409	50	35.8	48.4%
06/07/2020 05:00:00 PM	37.8	322	379	55	35.9	50.1%
06/07/2020 06:00:00 PM	40.6	177	208	60	37.3	62.5%
06/07/2020 07:00:00 PM	40.6	132	155	55	37.6	54.8%
06/07/2020 08:00:00 PM	41.3	98	115	55	37.1	68.7%
06/07/2020 09:00:00 PM	37.2	49	58	50	35.2	60.3%
06/07/2020 10:00:00 PM	43.3	42	49	50	38.1	73.5%
06/07/2020 11:00:00 PM	45.0	12	14	55	37.5	85.7%
07/07/2020 12:00:00 AM	50.0	19	22	60	42.8	77.3%
07/07/2020 01:00:00 AM	42.5	6	7	45	37.5	100.0%
07/07/2020 02:00:00 AM	46.7	9	11	50	40.0	90.9%
07/07/2020 03:00:00 AM	45.0	1	1	45	42.5	100.0%
07/07/2020 04:00:00 AM	48.0	16	19	60	42.8	84.2%
07/07/2020 05:00:00 AM	46.4	37	44	55	40.2	84.1%
07/07/2020 06:00:00 AM	42.3	207	243	55	38.1	63.8%
07/07/2020 07:00:00 AM	38.2	305	359	65	36.2	52.9%
07/07/2020 08:00:00 AM	34.9	344	405	50	35.0	40.5%
07/07/2020 09:00:00 AM	35.0	217	255	50	35.0	39.2%
07/07/2020 10:00:00 AM	34.5	243	286	45	34.7	35.0%
07/07/2020 11:00:00 AM	36.8	230	270	50	35.2	49.6%
07/07/2020 12:00:00 PM	37.4	268	315	75	35.6	51.4%
07/07/2020 01:00:00 PM	36.8	246	290	50	35.4	49.3%
07/07/2020 02:00:00 PM	36.5	251	295	50	35.4	45.1%
07/07/2020 03:00:00 PM	36.2	326	383	50	35.3	41.3%
07/07/2020 04:00:00 PM	36.8	377	443	50	35.9	42.9%
07/07/2020 05:00:00 PM	38.4	366	431	60	36.3	51.3%
07/07/2020 06:00:00 PM	35.9	206	242	60	35.4	42.1%
07/07/2020 07:00:00 PM	38.7	146	172	55	36.2	59.3%
07/07/2020 08:00:00 PM	39.2	82	97	60	37.2	59.8%
07/07/2020 09:00:00 PM	36.9	54	64	55	35.3	56.3%
07/07/2020 10:00:00 PM	40.8	39	46	55	37.4	73.9%
07/07/2020 11:00:00 PM	48.0	25	29	60	40.0	89.7%
08/07/2020 12:00:00 AM	44.2	13	15	50	39.8	86.7%
08/07/2020 01:00:00 AM	45.0	11	13	55	39.2	92.3%
08/07/2020 02:00:00 AM	43.3	8	9	45	39.5	55.6%
08/07/2020 03:00:00 AM	50.0	12	14	60	42.5	92.9%
08/07/2020 04:00:00 AM	40.0	31	37	55	45.0	21.6%
08/07/2020 05:00:00 AM	39.2	93	109	55	39.0	33.0%
08/07/2020 06:00:00 AM	39.4	165	194	55	36.8	56.7%
08/07/2020 07:00:00 AM	36.6	322	379	50	35.1	47.8%
08/07/2020 08:00:00 AM	34.2	336	395	45	34.1	40.3%
08/07/2020 09:00:00 AM	35.7	231	272	70	35.3	46.0%

08/07/2020 10:00:00 AM	36.2	214	252	50	35.4	42.5%
08/07/2020 11:00:00 AM	36.8	235	276	50	35.3	47.5%
08/07/2020 12:00:00 PM	37.2	241	283	55	35.4	52.3%
08/07/2020 01:00:00 PM	36.4	256	301	55	35.5	44.2%
08/07/2020 02:00:00 PM	37.1	277	326	45	35.3	49.4%
08/07/2020 03:00:00 PM	37.5	299	352	55	35.7	48.6%
08/07/2020 04:00:00 PM	36.1	375	441	55	34.9	48.8%
08/07/2020 05:00:00 PM	37.2	361	425	50	35.5	48.2%
08/07/2020 06:00:00 PM	38.9	215	253	55	36.3	60.5%
08/07/2020 07:00:00 PM	40.0	109	128	50	37.0	60.2%
08/07/2020 08:00:00 PM	40.5	78	92	55	37.0	64.1%
08/07/2020 09:00:00 PM	40.7	62	73	50	36.9	67.1%
08/07/2020 10:00:00 PM	39.2	31	37	55	37.5	54.1%
08/07/2020 11:00:00 PM	36.4	62	73	50	38.3	24.7%
09/07/2020 12:00:00 AM	46.2	14	17	50	40.8	88.2%
09/07/2020 01:00:00 AM	45.0	13	15	50	37.1	93.3%
09/07/2020 02:00:00 AM	50.0	3	3	50	44.2	100.0%
09/07/2020 03:00:00 AM	40.0	6	7	50	40.8	42.9%
09/07/2020 04:00:00 AM	43.8	14	17	50	39.6	70.6%
09/07/2020 05:00:00 AM	45.6	43	51	55	40.7	82.4%
09/07/2020 06:00:00 AM	42.0	167	197	55	37.7	72.6%
09/07/2020 07:00:00 AM	35.0	348	409	50	34.9	45.0%
09/07/2020 08:00:00 AM	36.3	317	373	50	35.1	46.6%
09/07/2020 09:00:00 AM	37.4	218	256	45	35.8	44.9%
09/07/2020 10:00:00 AM	37.3	236	278	50	35.5	50.7%
09/07/2020 11:00:00 AM	36.9	209	246	50	35.5	48.0%
09/07/2020 12:00:00 PM	36.7	244	287	55	35.4	47.0%
09/07/2020 01:00:00 PM	37.1	237	279	50	35.8	46.2%
09/07/2020 02:00:00 PM	37.3	286	337	50	35.3	53.7%
09/07/2020 03:00:00 PM	38.4	302	355	55	36.2	52.7%
09/07/2020 04:00:00 PM	37.2	396	466	65	35.8	45.5%
09/07/2020 05:00:00 PM	38.4	314	370	55	35.9	58.6%
09/07/2020 06:00:00 PM	37.9	227	267	50	35.7	53.2%
09/07/2020 07:00:00 PM	40.0	114	134	50	37.1	55.2%
09/07/2020 08:00:00 PM	39.5	66	78	50	36.9	60.3%
09/07/2020 09:00:00 PM	39.4	69	81	50	36.5	61.7%
09/07/2020 10:00:00 PM	41.0	31	37	50	37.7	67.6%
09/07/2020 11:00:00 PM	46.2	24	28	55	40.1	82.1%
10/07/2020 12:00:00 AM	48.8	20	23	65	41.4	95.7%
10/07/2020 01:00:00 AM	44.0	18	21	55	39.1	76.2%
10/07/2020 02:00:00 AM	55.0	3	3	55	42.5	100.0%
10/07/2020 03:00:00 AM	48.3	10	12	50	42.5	91.7%
10/07/2020 04:00:00 AM	46.7	13	15	50	39.6	80.0%
10/07/2020 05:00:00 AM	47.0	44	52	65	41.0	78.8%
10/07/2020 06:00:00 AM	40.4	164	193	55	36.9	65.3%
10/07/2020 07:00:00 AM	38.0	280	330	50	35.9	50.6%
10/07/2020 08:00:00 AM	35.4	300	353	50	35.5	37.4%
10/07/2020 09:00:00 AM	37.6	235	277	50	35.7	50.9%
10/07/2020 10:00:00 AM	35.7	261	307	50	35.0	41.0%
10/07/2020 11:00:00 AM	34.2	295	347	60	35.3	30.5%

10/07/2020 12:00:00 PM	36.7	323	380	50	35.2	47.4%
10/07/2020 01:00:00 PM	37.5	288	339	70	35.8	49.0%
10/07/2020 02:00:00 PM	36.3	363	427	70	35.2	46.8%
10/07/2020 03:00:00 PM	36.9	298	351	50	35.7	47.9%
10/07/2020 04:00:00 PM	38.2	337	396	70	36.1	51.0%
10/07/2020 05:00:00 PM	36.5	288	339	50	35.8	40.4%
10/07/2020 06:00:00 PM	38.1	222	261	50	35.7	57.9%
10/07/2020 07:00:00 PM	39.7	144	169	55	36.6	60.4%
10/07/2020 08:00:00 PM	41.4	80	94	55	37.7	67.0%
10/07/2020 09:00:00 PM	40.0	48	57	50	36.7	73.7%
10/07/2020 10:00:00 PM	41.2	54	64	70	38.2	65.6%
10/07/2020 11:00:00 PM	38.5	31	36	55	35.4	80.6%
11/07/2020 12:00:00 AM	40.0	5	6	45	38.5	83.3%
11/07/2020 01:00:00 AM	45.0	4	5	50	37.5	100.0%
11/07/2020 02:00:00 AM	50.0	2	2	50	47.5	100.0%
11/07/2020 03:00:00 AM	35.0	4	5	50	37.5	60.0%
11/07/2020 04:00:00 AM	50.0	6	7	65	46.5	71.4%
11/07/2020 05:00:00 AM	49.0	14	16	65	43.4	100.0%
11/07/2020 06:00:00 AM	43.3	49	58	55	38.8	60.3%
11/07/2020 07:00:00 AM	40.3	94	111	50	36.6	62.2%
11/07/2020 08:00:00 AM	38.7	129	152	60	36.3	53.3%
11/07/2020 09:00:00 AM	39.1	171	201	55	36.5	55.7%
11/07/2020 10:00:00 AM	35.5	229	269	50	34.6	44.6%
11/07/2020 11:00:00 AM	35.8	258	303	50	35.1	42.2%
11/07/2020 12:00:00 PM	36.2	264	310	50	34.9	48.1%
11/07/2020 01:00:00 PM	35.7	219	258	50	35.4	39.9%
11/07/2020 02:00:00 PM	37.1	213	251	45	35.1	54.6%
11/07/2020 03:00:00 PM	37.6	218	256	50	35.5	51.6%
11/07/2020 04:00:00 PM	37.2	193	227	55	35.4	53.3%
11/07/2020 05:00:00 PM	37.6	210	247	55	35.5	54.7%
11/07/2020 06:00:00 PM	38.0	190	224	50	35.5	58.0%
11/07/2020 07:00:00 PM	38.7	142	167	55	36.0	58.7%
11/07/2020 08:00:00 PM	38.5	96	113	55	36.3	57.5%
11/07/2020 09:00:00 PM	39.4	66	78	50	36.3	66.7%
11/07/2020 10:00:00 PM	37.8	53	62	45	34.7	72.6%
11/07/2020 11:00:00 PM	42.0	34	40	50	36.6	87.5%
12/07/2020 12:00:00 AM	44.3	18	21	55	39.4	85.7%
12/07/2020 01:00:00 AM	55.0	10	12	70	47.0	91.7%
12/07/2020 02:00:00 AM	50.0	7	8	55	42.5	100.0%
12/07/2020 03:00:00 AM	40.0	8	10	45	36.8	70.0%
12/07/2020 04:00:00 AM	40.0	6	7	55	40.5	71.4%
12/07/2020 05:00:00 AM	45.0	10	12	60	39.2	100.0%
12/07/2020 06:00:00 AM	41.4	37	44	50	37.6	77.3%
12/07/2020 07:00:00 AM	39.6	46	54	55	36.4	66.7%
12/07/2020 08:00:00 AM	41.4	77	91	55	37.5	67.0%
12/07/2020 09:00:00 AM	37.6	118	139	55	35.6	53.2%
12/07/2020 10:00:00 AM	37.1	208	245	55	35.8	45.7%
12/07/2020 11:00:00 AM	36.3	250	294	55	35.3	43.9%
12/07/2020 12:00:00 PM	35.3	235	277	55	35.1	41.2%
12/07/2020 01:00:00 PM	36.7	194	228	50	35.4	46.5%

12/07/2020 02:00:00 PM	34.9	254	299	50	34.6	42.1%
12/07/2020 03:00:00 PM	34.4	224	263	50	34.7	37.3%
12/07/2020 04:00:00 PM	35.1	232	273	45	34.3	50.5%
12/07/2020 05:00:00 PM	36.2	233	274	50	35.1	45.6%
12/07/2020 06:00:00 PM	40.6	177	208	50	36.9	70.2%
12/07/2020 07:00:00 PM	37.6	166	195	55	35.1	63.1%
12/07/2020 08:00:00 PM	40.3	116	137	60	37.1	58.4%
12/07/2020 09:00:00 PM	41.3	84	99	55	37.0	66.7%
12/07/2020 10:00:00 PM	40.8	33	39	55	37.3	71.8%
12/07/2020 11:00:00 PM	45.0	18	21	60	38.8	90.5%
13/07/2020 12:00:00 AM	42.5	6	7	45	37.5	57.1%
13/07/2020 01:00:00 AM	55.0	2	2	55	42.5	100.0%
13/07/2020 02:00:00 AM	45.0	2	2	45	40.0	100.0%
13/07/2020 03:00:00 AM	45.0	3	4	50	43.8	100.0%
13/07/2020 04:00:00 AM	40.0	15	18	60	38.7	72.2%
13/07/2020 05:00:00 AM	43.3	50	59	55	38.4	72.9%
13/07/2020 06:00:00 AM	42.4	170	200	55	38.1	67.0%
13/07/2020 07:00:00 AM	37.5	346	407	55	35.9	49.1%
13/07/2020 08:00:00 AM	36.7	308	362	55	35.5	45.0%
13/07/2020 09:00:00 AM	36.7	228	268	50	35.7	41.8%
13/07/2020 10:00:00 AM	34.6	241	284	60	35.2	33.1%
13/07/2020 11:00:00 AM	34.7	266	313	50	35.3	32.9%
13/07/2020 12:00:00 PM	36.9	235	276	75	36.0	44.2%
13/07/2020 01:00:00 PM	35.2	221	260	50	35.0	40.8%
13/07/2020 02:00:00 PM	36.5	257	302	50	35.2	48.3%
13/07/2020 03:00:00 PM	37.7	276	325	50	35.4	58.8%
13/07/2020 04:00:00 PM	36.9	373	439	55	35.3	49.9%
13/07/2020 05:00:00 PM	36.1	313	368	55	35.5	39.9%
13/07/2020 06:00:00 PM	38.6	201	236	55	36.2	53.8%
13/07/2020 07:00:00 PM	39.5	133	156	50	36.3	62.8%
13/07/2020 08:00:00 PM	38.8	96	113	50	36.0	60.2%
13/07/2020 09:00:00 PM	39.6	69	81	50	36.0	61.7%
13/07/2020 10:00:00 PM	40.7	39	46	50	36.9	71.7%
13/07/2020 11:00:00 PM	9.7	179	211	50	37.0	4.7%
14/07/2020 12:00:00 AM	11.2	116	137	50	37.5	8.8%
14/07/2020 01:00:00 AM	42.5	28	33	50	37.1	81.8%
14/07/2020 02:00:00 AM	40.0	3	4	45	37.5	75.0%
14/07/2020 03:00:00 AM	45.0	3	3	45	39.2	100.0%
14/07/2020 04:00:00 AM	45.0	14	16	55	38.7	81.3%
14/07/2020 05:00:00 AM	45.6	48	56	50	41.1	62.5%
14/07/2020 06:00:00 AM	42.6	171	201	55	38.0	69.2%
14/07/2020 07:00:00 AM	36.6	336	395	50	35.3	46.1%
14/07/2020 08:00:00 AM	34.8	367	432	55	34.8	39.6%
14/07/2020 09:00:00 AM	35.3	242	285	50	34.5	44.9%
14/07/2020 10:00:00 AM	37.0	257	302	50	35.3	51.7%
14/07/2020 11:00:00 AM	35.9	210	247	50	35.0	42.9%
14/07/2020 12:00:00 PM	35.3	231	272	50	35.1	39.0%
14/07/2020 01:00:00 PM	35.4	271	319	50	35.1	39.8%
14/07/2020 02:00:00 PM	36.4	310	365	50	35.5	42.5%
14/07/2020 03:00:00 PM	35.8	298	350	50	35.2	42.6%

14/07/2020 04:00:00 PM	37.1	405	477	55	35.8	45.1%
14/07/2020 05:00:00 PM	37.9	332	390	50	35.7	51.5%
14/07/2020 06:00:00 PM	37.5	212	250	50	35.7	52.0%
14/07/2020 07:00:00 PM	39.4	127	149	50	36.2	53.0%
14/07/2020 08:00:00 PM	38.8	97	114	50	36.4	50.9%
14/07/2020 09:00:00 PM	39.6	74	87	50	36.4	57.5%
14/07/2020 10:00:00 PM	40.7	49	58	55	38.3	63.8%
14/07/2020 11:00:00 PM	46.2	21	25	55	39.5	88.0%
15/07/2020 12:00:00 AM	42.5	21	25	50	38.5	80.0%
15/07/2020 01:00:00 AM	50.0	7	8	65	40.0	100.0%
15/07/2020 02:00:00 AM	35.0	5	6	40	33.5	83.3%
15/07/2020 03:00:00 AM	47.5	8	10	60	40.8	90.0%
15/07/2020 04:00:00 AM	46.7	17	20	55	41.0	65.0%
15/07/2020 05:00:00 AM	43.3	50	59	55	39.1	62.7%
15/07/2020 06:00:00 AM	38.5	192	226	55	36.3	53.5%
15/07/2020 07:00:00 AM	37.8	307	361	65	36.3	46.8%
15/07/2020 08:00:00 AM	35.4	312	367	50	35.3	40.6%
15/07/2020 09:00:00 AM	34.1	253	298	50	33.9	41.6%
15/07/2020 10:00:00 AM	34.8	227	267	50	34.8	45.3%
15/07/2020 11:00:00 AM	34.8	270	318	50	35.5	33.3%
15/07/2020 12:00:00 PM	37.6	249	293	50	35.8	49.1%
15/07/2020 01:00:00 PM	36.8	255	300	50	35.0	54.0%
15/07/2020 02:00:00 PM	36.0	305	359	50	35.1	42.9%
15/07/2020 03:00:00 PM	37.0	304	358	60	35.6	47.5%
15/07/2020 04:00:00 PM	35.0	412	485	50	35.3	35.7%
15/07/2020 05:00:00 PM	36.6	377	443	70	36.0	40.9%
15/07/2020 06:00:00 PM	39.2	222	261	60	36.6	54.4%
15/07/2020 07:00:00 PM	37.1	166	195	50	35.6	48.7%
15/07/2020 08:00:00 PM	37.4	137	161	55	35.8	49.7%
15/07/2020 09:00:00 PM	39.0	78	92	50	36.1	68.5%
15/07/2020 10:00:00 PM	41.5	56	66	60	37.3	75.8%
15/07/2020 11:00:00 PM	43.6	23	27	55	39.2	85.2%
16/07/2020 12:00:00 AM	46.7	14	16	50	40.2	81.3%
16/07/2020 01:00:00 AM	44.0	16	19	50	39.6	89.5%
16/07/2020 02:00:00 AM	37.5	5	6	40	35.0	66.7%
16/07/2020 03:00:00 AM	50.0	3	4	55	47.5	75.0%
16/07/2020 04:00:00 AM	50.0	14	16	65	41.8	87.5%
16/07/2020 05:00:00 AM	44.7	60	71	60	40.4	70.4%
16/07/2020 06:00:00 AM	40.8	178	210	75	37.7	57.6%
16/07/2020 07:00:00 AM	35.8	339	399	50	35.5	37.3%
16/07/2020 08:00:00 AM	34.9	346	407	50	35.0	40.3%
16/07/2020 09:00:00 AM	32.8	271	319	55	34.5	24.5%
16/07/2020 10:00:00 AM	37.0	225	265	55	35.5	47.2%
16/07/2020 11:00:00 AM	35.5	269	316	50	35.2	36.4%
16/07/2020 12:00:00 PM	37.1	262	308	55	35.7	46.8%
16/07/2020 01:00:00 PM	36.6	269	317	50	35.6	42.9%
16/07/2020 02:00:00 PM	37.0	299	352	60	35.3	49.7%
16/07/2020 03:00:00 PM	36.9	290	341	50	35.5	45.7%
16/07/2020 04:00:00 PM	38.1	395	465	50	36.1	47.7%
16/07/2020 05:00:00 PM	37.8	374	440	50	35.5	54.8%

16/07/2020 06:00:00 PM	38.1	212	249	55	35.7	55.0%
16/07/2020 07:00:00 PM	38.9	194	228	50	36.1	57.9%
16/07/2020 08:00:00 PM	39.6	127	149	50	36.3	65.8%
16/07/2020 09:00:00 PM	39.5	100	118	60	37.4	53.4%
16/07/2020 10:00:00 PM	39.6	71	83	60	38.0	56.6%
16/07/2020 11:00:00 PM	45.0	38	45	55	38.9	86.7%
17/07/2020 12:00:00 AM	45.0	20	24	50	38.2	91.7%
17/07/2020 01:00:00 AM	45.0	13	15	50	39.2	60.0%
17/07/2020 02:00:00 AM	40.0	8	9	45	37.5	77.8%
17/07/2020 03:00:00 AM	48.0	14	16	50	41.4	87.5%
17/07/2020 04:00:00 AM	44.0	22	26	55	38.4	88.5%
17/07/2020 05:00:00 AM	43.5	38	45	50	39.0	73.3%
17/07/2020 06:00:00 AM	40.0	172	202	60	37.3	51.0%
17/07/2020 07:00:00 AM	37.7	312	367	65	36.1	47.1%
17/07/2020 08:00:00 AM	36.6	315	371	45	35.1	46.9%
17/07/2020 09:00:00 AM	36.7	247	291	50	35.5	46.0%
17/07/2020 10:00:00 AM	35.2	284	334	45	34.8	41.6%
17/07/2020 11:00:00 AM	36.4	288	339	60	35.4	47.2%
17/07/2020 12:00:00 PM	36.5	303	357	60	35.6	45.1%
17/07/2020 01:00:00 PM	36.6	332	390	50	35.6	43.6%
17/07/2020 02:00:00 PM	37.3	332	391	50	35.5	48.6%
17/07/2020 03:00:00 PM	35.7	340	400	50	34.8	48.0%
17/07/2020 04:00:00 PM	37.7	348	409	55	35.6	51.8%
17/07/2020 05:00:00 PM	37.2	299	352	50	35.4	50.0%
17/07/2020 06:00:00 PM	39.0	228	268	55	36.2	64.2%
17/07/2020 07:00:00 PM	39.8	182	214	55	36.3	67.8%
17/07/2020 08:00:00 PM	39.7	132	155	50	36.5	66.5%
17/07/2020 09:00:00 PM	38.6	87	102	50	35.8	64.7%
17/07/2020 10:00:00 PM	39.5	82	96	55	36.8	63.5%
17/07/2020 11:00:00 PM	40.0	44	52	50	36.4	69.2%
18/07/2020 12:00:00 AM	45.0	18	21	50	39.3	81.0%
18/07/2020 01:00:00 AM	55.0	8	9	65	46.9	88.9%
18/07/2020 02:00:00 AM	42.5	10	12	50	40.5	41.7%
18/07/2020 03:00:00 AM	45.0	7	8	50	37.5	87.5%
18/07/2020 04:00:00 AM	45.0	9	11	70	41.9	72.7%
18/07/2020 05:00:00 AM	46.2	17	20	50	41.8	75.0%
18/07/2020 06:00:00 AM	44.0	57	67	55	39.5	77.6%
18/07/2020 07:00:00 AM	42.3	90	106	55	37.1	73.6%
18/07/2020 08:00:00 AM	38.8	152	179	55	36.2	55.9%
18/07/2020 09:00:00 AM	37.4	174	205	60	36.4	42.4%
18/07/2020 10:00:00 AM	37.6	252	297	50	35.5	52.5%
18/07/2020 11:00:00 AM	35.6	272	320	50	35.5	39.4%
18/07/2020 12:00:00 PM	38.2	238	280	55	35.9	54.6%
18/07/2020 01:00:00 PM	36.3	254	299	45	34.9	46.5%
18/07/2020 02:00:00 PM	36.4	239	281	50	35.1	46.6%
18/07/2020 03:00:00 PM	36.0	254	299	45	35.2	40.8%
18/07/2020 04:00:00 PM	36.2	236	278	50	35.3	41.4%
18/07/2020 05:00:00 PM	37.1	246	289	60	35.9	44.3%
18/07/2020 06:00:00 PM	38.2	192	226	50	35.6	60.2%
18/07/2020 07:00:00 PM	37.4	167	196	50	35.3	54.1%

18/07/2020 08:00:00 PM	39.1	133	156	55	36.6	55.1%
18/07/2020 09:00:00 PM	37.8	98	115	50	36.0	47.8%
18/07/2020 10:00:00 PM	40.0	55	65	65	37.3	70.8%
18/07/2020 11:00:00 PM	43.3	31	36	55	38.2	75.0%
19/07/2020 12:00:00 AM	45.0	14	16	50	39.3	68.8%
19/07/2020 01:00:00 AM	45.0	3	4	50	40.8	75.0%
19/07/2020 02:00:00 AM	45.0	3	3	45	39.2	100.0%
19/07/2020 03:00:00 AM	40.0	3	4	45	36.3	100.0%
19/07/2020 04:00:00 AM	45.0	8	9	50	37.5	100.0%
19/07/2020 05:00:00 AM	43.0	11	13	45	39.0	76.9%
19/07/2020 06:00:00 AM	44.0	31	36	55	40.3	55.6%
19/07/2020 07:00:00 AM	43.3	41	48	55	38.5	75.0%
19/07/2020 08:00:00 AM	42.2	48	56	50	37.0	71.4%
19/07/2020 09:00:00 AM	38.0	102	120	60	35.6	61.7%
19/07/2020 10:00:00 AM	36.4	162	191	45	34.7	55.5%
19/07/2020 11:00:00 AM	37.4	224	263	50	35.5	49.0%
19/07/2020 12:00:00 PM	36.3	208	245	50	34.9	50.6%
19/07/2020 01:00:00 PM	36.8	222	261	50	35.3	47.1%
19/07/2020 02:00:00 PM	36.5	214	252	55	35.3	49.6%
19/07/2020 03:00:00 PM	37.3	201	237	50	35.6	51.5%
19/07/2020 04:00:00 PM	36.4	174	205	50	34.9	50.2%
19/07/2020 05:00:00 PM	37.5	195	229	50	35.3	54.1%
19/07/2020 06:00:00 PM	39.1	178	210	55	36.4	60.5%
19/07/2020 07:00:00 PM	38.8	127	149	55	36.3	61.7%
19/07/2020 08:00:00 PM	41.5	102	120	60	37.8	59.2%
19/07/2020 09:00:00 PM	39.5	65	76	50	36.4	55.3%
19/07/2020 10:00:00 PM	43.3	37	44	60	39.0	77.3%
19/07/2020 11:00:00 PM	43.8	23	27	60	39.2	66.7%
20/07/2020 12:00:00 AM	50.0	9	11	55	43.1	81.8%
20/07/2020 01:00:00 AM	40.0	4	5	50	40.0	80.0%
20/07/2020 02:00:00 AM	45.0	3	4	50	40.8	75.0%
20/07/2020 03:00:00 AM	0.0	0	0	0	0.0	0.0%
20/07/2020 04:00:00 AM	45.0	11	13	60	37.9	92.3%
20/07/2020 05:00:00 AM	45.0	53	62	60	40.4	79.0%
20/07/2020 06:00:00 AM	40.2	179	211	50	36.8	61.6%
20/07/2020 07:00:00 AM	34.6	317	373	55	34.8	38.1%
20/07/2020 08:00:00 AM	34.7	347	408	50	34.8	36.3%
20/07/2020 09:00:00 AM	31.0	239	281	45	34.7	17.1%
20/07/2020 10:00:00 AM	29.7	233	274	50	35.1	13.9%
20/07/2020 11:00:00 AM	28.8	228	268	40	33.8	11.2%
20/07/2020 12:00:00 PM	27.6	225	265	45	34.4	9.8%
20/07/2020 01:00:00 PM	29.0	215	253	45	35.1	12.3%
20/07/2020 02:00:00 PM	25.2	246	289	45	34.2	6.2%
20/07/2020 03:00:00 PM	26.1	249	293	40	33.6	4.8%
20/07/2020 04:00:00 PM	21.6	267	314	45	36.5	1.6%
20/07/2020 05:00:00 PM	21.9	236	278	40	34.5	1.8%
20/07/2020 06:00:00 PM	28.4	210	247	40	33.3	9.7%
20/07/2020 07:00:00 PM	30.2	166	195	45	34.3	15.4%
20/07/2020 08:00:00 PM	32.6	128	151	45	34.4	24.5%
20/07/2020 09:00:00 PM	31.4	87	102	50	34.3	18.6%

20/07/2020 10:00:00 PM	33.9	54	63	45	34.8	31.7%
20/07/2020 11:00:00 PM	38.8	24	28	50	36.7	46.4%
21/07/2020 12:00:00 AM	38.8	29	34	55	38.8	35.3%
21/07/2020 01:00:00 AM	40.0	14	16	50	38.5	62.5%
21/07/2020 02:00:00 AM	40.0	6	7	45	37.5	57.1%
21/07/2020 03:00:00 AM	30.0	1	1	30	0.0	0.0%
21/07/2020 04:00:00 AM	42.5	6	7	45	37.5	100.0%
21/07/2020 05:00:00 AM	37.9	50	59	45	36.6	39.0%
21/07/2020 06:00:00 AM	30.8	149	175	45	34.9	16.6%
21/07/2020 07:00:00 AM	22.2	236	278	35	32.5	1.4%
21/07/2020 08:00:00 AM	19.1	255	300	30	0.0	0.0%
21/07/2020 09:00:00 AM	28.6	209	246	45	34.2	10.6%
21/07/2020 10:00:00 AM	28.4	224	264	40	34.2	9.8%
21/07/2020 11:00:00 AM	26.2	228	268	65	35.4	7.8%
21/07/2020 12:00:00 PM	28.7	186	219	45	34.3	9.1%
21/07/2020 01:00:00 PM	26.9	251	295	60	35.6	8.1%
21/07/2020 02:00:00 PM	30.2	228	268	45	34.5	15.3%
21/07/2020 03:00:00 PM	26.4	252	297	45	34.0	5.7%
21/07/2020 04:00:00 PM	19.9	266	313	30	0.0	0.0%
21/07/2020 05:00:00 PM	20.6	285	335	70	67.5	0.3%
21/07/2020 06:00:00 PM	29.5	208	245	45	33.9	13.5%
21/07/2020 07:00:00 PM	30.3	148	174	50	35.1	15.5%
21/07/2020 08:00:00 PM	33.0	116	137	45	34.8	24.1%
21/07/2020 09:00:00 PM	32.9	85	100	50	34.4	27.0%
21/07/2020 10:00:00 PM	34.4	53	62	50	34.7	40.3%
21/07/2020 11:00:00 PM	35.7	39	46	45	36.0	28.3%
22/07/2020 12:00:00 AM	37.0	23	27	45	34.6	63.0%
22/07/2020 01:00:00 AM	35.0	3	3	35	32.5	66.7%
22/07/2020 02:00:00 AM	40.0	6	7	45	37.5	57.1%
22/07/2020 03:00:00 AM	40.0	9	11	45	39.2	54.5%
22/07/2020 04:00:00 AM	42.5	10	12	45	38.5	83.3%
22/07/2020 05:00:00 AM	36.4	58	68	45	35.8	38.2%
22/07/2020 06:00:00 AM	31.1	155	182	55	35.7	17.0%
22/07/2020 07:00:00 AM	25.2	251	295	45	34.2	7.8%
22/07/2020 08:00:00 AM	21.5	241	284	35	32.5	1.4%
22/07/2020 09:00:00 AM	30.2	225	265	50	34.0	15.5%
22/07/2020 10:00:00 AM	28.2	216	254	50	35.0	10.2%
22/07/2020 11:00:00 AM	24.7	204	240	45	34.5	6.3%
22/07/2020 12:00:00 PM	26.1	210	247	50	34.0	8.1%
22/07/2020 01:00:00 PM	27.8	209	246	45	34.2	10.6%
22/07/2020 02:00:00 PM	24.4	237	279	40	33.0	3.9%
22/07/2020 03:00:00 PM	24.7	253	298	40	33.9	7.0%
22/07/2020 04:00:00 PM	19.8	254	299	35	32.5	1.0%
22/07/2020 05:00:00 PM	24.1	237	279	45	34.6	5.0%
22/07/2020 06:00:00 PM	29.9	220	259	55	35.3	14.7%
22/07/2020 07:00:00 PM	28.7	174	205	45	34.6	11.7%
22/07/2020 08:00:00 PM	31.8	146	172	50	35.2	19.2%
22/07/2020 09:00:00 PM	33.7	91	107	50	36.2	25.2%
22/07/2020 10:00:00 PM	33.6	64	75	45	35.6	21.3%
22/07/2020 11:00:00 PM	34.6	41	48	50	34.9	39.6%

23/07/2020 12:00:00 AM	40.0	15	18	45	37.1	66.7%
23/07/2020 01:00:00 AM	35.0	9	11	40	34.5	45.5%
23/07/2020 02:00:00 AM	40.0	8	9	50	36.7	66.7%
23/07/2020 03:00:00 AM	35.0	5	6	40	35.0	33.3%
23/07/2020 04:00:00 AM	40.0	8	10	45	37.5	60.0%
23/07/2020 05:00:00 AM	37.1	47	55	45	35.5	41.8%
23/07/2020 06:00:00 AM	33.8	154	181	50	34.7	31.5%
23/07/2020 07:00:00 AM	26.0	224	264	45	35.2	4.9%
23/07/2020 08:00:00 AM	25.0	230	270	65	35.7	6.3%
23/07/2020 09:00:00 AM	29.7	232	273	60	35.4	13.9%
23/07/2020 10:00:00 AM	28.3	207	244	50	34.6	10.7%
23/07/2020 11:00:00 AM	29.1	211	248	45	34.2	12.9%
23/07/2020 12:00:00 PM	27.6	218	256	60	35.6	10.5%
23/07/2020 01:00:00 PM	30.3	239	281	50	34.2	15.7%
23/07/2020 02:00:00 PM	35.9	292	344	50	35.5	39.8%
23/07/2020 03:00:00 PM	36.2	315	371	55	35.3	47.2%
23/07/2020 04:00:00 PM	36.0	392	461	50	35.0	44.9%
23/07/2020 05:00:00 PM	36.8	355	418	55	35.2	52.4%
23/07/2020 06:00:00 PM	37.4	249	293	55	35.8	49.5%
23/07/2020 07:00:00 PM	38.1	182	214	55	35.8	54.7%
23/07/2020 08:00:00 PM	38.2	99	117	50	35.7	58.1%
23/07/2020 09:00:00 PM	39.0	84	99	50	35.9	68.7%
23/07/2020 10:00:00 PM	43.6	52	61	50	38.4	77.0%
23/07/2020 11:00:00 PM	39.3	21	25	50	35.7	88.0%
24/07/2020 12:00:00 AM	47.5	15	18	60	41.3	94.4%
24/07/2020 01:00:00 AM	46.7	13	15	50	40.4	80.0%
24/07/2020 02:00:00 AM	50.0	12	14	70	44.3	78.6%
24/07/2020 03:00:00 AM	45.0	6	7	50	36.7	85.7%
24/07/2020 04:00:00 AM	50.0	12	14	55	41.7	85.7%
24/07/2020 05:00:00 AM	43.5	47	55	55	38.9	70.9%
24/07/2020 06:00:00 AM	40.2	176	207	50	37.7	59.9%
24/07/2020 07:00:00 AM	35.4	285	335	50	35.1	40.0%
24/07/2020 08:00:00 AM	34.9	271	319	50	34.8	40.8%
24/07/2020 09:00:00 AM	36.0	240	282	45	34.8	44.7%
24/07/2020 10:00:00 AM	35.9	260	306	50	35.3	42.5%
24/07/2020 11:00:00 AM	35.6	292	344	50	34.8	44.2%
24/07/2020 12:00:00 PM	35.6	287	338	55	35.2	46.2%
24/07/2020 01:00:00 PM	35.8	269	316	65	35.5	41.1%
24/07/2020 02:00:00 PM	36.4	267	314	65	35.9	39.8%
24/07/2020 03:00:00 PM	36.4	317	373	60	35.4	46.1%
24/07/2020 04:00:00 PM	37.1	274	322	80	35.4	53.1%
24/07/2020 05:00:00 PM	36.2	307	361	50	35.2	46.3%
24/07/2020 06:00:00 PM	38.0	235	276	50	35.6	55.8%
24/07/2020 07:00:00 PM	39.4	161	189	55	36.6	55.6%
24/07/2020 08:00:00 PM	40.6	101	119	55	36.9	60.5%
24/07/2020 09:00:00 PM	42.2	65	76	60	38.1	68.4%
24/07/2020 10:00:00 PM	40.0	49	58	55	36.9	70.7%
24/07/2020 11:00:00 PM	45.0	31	37	65	40.2	70.3%
25/07/2020 12:00:00 AM	43.8	10	12	50	39.0	83.3%
25/07/2020 01:00:00 AM	45.0	3	3	45	40.8	100.0%

25/07/2020 02:00:00 AM	40.0	7	8	55	41.3	50.0%
25/07/2020 03:00:00 AM	45.0	4	5	50	38.8	80.0%
25/07/2020 04:00:00 AM	45.0	9	11	70	40.7	100.0%
25/07/2020 05:00:00 AM	45.0	23	27	65	41.5	74.1%
25/07/2020 06:00:00 AM	42.6	57	67	50	38.2	73.1%
25/07/2020 07:00:00 AM	43.2	88	103	55	38.4	66.0%
25/07/2020 08:00:00 AM	39.3	112	132	50	36.5	61.4%
25/07/2020 09:00:00 AM	36.1	179	211	50	35.1	47.9%
25/07/2020 10:00:00 AM	37.9	193	227	50	35.3	59.0%
25/07/2020 11:00:00 AM	35.8	231	272	50	34.8	47.4%
25/07/2020 12:00:00 PM	36.9	233	274	50	35.2	50.0%
25/07/2020 01:00:00 PM	34.9	252	297	50	35.4	38.4%
25/07/2020 02:00:00 PM	34.7	253	298	55	35.5	33.2%
25/07/2020 03:00:00 PM	31.3	363	427	50	34.8	18.3%
25/07/2020 04:00:00 PM	33.6	254	299	55	35.6	24.4%
25/07/2020 05:00:00 PM	38.3	175	206	60	36.0	55.8%
25/07/2020 06:00:00 PM	37.5	141	166	55	35.2	58.4%
25/07/2020 07:00:00 PM	34.4	204	240	55	36.4	27.5%
25/07/2020 08:00:00 PM	30.3	252	296	55	37.4	15.2%
25/07/2020 09:00:00 PM	36.8	53	62	45	34.3	66.1%
25/07/2020 10:00:00 PM	43.8	31	36	60	37.8	80.6%
25/07/2020 11:00:00 PM	42.1	37	43	50	37.3	72.1%
26/07/2020 12:00:00 AM	40.0	14	17	45	36.3	70.6%
26/07/2020 01:00:00 AM	45.0	6	7	50	39.6	100.0%
26/07/2020 02:00:00 AM	45.0	4	5	55	40.0	80.0%
26/07/2020 03:00:00 AM	40.0	3	4	45	37.5	75.0%
26/07/2020 04:00:00 AM	47.5	6	7	50	37.5	100.0%
26/07/2020 05:00:00 AM	45.0	16	19	65	40.7	73.7%
26/07/2020 06:00:00 AM	41.7	36	42	50	37.3	78.6%
26/07/2020 07:00:00 AM	42.7	57	67	55	38.5	70.1%
26/07/2020 08:00:00 AM	38.6	86	101	50	35.6	66.3%
26/07/2020 09:00:00 AM	38.7	122	143	50	36.1	60.8%
26/07/2020 10:00:00 AM	36.5	157	185	50	35.3	48.1%
26/07/2020 11:00:00 AM	37.3	197	232	50	35.3	53.0%
26/07/2020 12:00:00 PM	37.3	238	280	55	35.2	55.4%
26/07/2020 01:00:00 PM	37.3	232	273	45	35.1	54.6%
26/07/2020 02:00:00 PM	36.5	236	278	50	35.7	41.0%
26/07/2020 03:00:00 PM	37.1	224	263	55	35.2	51.3%
26/07/2020 04:00:00 PM	37.1	180	212	55	35.1	58.0%
26/07/2020 05:00:00 PM	37.0	189	222	45	35.3	47.3%
26/07/2020 06:00:00 PM	37.9	168	198	60	35.8	55.1%
26/07/2020 07:00:00 PM	39.7	132	155	50	36.3	69.0%
26/07/2020 08:00:00 PM	39.4	88	103	50	35.9	63.1%
26/07/2020 09:00:00 PM	37.9	67	79	55	36.0	54.4%
26/07/2020 10:00:00 PM	43.3	28	33	60	38.7	78.8%
26/07/2020 11:00:00 PM	45.0	14	17	50	40.7	82.4%
27/07/2020 12:00:00 AM	53.3	6	7	55	48.5	71.4%
27/07/2020 01:00:00 AM	50.0	1	1	50	47.5	100.0%
27/07/2020 02:00:00 AM	40.0	2	2	40	35.0	100.0%
27/07/2020 03:00:00 AM	60.0	3	3	60	45.8	100.0%

27/07/2020 04:00:00 AM	45.0	14	16	70	42.5	75.0%
27/07/2020 05:00:00 AM	46.9	51	60	60	39.7	78.3%
27/07/2020 06:00:00 AM	38.6	183	215	55	36.3	54.0%
27/07/2020 07:00:00 AM	35.8	315	371	55	35.0	41.8%
27/07/2020 08:00:00 AM	34.5	275	324	50	35.2	33.6%
27/07/2020 09:00:00 AM	37.3	204	240	50	35.5	49.2%
27/07/2020 10:00:00 AM	36.9	199	234	55	35.3	49.1%
27/07/2020 11:00:00 AM	35.3	240	282	50	34.8	45.0%
27/07/2020 12:00:00 PM	35.0	269	317	50	35.2	35.6%
27/07/2020 01:00:00 PM	36.1	190	223	50	34.8	50.2%
27/07/2020 02:00:00 PM	36.2	220	259	50	35.0	47.1%
27/07/2020 03:00:00 PM	37.9	252	297	50	35.7	53.9%
27/07/2020 04:00:00 PM	37.8	367	432	50	35.7	52.3%
27/07/2020 05:00:00 PM	37.5	317	373	50	35.7	50.1%
27/07/2020 06:00:00 PM	39.6	199	234	50	36.4	62.4%
27/07/2020 07:00:00 PM	40.0	117	138	70	37.1	66.7%
27/07/2020 08:00:00 PM	43.4	64	75	55	38.2	78.7%
27/07/2020 09:00:00 PM	42.5	48	56	50	37.6	73.2%
27/07/2020 10:00:00 PM	41.7	45	53	65	38.2	64.2%
27/07/2020 11:00:00 PM	43.6	24	28	50	38.9	78.6%
28/07/2020 12:00:00 AM	45.0	9	11	50	39.0	90.9%
28/07/2020 01:00:00 AM	49.0	9	11	55	45.0	90.9%
28/07/2020 02:00:00 AM	48.0	11	13	50	42.9	92.3%
28/07/2020 03:00:00 AM	50.0	3	3	50	39.2	100.0%
28/07/2020 04:00:00 AM	44.0	12	14	55	40.0	85.7%
28/07/2020 05:00:00 AM	45.7	44	52	55	40.6	75.0%
28/07/2020 06:00:00 AM	41.0	182	214	55	36.8	68.7%
28/07/2020 07:00:00 AM	36.4	309	364	55	35.4	43.1%
28/07/2020 08:00:00 AM	34.8	278	327	55	35.1	38.2%
28/07/2020 09:00:00 AM	35.9	228	268	50	35.4	41.0%
28/07/2020 10:00:00 AM	31.7	235	277	50	34.4	19.9%
28/07/2020 11:00:00 AM	35.4	274	322	55	35.2	39.8%
28/07/2020 12:00:00 PM	34.9	268	315	55	34.6	44.1%
28/07/2020 01:00:00 PM	35.0	244	287	70	35.0	42.2%
28/07/2020 02:00:00 PM	35.5	259	305	50	35.3	39.3%
28/07/2020 03:00:00 PM	35.9	298	351	55	35.2	45.6%
28/07/2020 04:00:00 PM	36.9	409	481	50	35.7	43.9%
28/07/2020 05:00:00 PM	34.8	395	465	50	34.4	45.6%
28/07/2020 06:00:00 PM	39.0	202	238	55	36.0	66.0%
28/07/2020 07:00:00 PM	39.6	129	152	60	36.5	66.4%
28/07/2020 08:00:00 PM	38.7	75	88	60	36.3	63.6%
28/07/2020 09:00:00 PM	43.3	59	69	50	39.1	59.4%
28/07/2020 10:00:00 PM	42.9	39	46	55	38.0	60.9%
28/07/2020 11:00:00 PM	44.2	21	25	50	39.4	84.0%
29/07/2020 12:00:00 AM	45.0	12	14	55	37.9	85.7%
29/07/2020 01:00:00 AM	45.0	8	9	50	38.6	100.0%
29/07/2020 02:00:00 AM	45.0	14	16	55	41.1	87.5%
29/07/2020 03:00:00 AM	50.0	5	6	65	43.3	100.0%
29/07/2020 04:00:00 AM	47.5	16	19	55	39.5	78.9%
29/07/2020 05:00:00 AM	44.7	48	56	50	39.7	85.7%

29/07/2020 06:00:00 AM	39.1	209	246	50	36.5	54.9%
29/07/2020 07:00:00 AM	36.8	324	381	50	35.8	40.7%
29/07/2020 08:00:00 AM	35.4	283	333	60	35.1	43.2%
29/07/2020 09:00:00 AM	35.9	247	291	50	34.9	44.3%
29/07/2020 10:00:00 AM	35.6	258	303	50	35.1	38.0%
29/07/2020 11:00:00 AM	36.9	233	274	60	35.8	46.4%
29/07/2020 12:00:00 PM	35.6	269	316	50	35.7	37.0%
29/07/2020 01:00:00 PM	37.8	234	275	55	35.7	52.4%
29/07/2020 02:00:00 PM	36.7	252	296	65	35.7	43.6%
29/07/2020 03:00:00 PM	36.5	306	360	55	35.4	45.6%
29/07/2020 04:00:00 PM	37.2	358	421	50	35.3	51.3%
29/07/2020 05:00:00 PM	36.2	397	467	55	35.3	44.5%
29/07/2020 06:00:00 PM	37.7	242	285	50	35.6	53.7%
29/07/2020 07:00:00 PM	37.8	171	201	55	36.1	48.8%
29/07/2020 08:00:00 PM	40.3	108	127	55	36.1	72.4%
29/07/2020 09:00:00 PM	40.7	72	85	50	37.1	65.9%
29/07/2020 10:00:00 PM	40.7	44	52	55	37.6	65.4%
29/07/2020 11:00:00 PM	45.0	26	31	60	41.3	80.6%
30/07/2020 12:00:00 AM	47.5	13	15	55	38.7	86.7%
30/07/2020 01:00:00 AM	48.3	14	16	75	42.1	87.5%
30/07/2020 02:00:00 AM	50.0	3	4	55	45.8	75.0%
30/07/2020 03:00:00 AM	45.0	3	4	50	40.0	100.0%
30/07/2020 04:00:00 AM	48.3	14	16	55	40.2	81.3%
30/07/2020 05:00:00 AM	47.7	47	55	60	41.2	76.4%
30/07/2020 06:00:00 AM	40.7	196	230	50	37.0	65.2%
30/07/2020 07:00:00 AM	37.2	343	403	50	35.7	45.9%
30/07/2020 08:00:00 AM	36.6	275	323	50	35.5	46.1%
30/07/2020 09:00:00 AM	37.6	217	255	55	35.6	49.8%
30/07/2020 10:00:00 AM	34.9	266	313	50	34.8	38.0%
30/07/2020 11:00:00 AM	36.0	292	344	50	35.6	38.1%
30/07/2020 12:00:00 PM	37.7	257	302	50	35.3	57.0%
30/07/2020 01:00:00 PM	37.9	251	295	75	36.1	52.2%
30/07/2020 02:00:00 PM	37.9	285	335	50	35.4	56.4%
30/07/2020 03:00:00 PM	37.3	332	390	55	35.5	50.0%
30/07/2020 04:00:00 PM	36.7	398	468	55	35.9	40.4%
30/07/2020 05:00:00 PM	36.8	377	444	65	35.4	47.3%
30/07/2020 06:00:00 PM	37.8	283	333	55	35.8	51.7%
30/07/2020 07:00:00 PM	39.3	154	181	55	37.0	54.7%
30/07/2020 08:00:00 PM	38.7	128	150	55	36.5	53.3%
30/07/2020 09:00:00 PM	41.8	91	107	55	37.5	62.6%
30/07/2020 10:00:00 PM	42.2	58	68	50	37.6	63.2%
30/07/2020 11:00:00 PM	45.0	28	33	60	38.7	75.8%
31/07/2020 12:00:00 AM	45.0	11	13	55	38.0	76.9%
31/07/2020 01:00:00 AM	40.0	13	15	55	38.0	73.3%
31/07/2020 02:00:00 AM	45.0	3	4	50	40.0	100.0%
31/07/2020 03:00:00 AM	50.0	3	3	50	37.5	100.0%
31/07/2020 04:00:00 AM	47.5	18	21	65	41.0	81.0%
31/07/2020 05:00:00 AM	45.0	42	50	55	39.3	80.0%
31/07/2020 06:00:00 AM	41.5	177	208	55	37.5	63.0%
31/07/2020 07:00:00 AM	37.1	296	348	50	35.7	44.5%

31/07/2020 08:00:00 AM	37.0	268	315	50	35.4	46.3%
31/07/2020 09:00:00 AM	36.5	250	294	45	35.3	43.5%
31/07/2020 10:00:00 AM	36.2	269	317	50	35.2	45.1%
31/07/2020 11:00:00 AM	37.3	303	356	55	35.5	49.7%
31/07/2020 12:00:00 PM	38.1	325	382	50	36.0	50.5%
31/07/2020 01:00:00 PM	36.8	325	382	55	35.7	42.9%
31/07/2020 02:00:00 PM	37.8	264	310	55	36.2	46.5%
31/07/2020 03:00:00 PM	37.5	298	351	55	35.5	53.3%
31/07/2020 04:00:00 PM	35.0	425	500	50	35.4	36.4%
31/07/2020 05:00:00 PM	35.3	326	383	45	34.8	41.8%
31/07/2020 06:00:00 PM	35.0	397	467	50	35.5	36.2%
31/07/2020 07:00:00 PM	34.6	338	398	50	34.6	43.2%
31/07/2020 08:00:00 PM	40.7	125	147	55	37.2	59.2%
31/07/2020 09:00:00 PM	40.6	102	120	55	36.7	66.7%
31/07/2020 10:00:00 PM	41.4	71	83	55	37.9	63.9%
31/07/2020 11:00:00 PM	45.0	37	43	60	39.6	81.4%
01/08/2020 12:00:00 AM	44.2	18	21	50	39.7	76.2%
01/08/2020 01:00:00 AM	45.0	8	9	60	39.6	77.8%
01/08/2020 02:00:00 AM	40.0	3	3	40	35.0	66.7%
01/08/2020 03:00:00 AM	37.5	3	4	40	35.8	75.0%
01/08/2020 04:00:00 AM	55.0	6	7	60	45.4	100.0%
01/08/2020 05:00:00 AM	47.5	16	19	55	40.5	78.9%
01/08/2020 06:00:00 AM	43.3	54	63	55	39.0	63.5%
01/08/2020 07:00:00 AM	40.6	93	109	55	37.4	60.6%
01/08/2020 08:00:00 AM	37.7	150	177	50	35.5	53.7%
01/08/2020 09:00:00 AM	37.6	187	220	50	35.5	52.3%
01/08/2020 10:00:00 AM	35.0	236	278	50	35.2	38.8%
01/08/2020 11:00:00 AM	36.2	271	319	50	35.5	40.4%
01/08/2020 12:00:00 PM	36.3	238	280	55	35.9	39.6%
01/08/2020 01:00:00 PM	37.7	218	256	60	35.8	50.4%
01/08/2020 02:00:00 PM	36.2	251	295	50	35.3	43.1%
01/08/2020 03:00:00 PM	37.3	223	262	50	35.6	50.4%
01/08/2020 04:00:00 PM	37.9	196	230	50	35.6	56.1%
01/08/2020 05:00:00 PM	38.2	190	223	70	36.0	51.6%
01/08/2020 06:00:00 PM	39.6	162	191	55	36.8	63.4%
01/08/2020 07:00:00 PM	39.4	161	189	55	36.3	73.5%
01/08/2020 08:00:00 PM	38.3	107	126	60	36.0	59.5%
01/08/2020 09:00:00 PM	38.2	91	107	50	36.0	52.3%
01/08/2020 10:00:00 PM	41.1	63	74	55	37.7	66.2%
01/08/2020 11:00:00 PM	41.0	42	49	60	37.3	67.3%
02/08/2020 12:00:00 AM	43.8	23	27	60	38.0	81.5%
02/08/2020 01:00:00 AM	45.0	8	9	50	37.5	100.0%
02/08/2020 02:00:00 AM	45.0	6	7	50	37.5	85.7%
02/08/2020 03:00:00 AM	40.0	4	5	50	37.5	80.0%
02/08/2020 04:00:00 AM	45.0	6	7	50	38.5	71.4%
02/08/2020 05:00:00 AM	46.2	14	17	50	41.2	88.2%
02/08/2020 06:00:00 AM	51.7	17	20	70	42.2	75.0%
02/08/2020 07:00:00 AM	40.0	54	64	55	36.6	59.4%
02/08/2020 08:00:00 AM	39.8	77	91	50	37.2	61.5%
02/08/2020 09:00:00 AM	38.8	163	192	55	36.5	53.6%

02/08/2020 10:00:00 AM	37.1	210	247	50	35.3	49.4%
02/08/2020 11:00:00 AM	36.5	249	293	55	35.6	43.0%
02/08/2020 12:00:00 PM	37.2	263	309	45	35.3	47.9%
02/08/2020 01:00:00 PM	36.8	206	242	70	36.1	42.6%
02/08/2020 02:00:00 PM	37.3	207	244	50	35.7	48.0%
02/08/2020 03:00:00 PM	39.4	208	245	60	36.5	58.8%
02/08/2020 04:00:00 PM	36.4	234	275	45	34.7	51.3%
02/08/2020 05:00:00 PM	36.9	215	253	50	35.8	44.3%
02/08/2020 06:00:00 PM	37.9	201	236	60	36.2	48.7%
02/08/2020 07:00:00 PM	39.0	156	184	55	35.9	64.7%
02/08/2020 08:00:00 PM	38.1	99	117	50	35.5	59.0%
02/08/2020 09:00:00 PM	41.9	48	57	60	37.6	63.2%
02/08/2020 10:00:00 PM	43.3	28	33	55	38.5	75.8%
02/08/2020 11:00:00 PM	44.0	19	22	55	38.6	86.4%
03/08/2020 12:00:00 AM	55.0	6	7	60	47.5	100.0%
03/08/2020 01:00:00 AM	35.0	3	3	35	32.5	66.7%
03/08/2020 02:00:00 AM	45.0	1	1	45	42.5	100.0%
03/08/2020 03:00:00 AM	45.0	3	3	45	35.8	100.0%
03/08/2020 04:00:00 AM	52.5	6	7	55	47.5	100.0%
03/08/2020 05:00:00 AM	46.4	61	72	55	40.2	70.8%
03/08/2020 06:00:00 AM	39.1	172	202	55	36.5	56.9%
03/08/2020 07:00:00 AM	35.0	338	398	50	35.2	37.4%
03/08/2020 08:00:00 AM	34.9	261	307	50	34.9	41.7%
03/08/2020 09:00:00 AM	37.1	231	272	50	35.6	45.6%
03/08/2020 10:00:00 AM	37.8	214	252	55	36.0	49.2%
03/08/2020 11:00:00 AM	35.4	282	332	50	35.5	36.7%
03/08/2020 12:00:00 PM	35.2	241	284	65	34.8	47.5%
03/08/2020 01:00:00 PM	36.9	278	327	50	35.3	48.3%
03/08/2020 02:00:00 PM	36.9	258	303	50	35.3	47.9%
03/08/2020 03:00:00 PM	36.9	287	338	50	35.4	48.2%
03/08/2020 04:00:00 PM	37.3	381	448	55	35.5	50.0%
03/08/2020 05:00:00 PM	37.7	358	421	50	35.7	50.4%
03/08/2020 06:00:00 PM	39.2	236	278	55	36.2	65.8%
03/08/2020 07:00:00 PM	39.2	151	178	50	36.6	56.7%
03/08/2020 08:00:00 PM	40.0	114	134	55	36.5	56.0%
03/08/2020 09:00:00 PM	39.5	58	68	50	36.2	73.5%
03/08/2020 10:00:00 PM	42.5	57	67	60	38.2	71.6%
03/08/2020 11:00:00 PM	46.2	16	19	50	40.4	89.5%
04/08/2020 12:00:00 AM	47.5	8	9	50	40.4	77.8%
04/08/2020 01:00:00 AM	46.7	10	12	50	41.0	83.3%
04/08/2020 02:00:00 AM	45.0	6	7	55	40.4	100.0%
04/08/2020 03:00:00 AM	50.0	5	6	55	40.8	100.0%
04/08/2020 04:00:00 AM	50.0	14	16	65	41.3	75.0%
04/08/2020 05:00:00 AM	41.9	45	53	55	38.6	60.4%
04/08/2020 06:00:00 AM	39.0	192	226	50	36.2	55.8%
04/08/2020 07:00:00 AM	37.3	326	384	55	35.8	47.7%
04/08/2020 08:00:00 AM	37.5	296	348	50	35.9	45.7%
04/08/2020 09:00:00 AM	36.4	205	241	50	35.2	46.5%
04/08/2020 10:00:00 AM	34.3	277	326	50	35.6	28.5%
04/08/2020 11:00:00 AM	35.1	234	275	50	34.7	42.9%

04/08/2020 12:00:00 PM	36.4	258	303	55	34.9	50.2%
04/08/2020 01:00:00 PM	36.0	237	279	50	35.2	43.4%
04/08/2020 02:00:00 PM	36.5	234	275	50	35.4	45.1%
04/08/2020 03:00:00 PM	37.3	312	367	50	35.9	44.7%
04/08/2020 04:00:00 PM	37.1	395	465	55	35.4	49.2%
04/08/2020 05:00:00 PM	38.3	348	409	50	35.6	59.2%
04/08/2020 06:00:00 PM	38.0	211	248	50	35.6	58.1%
04/08/2020 07:00:00 PM	39.0	162	190	55	36.3	57.4%
04/08/2020 08:00:00 PM	38.3	101	119	55	36.4	52.1%
04/08/2020 09:00:00 PM	39.2	69	81	55	35.8	70.4%
04/08/2020 10:00:00 PM	43.3	44	52	55	38.8	76.9%
04/08/2020 11:00:00 PM	42.0	21	25	50	37.5	84.0%
05/08/2020 12:00:00 AM	45.0	8	10	60	42.5	80.0%
05/08/2020 01:00:00 AM	47.5	19	22	50	42.5	77.3%
05/08/2020 02:00:00 AM	40.0	6	7	50	38.5	71.4%
05/08/2020 03:00:00 AM	45.0	2	2	45	42.5	100.0%
05/08/2020 04:00:00 AM	50.0	20	23	65	41.3	73.9%
05/08/2020 05:00:00 AM	46.4	37	44	60	40.7	77.3%
05/08/2020 06:00:00 AM	38.2	188	221	70	36.4	52.0%
05/08/2020 07:00:00 AM	36.9	324	381	50	35.6	45.1%
05/08/2020 08:00:00 AM	36.1	284	334	45	35.2	42.2%
05/08/2020 09:00:00 AM	36.3	241	283	50	35.2	44.2%
05/08/2020 10:00:00 AM	36.1	244	287	50	35.2	41.5%
05/08/2020 11:00:00 AM	37.9	258	303	50	35.7	51.5%
05/08/2020 12:00:00 PM	38.9	262	308	55	36.5	53.2%
05/08/2020 01:00:00 PM	38.3	251	295	45	36.0	49.8%
05/08/2020 02:00:00 PM	37.4	248	292	50	35.5	50.7%
05/08/2020 03:00:00 PM	36.6	293	345	55	35.4	46.1%
05/08/2020 04:00:00 PM	37.2	394	463	55	35.7	47.3%
05/08/2020 05:00:00 PM	35.7	378	445	50	35.8	35.7%
05/08/2020 06:00:00 PM	35.3	253	298	55	35.1	43.3%
05/08/2020 07:00:00 PM	38.8	164	193	60	36.6	56.0%
05/08/2020 08:00:00 PM	39.2	128	151	50	36.9	53.0%
05/08/2020 09:00:00 PM	39.7	84	99	50	36.4	59.6%
05/08/2020 10:00:00 PM	42.5	61	72	60	37.7	79.2%
05/08/2020 11:00:00 PM	42.5	23	27	55	37.0	81.5%
06/08/2020 12:00:00 AM	43.0	17	20	70	38.3	90.0%
06/08/2020 01:00:00 AM	45.0	13	15	50	40.4	93.3%
06/08/2020 02:00:00 AM	40.0	5	6	50	37.5	83.3%
06/08/2020 03:00:00 AM	43.3	10	12	50	38.8	66.7%
06/08/2020 04:00:00 AM	50.0	11	13	55	41.7	92.3%
06/08/2020 05:00:00 AM	46.1	42	50	55	40.3	72.0%
06/08/2020 06:00:00 AM	39.0	199	234	60	37.1	50.0%
06/08/2020 07:00:00 AM	37.2	299	352	50	35.5	50.0%
06/08/2020 08:00:00 AM	34.8	269	317	45	34.6	41.3%
06/08/2020 09:00:00 AM	34.7	252	296	65	34.8	38.2%
06/08/2020 10:00:00 AM	37.5	257	302	55	35.7	50.0%
06/08/2020 11:00:00 AM	37.2	258	303	50	35.5	46.5%
06/08/2020 12:00:00 PM	37.2	292	343	60	35.6	48.1%
06/08/2020 01:00:00 PM	37.2	260	306	55	36.0	46.4%

06/08/2020 02:00:00 PM	37.9	291	342	55	36.0	52.0%
06/08/2020 03:00:00 PM	37.0	326	384	55	36.0	41.9%
06/08/2020 04:00:00 PM	36.1	401	472	50	35.5	40.0%
06/08/2020 05:00:00 PM	36.9	364	428	50	35.2	48.8%
06/08/2020 06:00:00 PM	37.1	250	294	50	35.0	57.1%
06/08/2020 07:00:00 PM	38.6	168	198	50	36.4	55.1%
06/08/2020 08:00:00 PM	39.3	121	142	55	36.4	58.5%
06/08/2020 09:00:00 PM	38.3	121	142	55	36.0	56.3%
06/08/2020 10:00:00 PM	42.5	56	66	50	37.7	77.3%
06/08/2020 11:00:00 PM	42.9	31	37	60	38.5	70.3%
07/08/2020 12:00:00 AM	43.3	20	23	55	37.8	78.3%
07/08/2020 01:00:00 AM	45.0	5	6	50	39.2	100.0%
07/08/2020 02:00:00 AM	45.0	2	2	45	40.0	100.0%
07/08/2020 03:00:00 AM	55.0	13	15	70	44.8	73.3%
07/08/2020 04:00:00 AM	50.0	19	22	70	42.2	86.4%
07/08/2020 05:00:00 AM	42.9	44	52	60	38.9	67.3%
07/08/2020 06:00:00 AM	39.8	169	199	65	36.9	66.3%
07/08/2020 07:00:00 AM	36.1	311	366	75	35.9	38.5%
07/08/2020 08:00:00 AM	35.8	247	291	50	35.4	38.5%
07/08/2020 09:00:00 AM	37.4	240	282	70	36.0	44.7%
07/08/2020 10:00:00 AM	36.1	268	315	55	35.7	41.0%
07/08/2020 11:00:00 AM	36.4	346	407	60	35.9	40.0%
07/08/2020 12:00:00 PM	37.0	358	421	50	35.5	47.0%
07/08/2020 01:00:00 PM	37.1	337	397	60	35.7	46.6%
07/08/2020 02:00:00 PM	36.0	294	346	60	35.3	42.2%
07/08/2020 03:00:00 PM	37.6	294	346	55	35.6	53.2%
07/08/2020 04:00:00 PM	36.5	327	385	50	35.1	48.1%
07/08/2020 05:00:00 PM	36.2	323	380	50	35.4	39.7%
07/08/2020 06:00:00 PM	38.6	225	265	55	36.4	49.4%
07/08/2020 07:00:00 PM	37.7	184	217	55	35.5	57.1%
07/08/2020 08:00:00 PM	37.1	114	134	60	35.8	50.7%
07/08/2020 09:00:00 PM	39.1	88	103	50	35.9	69.9%
07/08/2020 10:00:00 PM	42.5	73	86	55	37.6	73.3%
07/08/2020 11:00:00 PM	43.0	35	41	55	38.5	82.9%
08/08/2020 12:00:00 AM	45.0	14	17	65	41.0	76.5%
08/08/2020 01:00:00 AM	52.5	6	7	55	43.2	100.0%
08/08/2020 02:00:00 AM	40.0	1	1	40	37.5	100.0%
08/08/2020 03:00:00 AM	42.5	5	6	45	37.5	83.3%
08/08/2020 04:00:00 AM	50.0	13	15	65	41.0	86.7%
08/08/2020 05:00:00 AM	47.0	22	26	55	41.0	92.3%
08/08/2020 06:00:00 AM	43.2	55	65	60	39.1	70.8%
08/08/2020 07:00:00 AM	39.2	101	119	55	36.7	60.5%
08/08/2020 08:00:00 AM	38.9	142	167	55	36.2	60.5%
08/08/2020 09:00:00 AM	36.9	201	236	55	35.5	44.5%
08/08/2020 10:00:00 AM	37.5	217	255	55	35.2	58.4%
08/08/2020 11:00:00 AM	35.3	265	312	55	35.7	35.3%
08/08/2020 12:00:00 PM	37.0	279	328	65	35.7	46.3%
08/08/2020 01:00:00 PM	36.9	207	243	50	35.5	42.8%
08/08/2020 02:00:00 PM	36.0	233	274	50	35.2	42.0%
08/08/2020 03:00:00 PM	38.0	208	245	50	35.9	54.7%

08/08/2020 04:00:00 PM	35.3	213	251	55	35.0	40.2%
08/08/2020 05:00:00 PM	38.1	191	225	60	35.6	60.0%
08/08/2020 06:00:00 PM	38.5	189	222	60	35.9	58.1%
08/08/2020 07:00:00 PM	37.4	163	192	55	35.3	59.4%
08/08/2020 08:00:00 PM	39.1	123	145	55	36.7	55.2%
08/08/2020 09:00:00 PM	39.4	94	110	60	36.3	68.2%
08/08/2020 10:00:00 PM	39.7	65	76	70	36.6	71.1%
08/08/2020 11:00:00 PM	45.0	35	41	65	40.9	75.6%
09/08/2020 12:00:00 AM	40.0	13	15	45	37.5	66.7%
09/08/2020 01:00:00 AM	48.3	7	8	50	43.1	100.0%
09/08/2020 02:00:00 AM	50.0	5	6	55	43.5	83.3%
09/08/2020 03:00:00 AM	50.0	6	7	55	43.9	100.0%
09/08/2020 04:00:00 AM	52.5	4	5	55	43.5	100.0%
09/08/2020 05:00:00 AM	47.5	6	7	50	40.8	85.7%
09/08/2020 06:00:00 AM	48.5	26	31	70	42.9	87.1%
09/08/2020 07:00:00 AM	39.6	70	82	50	36.5	59.8%
09/08/2020 08:00:00 AM	39.1	86	101	60	37.1	55.4%
09/08/2020 09:00:00 AM	37.7	173	203	50	35.7	49.8%
09/08/2020 10:00:00 AM	36.4	205	241	55	35.7	38.6%
09/08/2020 11:00:00 AM	36.2	248	292	50	35.0	45.9%
09/08/2020 12:00:00 PM	36.4	252	296	50	35.3	43.9%
09/08/2020 01:00:00 PM	37.9	205	241	55	35.5	57.3%
09/08/2020 02:00:00 PM	37.2	207	244	50	35.3	50.4%
09/08/2020 03:00:00 PM	36.2	186	219	55	35.4	47.9%
09/08/2020 04:00:00 PM	37.0	218	257	50	35.1	53.7%
09/08/2020 05:00:00 PM	36.9	230	271	50	35.1	53.5%
09/08/2020 06:00:00 PM	38.4	163	192	55	36.1	56.8%
09/08/2020 07:00:00 PM	37.8	191	225	55	35.9	50.2%
09/08/2020 08:00:00 PM	38.9	122	144	55	36.0	61.1%
09/08/2020 09:00:00 PM	39.6	93	109	55	36.6	63.3%
09/08/2020 10:00:00 PM	43.9	60	70	65	39.3	68.6%
09/08/2020 11:00:00 PM	42.0	22	26	50	37.8	73.1%
10/08/2020 12:00:00 AM	47.5	11	13	55	40.7	84.6%
10/08/2020 01:00:00 AM	0.0	0	0	0	0.0	0.0%
10/08/2020 02:00:00 AM	45.0	5	6	50	39.5	83.3%
10/08/2020 03:00:00 AM	0.0	0	0	0	0.0	0.0%
10/08/2020 04:00:00 AM	51.7	12	14	55	41.7	92.9%
10/08/2020 05:00:00 AM	44.7	55	65	55	40.0	76.9%
10/08/2020 06:00:00 AM	39.7	167	196	60	36.8	61.7%
10/08/2020 07:00:00 AM	36.9	337	397	55	35.7	46.1%
10/08/2020 08:00:00 AM	36.2	269	316	50	35.5	41.1%
10/08/2020 09:00:00 AM	36.3	251	295	50	35.2	45.4%
10/08/2020 10:00:00 AM	35.6	248	292	50	34.9	44.2%
10/08/2020 11:00:00 AM	35.9	255	300	55	35.0	46.0%
10/08/2020 12:00:00 PM	36.4	263	309	50	35.0	48.9%
10/08/2020 01:00:00 PM	37.9	246	289	55	36.3	45.7%
10/08/2020 02:00:00 PM	39.0	259	305	50	36.1	59.7%
10/08/2020 03:00:00 PM	38.1	275	323	55	36.1	51.7%
10/08/2020 04:00:00 PM	37.5	377	443	75	35.9	49.4%
10/08/2020 05:00:00 PM	37.0	329	387	50	35.5	47.8%

10/08/2020 06:00:00 PM	38.2	214	252	55	35.7	61.1%
10/08/2020 07:00:00 PM	38.2	156	183	55	36.0	53.0%
10/08/2020 08:00:00 PM	38.5	120	141	55	36.1	56.0%
10/08/2020 09:00:00 PM	38.1	104	122	50	35.1	68.9%
10/08/2020 10:00:00 PM	42.1	41	48	60	38.4	66.7%
10/08/2020 11:00:00 PM	38.6	21	25	55	37.2	60.0%
11/08/2020 12:00:00 AM	42.5	15	18	50	37.8	94.4%
11/08/2020 01:00:00 AM	47.5	14	16	50	38.8	100.0%
11/08/2020 02:00:00 AM	43.8	8	10	55	40.0	100.0%
11/08/2020 03:00:00 AM	45.0	6	7	70	40.0	85.7%
11/08/2020 04:00:00 AM	55.0	14	16	60	42.8	93.8%
11/08/2020 05:00:00 AM	45.0	57	67	60	39.0	74.6%
11/08/2020 06:00:00 AM	39.7	187	220	55	37.1	59.1%
11/08/2020 07:00:00 AM	36.8	328	386	70	35.4	48.4%
11/08/2020 08:00:00 AM	36.0	320	376	50	35.3	41.5%
11/08/2020 09:00:00 AM	34.4	258	304	70	34.6	37.8%
11/08/2020 10:00:00 AM	35.6	261	307	55	34.9	43.3%
11/08/2020 11:00:00 AM	35.4	268	315	50	34.8	43.2%
11/08/2020 12:00:00 PM	37.3	236	278	50	35.8	46.4%
11/08/2020 01:00:00 PM	36.8	252	296	55	35.5	46.6%
11/08/2020 02:00:00 PM	38.3	230	271	55	36.1	50.6%
11/08/2020 03:00:00 PM	36.8	284	334	50	35.1	50.6%
11/08/2020 04:00:00 PM	37.3	391	460	55	35.4	50.7%
11/08/2020 05:00:00 PM	37.9	371	436	50	35.6	54.1%
11/08/2020 06:00:00 PM	38.6	251	295	50	36.1	57.3%
11/08/2020 07:00:00 PM	39.4	150	176	55	36.8	58.5%
11/08/2020 08:00:00 PM	36.9	117	138	50	35.2	51.4%
11/08/2020 09:00:00 PM	39.1	100	118	50	36.3	61.9%
11/08/2020 10:00:00 PM	42.3	81	95	55	37.3	76.8%
11/08/2020 11:00:00 PM	43.9	35	41	55	38.7	73.2%
12/08/2020 12:00:00 AM	45.0	20	23	50	38.1	73.9%
12/08/2020 01:00:00 AM	48.8	11	13	55	40.2	100.0%
12/08/2020 02:00:00 AM	47.5	16	19	60	42.5	63.2%
12/08/2020 03:00:00 AM	50.0	4	5	65	46.3	80.0%
12/08/2020 04:00:00 AM	52.5	7	8	55	44.6	87.5%
12/08/2020 05:00:00 AM	44.0	55	65	55	39.4	89.2%
12/08/2020 06:00:00 AM	40.6	201	236	55	37.4	53.4%
12/08/2020 07:00:00 AM	35.1	320	376	50	35.1	41.0%
12/08/2020 08:00:00 AM	35.6	282	332	50	35.0	42.8%
12/08/2020 09:00:00 AM	35.6	224	263	50	34.7	47.5%
12/08/2020 10:00:00 AM	35.3	272	320	85	35.7	37.2%
12/08/2020 11:00:00 AM	35.3	282	332	50	35.0	41.9%
12/08/2020 12:00:00 PM	37.4	237	279	45	35.4	50.9%
12/08/2020 01:00:00 PM	37.0	235	276	55	35.5	47.8%
12/08/2020 02:00:00 PM	37.8	275	324	50	35.7	51.5%
12/08/2020 03:00:00 PM	37.7	285	335	55	35.6	53.4%
12/08/2020 04:00:00 PM	34.7	405	477	50	34.8	38.4%
12/08/2020 05:00:00 PM	34.9	366	430	50	34.6	39.5%
12/08/2020 06:00:00 PM	37.4	246	289	50	35.6	49.8%
12/08/2020 07:00:00 PM	39.8	134	158	55	37.3	55.7%

12/08/2020 08:00:00 PM	39.0	96	113	55	36.4	61.9%
12/08/2020 09:00:00 PM	40.7	74	87	50	36.7	74.7%
12/08/2020 10:00:00 PM	45.0	48	56	55	38.6	73.2%
12/08/2020 11:00:00 PM	40.0	26	30	55	36.4	76.7%
13/08/2020 12:00:00 AM	47.0	15	18	50	40.0	88.9%
13/08/2020 01:00:00 AM	45.0	8	10	55	39.7	90.0%
13/08/2020 02:00:00 AM	43.8	7	8	45	38.8	100.0%
13/08/2020 03:00:00 AM	40.0	8	10	55	38.1	80.0%
13/08/2020 04:00:00 AM	42.0	14	17	45	38.2	82.4%
13/08/2020 05:00:00 AM	45.0	47	55	50	38.9	83.6%
13/08/2020 06:00:00 AM	40.9	196	230	55	37.6	60.9%
13/08/2020 07:00:00 AM	37.3	326	383	55	35.7	46.5%
13/08/2020 08:00:00 AM	35.4	296	348	70	35.4	36.8%
13/08/2020 09:00:00 AM	34.7	232	273	50	34.8	40.7%
13/08/2020 10:00:00 AM	36.0	241	283	50	35.1	43.8%
13/08/2020 11:00:00 AM	36.4	258	304	60	35.7	40.5%
13/08/2020 12:00:00 PM	35.0	282	332	50	35.1	37.7%
13/08/2020 01:00:00 PM	35.4	268	315	55	35.0	40.3%
13/08/2020 02:00:00 PM	35.1	291	342	55	35.1	41.8%
13/08/2020 03:00:00 PM	38.2	304	358	55	36.1	53.6%
13/08/2020 04:00:00 PM	36.1	370	435	55	35.1	43.7%
13/08/2020 05:00:00 PM	34.3	347	408	50	34.6	37.0%
13/08/2020 06:00:00 PM	38.7	214	252	60	36.4	53.6%
13/08/2020 07:00:00 PM	38.9	156	184	50	36.1	58.2%
13/08/2020 08:00:00 PM	37.7	93	109	50	35.4	56.9%
13/08/2020 09:00:00 PM	41.9	65	76	55	38.2	60.5%
13/08/2020 10:00:00 PM	39.4	49	58	50	36.3	70.7%
13/08/2020 11:00:00 PM	42.0	32	38	65	38.0	73.7%
14/08/2020 12:00:00 AM	47.5	14	17	55	41.3	76.5%
14/08/2020 01:00:00 AM	45.0	8	9	50	39.4	88.9%
14/08/2020 02:00:00 AM	65.0	3	3	65	47.5	100.0%
14/08/2020 03:00:00 AM	50.0	4	5	55	41.5	100.0%
14/08/2020 04:00:00 AM	45.0	8	9	55	40.8	100.0%
14/08/2020 05:00:00 AM	45.0	56	66	60	40.2	71.2%
14/08/2020 06:00:00 AM	40.6	188	221	55	37.2	55.7%
14/08/2020 07:00:00 AM	37.9	258	303	50	36.0	47.9%
14/08/2020 08:00:00 AM	34.7	282	332	50	34.6	42.2%
14/08/2020 09:00:00 AM	37.5	240	282	50	35.7	47.2%
14/08/2020 10:00:00 AM	35.3	276	325	50	35.3	40.9%
14/08/2020 11:00:00 AM	35.4	319	375	55	35.5	37.6%
14/08/2020 12:00:00 PM	34.9	298	350	55	35.1	39.7%
14/08/2020 01:00:00 PM	38.6	330	388	55	36.2	54.6%
14/08/2020 02:00:00 PM	35.0	316	372	85	35.4	41.7%
14/08/2020 03:00:00 PM	37.3	321	378	65	35.8	46.0%
14/08/2020 04:00:00 PM	35.4	293	345	55	35.6	38.6%
14/08/2020 05:00:00 PM	35.9	307	361	50	35.1	44.9%
14/08/2020 06:00:00 PM	37.0	219	258	50	35.5	47.3%
14/08/2020 07:00:00 PM	39.4	145	171	60	36.9	59.1%
14/08/2020 08:00:00 PM	38.6	94	110	65	36.1	60.0%
14/08/2020 09:00:00 PM	41.8	68	80	60	37.6	70.0%

14/08/2020 10:00:00 PM	42.7	54	63	50	37.7	68.3%
14/08/2020 11:00:00 PM	42.5	22	26	55	38.8	73.1%
15/08/2020 12:00:00 AM	43.3	13	15	50	38.3	80.0%
15/08/2020 01:00:00 AM	40.0	9	11	50	37.5	72.7%
15/08/2020 02:00:00 AM	40.0	3	3	40	34.2	100.0%
15/08/2020 03:00:00 AM	38.3	5	6	40	35.0	100.0%
15/08/2020 04:00:00 AM	45.0	7	8	50	39.4	100.0%
15/08/2020 05:00:00 AM	43.0	14	17	65	39.4	94.1%
15/08/2020 06:00:00 AM	46.0	39	46	60	41.1	76.1%
15/08/2020 07:00:00 AM	40.5	76	90	60	37.5	62.2%
15/08/2020 08:00:00 AM	38.7	114	134	55	36.5	50.7%
15/08/2020 09:00:00 AM	37.1	158	186	50	35.6	46.2%
15/08/2020 10:00:00 AM	36.6	212	249	50	35.3	47.4%
15/08/2020 11:00:00 AM	35.5	238	280	55	34.9	45.7%
15/08/2020 12:00:00 PM	38.6	213	251	55	36.4	51.4%
15/08/2020 01:00:00 PM	37.4	213	251	55	35.7	49.0%
15/08/2020 02:00:00 PM	36.3	164	193	55	35.2	46.1%
15/08/2020 03:00:00 PM	34.3	214	252	45	34.3	37.3%
15/08/2020 04:00:00 PM	38.0	181	213	50	35.8	54.0%
15/08/2020 05:00:00 PM	37.7	176	207	55	36.0	49.3%
15/08/2020 06:00:00 PM	37.3	178	210	50	35.5	51.0%
15/08/2020 07:00:00 PM	41.4	161	189	55	37.2	61.9%
15/08/2020 08:00:00 PM	40.3	120	141	55	37.6	56.7%
15/08/2020 09:00:00 PM	41.4	70	82	65	37.8	70.7%
15/08/2020 10:00:00 PM	41.4	56	66	50	37.0	69.7%
15/08/2020 11:00:00 PM	45.0	27	32	55	38.5	62.5%
16/08/2020 12:00:00 AM	41.7	20	24	50	36.8	83.3%
16/08/2020 01:00:00 AM	48.3	8	10	55	41.9	80.0%
16/08/2020 02:00:00 AM	38.3	3	4	40	36.3	100.0%
16/08/2020 03:00:00 AM	43.3	6	7	45	38.2	100.0%
16/08/2020 04:00:00 AM	55.0	7	8	60	45.0	100.0%
16/08/2020 05:00:00 AM	45.0	6	7	50	39.2	85.7%
16/08/2020 06:00:00 AM	44.0	25	29	50	38.2	79.3%
16/08/2020 07:00:00 AM	45.0	42	49	55	39.6	83.7%
16/08/2020 08:00:00 AM	38.4	88	103	55	36.0	56.3%
16/08/2020 09:00:00 AM	38.8	147	173	50	36.2	57.2%
16/08/2020 10:00:00 AM	36.5	211	248	50	35.3	43.1%
16/08/2020 11:00:00 AM	36.2	252	296	50	35.4	44.6%
16/08/2020 12:00:00 PM	35.4	258	304	50	34.9	44.1%
16/08/2020 01:00:00 PM	38.9	218	257	55	36.4	54.1%
16/08/2020 02:00:00 PM	37.0	207	243	50	35.3	49.4%
16/08/2020 03:00:00 PM	34.1	76	90	45	34.3	36.7%

Day/Time Ending	85th pctl (MPH)	85th pctl cnts	Total Cnts	Max Speed	Avg Speeder	% Speeders
16/03/2020 12:00:00 AM	37.6	2508	2951	60	35.8	49.9%
17/03/2020 12:00:00 AM	36.3	5000	5882	65	35.6	41.9%
18/03/2020 12:00:00 AM	36.4	4657	5479	75	35.7	41.1%
19/03/2020 12:00:00 AM	36.8	4415	5194	70	35.8	42.9%
20/03/2020 12:00:00 AM	35.6	4012	4720	65	35.4	40.4%
21/03/2020 12:00:00 AM	36.6	4208	4951	75	35.7	42.6%
22/03/2020 12:00:00 AM	38.8	2385	2806	60	36.4	55.7%
23/03/2020 12:00:00 AM	39.3	1937	2279	65	36.6	59.2%
24/03/2020 12:00:00 AM	38.2	3291	3872	70	36.2	51.4%
25/03/2020 12:00:00 AM	39.2	2363	2780	70	36.6	57.6%
26/03/2020 12:00:00 AM	39.6	2131	2507	80	36.9	58.8%
27/03/2020 12:00:00 AM	39.2	2071	2436	80	36.8	54.0%
28/03/2020 12:00:00 AM	39.4	2121	2495	75	36.9	56.2%
29/03/2020 12:00:00 AM	41.1	974	1146	70	37.4	67.5%
30/03/2020 12:00:00 AM	40.3	678	798	60	36.9	67.4%
31/03/2020 12:00:00 AM	39.2	1872	2202	65	36.6	54.9%
01/04/2020 12:00:00 AM	39.4	1887	2220	60	36.7	58.9%
02/04/2020 12:00:00 AM	39.2	1916	2254	65	36.6	57.2%
03/04/2020 12:00:00 AM	39.5	1886	2219	65	36.8	59.5%
04/04/2020 12:00:00 AM	39.5	1974	2322	65	36.6	59.5%
05/04/2020 12:00:00 AM	41.6	1023	1203	70	37.6	68.3%
06/04/2020 12:00:00 AM	55.0	1	1	55	52.5	100.0%
07/04/2020 12:00:00 AM	**No Data**					
08/04/2020 12:00:00 AM	**No Data**					
09/04/2020 12:00:00 AM						
	.....					
10/04/2020 12:00:00 AM						
11/04/2020 12:00:00 AM						
12/04/2020 12:00:00 AM						
13/04/2020 12:00:00 AM						
14/04/2020 12:00:00 AM						
15/04/2020 12:00:00 AM						
16/04/2020 12:00:00 AM						
17/04/2020 12:00:00 AM						
18/04/2020 12:00:00 AM						
19/04/2020 12:00:00 AM						
20/04/2020 12:00:00 AM						
21/04/2020 12:00:00 AM						
22/04/2020 12:00:00 AM						
23/04/2020 12:00:00 AM						
24/04/2020 12:00:00 AM						
25/04/2020 12:00:00 AM						
26/04/2020 12:00:00 AM						
27/04/2020 12:00:00 AM						
28/04/2020 12:00:00 AM						
29/04/2020 12:00:00 AM						
30/04/2020 12:00:00 AM						
01/05/2020 12:00:00 AM						
02/05/2020 12:00:00 AM						

03/05/2020 12:00:00 AM
04/05/2020 12:00:00 AM
05/05/2020 12:00:00 AM
06/05/2020 12:00:00 AM
07/05/2020 12:00:00 AM
08/05/2020 12:00:00 AM
09/05/2020 12:00:00 AM
10/05/2020 12:00:00 AM
11/05/2020 12:00:00 AM
12/05/2020 12:00:00 AM
13/05/2020 12:00:00 AM
14/05/2020 12:00:00 AM
15/05/2020 12:00:00 AM
16/05/2020 12:00:00 AM
17/05/2020 12:00:00 AM
18/05/2020 12:00:00 AM
19/05/2020 12:00:00 AM
20/05/2020 12:00:00 AM
21/05/2020 12:00:00 AM
22/05/2020 12:00:00 AM
23/05/2020 12:00:00 AM
24/05/2020 12:00:00 AM
25/05/2020 12:00:00 AM
26/05/2020 12:00:00 AM
27/05/2020 12:00:00 AM
28/05/2020 12:00:00 AM
29/05/2020 12:00:00 AM
30/05/2020 12:00:00 AM
31/05/2020 12:00:00 AM
01/06/2020 12:00:00 AM
02/06/2020 12:00:00 AM
03/06/2020 12:00:00 AM
04/06/2020 12:00:00 AM
05/06/2020 12:00:00 AM
06/06/2020 12:00:00 AM
07/06/2020 12:00:00 AM
08/06/2020 12:00:00 AM
09/06/2020 12:00:00 AM
10/06/2020 12:00:00 AM
11/06/2020 12:00:00 AM
12/06/2020 12:00:00 AM
13/06/2020 12:00:00 AM
14/06/2020 12:00:00 AM
15/06/2020 12:00:00 AM
16/06/2020 12:00:00 AM
17/06/2020 12:00:00 AM
18/06/2020 12:00:00 AM
19/06/2020 12:00:00 AM
20/06/2020 12:00:00 AM
21/06/2020 12:00:00 AM

22/06/2020 12:00:00 AM						
23/06/2020 12:00:00 AM						
24/06/2020 12:00:00 AM						
25/06/2020 12:00:00 AM						
26/06/2020 12:00:00 AM						
27/06/2020 12:00:00 AM						
28/06/2020 12:00:00 AM						
29/06/2020 12:00:00 AM						
30/06/2020 12:00:00 AM						
01/07/2020 12:00:00 AM						
02/07/2020 12:00:00 AM						
03/07/2020 12:00:00 AM						
04/07/2020 12:00:00 AM						
05/07/2020 12:00:00 AM	39.1	1483	1745	60	36.6	56.1%
06/07/2020 12:00:00 AM	39.1	2392	2814	65	36.4	60.9%
07/07/2020 12:00:00 AM	38.4	3800	4470	65	36.2	52.8%
08/07/2020 12:00:00 AM	37.7	4014	4722	75	36.0	48.5%
09/07/2020 12:00:00 AM	37.3	4038	4751	70	35.7	48.6%
10/07/2020 12:00:00 AM	38.2	3905	4594	65	36.0	52.1%
11/07/2020 12:00:00 AM	37.7	4105	4829	70	36.0	49.0%
12/07/2020 12:00:00 AM	37.8	2876	3383	65	35.8	53.1%
13/07/2020 12:00:00 AM	37.7	2751	3236	70	35.8	51.4%
14/07/2020 12:00:00 AM	37.2	4139	4869	75	35.9	45.2%
15/07/2020 12:00:00 AM	37.4	4127	4855	55	35.8	47.6%
16/07/2020 12:00:00 AM	37.1	4247	4996	70	35.8	46.3%
17/07/2020 12:00:00 AM	37.6	4378	5151	75	36.0	47.6%
18/07/2020 12:00:00 AM	37.8	4439	5222	65	35.8	51.1%
19/07/2020 12:00:00 AM	37.9	3204	3770	70	36.0	50.3%
20/07/2020 12:00:00 AM	38.3	2391	2813	60	36.0	55.0%
21/07/2020 12:00:00 AM	31.9	3749	4411	60	35.5	19.5%
22/07/2020 12:00:00 AM	28.1	3518	4139	70	35.0	10.3%
23/07/2020 12:00:00 AM	28.1	3530	4153	55	35.0	10.9%
24/07/2020 12:00:00 AM	34.7	3850	4529	65	35.5	33.5%
25/07/2020 12:00:00 AM	37.4	3986	4689	80	35.8	48.1%
26/07/2020 12:00:00 AM	36.6	3168	3727	70	35.9	41.3%
27/07/2020 12:00:00 AM	38.2	2492	2932	65	35.8	55.6%
28/07/2020 12:00:00 AM	37.8	3607	4244	70	35.9	50.2%
29/07/2020 12:00:00 AM	37.0	3996	4701	70	35.7	46.3%
30/07/2020 12:00:00 AM	37.5	4135	4865	65	35.9	48.2%
31/07/2020 12:00:00 AM	37.9	4320	5082	75	36.0	50.0%
01/08/2020 12:00:00 AM	37.4	4690	5518	65	35.9	47.1%
02/08/2020 12:00:00 AM	38.1	2989	3517	70	36.1	51.9%
03/08/2020 12:00:00 AM	38.2	2700	3176	70	36.1	52.1%
04/08/2020 12:00:00 AM	37.7	4015	4723	65	35.9	49.6%
05/08/2020 12:00:00 AM	37.6	4009	4717	65	35.8	49.4%
06/08/2020 12:00:00 AM	37.7	4178	4915	70	36.0	48.3%
07/08/2020 12:00:00 AM	37.5	4315	5077	65	35.9	48.9%
08/08/2020 12:00:00 AM	37.6	4331	5095	75	36.0	47.7%
09/08/2020 12:00:00 AM	38.0	3040	3576	70	36.0	52.2%
10/08/2020 12:00:00 AM	38.0	2796	3290	70	36.0	52.5%

11/08/2020 12:00:00 AM	37.8	4017	4726	75	35.9	51.1%
12/08/2020 12:00:00 AM	37.7	4237	4985	70	35.8	50.8%
13/08/2020 12:00:00 AM	37.4	4115	4841	85	35.8	47.9%
14/08/2020 12:00:00 AM	37.2	4118	4845	70	35.8	46.4%
15/08/2020 12:00:00 AM	37.5	4120	4847	85	36.0	47.1%
16/08/2020 12:00:00 AM	38.3	2670	3141	65	36.2	52.0%
16/08/2020 02:59:59 PM	37.9	1554	1828	60	36.0	50.3%

Incoming Weekly Counts
Alton Rd Facing Alton

from Sun-Mar-15-2020-05-00-AM to Sun-Aug-16-2020-02-59-PM

	09/03/2020	to	15/03/2020							
	Monday	Tuesday	Wednesday	Thursday	Friday	Saturday	Sunday	Week	Weekend	Week Day 85%
Hour	09/03/2020	10/03/2020	11/03/2020	12/03/2020	13/03/2020	14/03/2020	15/03/2020	Day Avg	Avg	Avg Speed
0 - 1	*	*	*	*	*	*	*	0	0	0
1 - 2	*	*	*	*	*	*	*	0	0	0
2 - 3	*	*	*	*	*	*	*	0	0	0
3 - 4	*	*	*	*	*	*	*	0	0	0
4 - 5	*	*	*	*	*	*	*	0	0	0
5 - 6	*	*	*	*	*	*	5	0	5	0
6 - 7	*	*	*	*	*	*	33	0	33	0
7 - 8	*	*	*	*	*	*	54	0	54	0
8 - 9	*	*	*	*	*	*	123	0	123	0
9 - 10	*	*	*	*	*	*	186	0	186	0
10 - 11	*	*	*	*	*	*	257	0	257	0
11 - 12	*	*	*	*	*	*	316	0	316	0
12 - 13	*	*	*	*	*	*	292	0	292	0
13 - 14	*	*	*	*	*	*	254	0	254	0
14 - 15	*	*	*	*	*	*	293	0	293	0
15 - 16	*	*	*	*	*	*	245	0	245	0
16 - 17	*	*	*	*	*	*	231	0	231	0
17 - 18	*	*	*	*	*	*	217	0	217	0
18 - 19	*	*	*	*	*	*	164	0	164	0
19 - 20	*	*	*	*	*	*	121	0	121	0
20 - 21	*	*	*	*	*	*	86	0	86	0
21 - 22	*	*	*	*	*	*	37	0	37	0
22 - 23	*	*	*	*	*	*	30	0	30	0
23 - 24	*	*	*	*	*	*	7	0	7	0
Totals	0	0	0	0	0	0	2951			
% of Total	0%	0%	0%	0%	0%	0%	100%			

Incoming Weekly Counts
Alton Rd Facing Alton

from Sun-Mar-15-2020-05-00-AM to Sun-Aug-16-2020-02-59-PM

	16/03/2020	to	22/03/2020							
	Monday	Tuesday	Wednesday	Thursday	Friday	Saturday	Sunday	Week	Weekend	Week Day 85%
Hour	16/03/2020	17/03/2020	18/03/2020	19/03/2020	20/03/2020	21/03/2020	22/03/2020	Day Avg	Avg	Avg Speed
0 - 1	7	12	12	20	8	16	11	11.8	13.5	46
1 - 2	5	17	6	7	6	4	4	8.2	4	41
2 - 3	8	6	1	3	5	3	0	4.6	1.5	45.66
3 - 4	1	3	4	4	7	3	3	3.8	3	38
4 - 5	15	12	9	11	10	11	6	11.4	8.5	50.6
5 - 6	80	70	61	65	62	21	14	67.6	17.5	43.54
6 - 7	298	288	299	248	271	57	27	280.8	42	38.24
7 - 8	603	593	469	438	432	125	41	507	83	34.68
8 - 9	659	522	533	506	415	163	71	527	117	32.36
9 - 10	345	353	325	279	316	181	126	323.6	153.5	35.08
10 - 11	311	289	306	286	262	226	175	290.8	200.5	35.46
11 - 12	301	301	260	238	372	255	229	294.4	242	36.76
12 - 13	280	285	277	260	393	256	231	299	243.5	36.64
13 - 14	305	293	333	265	313	271	238	301.8	254.5	36.74
14 - 15	399	310	310	307	408	219	201	346.8	210	35.22
15 - 16	406	392	398	329	367	241	232	378.4	236.5	35.56
16 - 17	592	574	538	503	478	221	177	537	199	34.46
17 - 18	500	485	421	420	322	190	152	429.6	171	35.52
18 - 19	355	280	287	218	189	141	135	265.8	138	37.3
19 - 20	205	195	164	142	162	77	97	173.6	87	39.68
20 - 21	88	87	89	73	76	56	48	82.6	52	42.12
21 - 22	65	55	54	50	44	34	30	53.6	32	43.08
22 - 23	36	38	23	26	20	24	25	28.6	24.5	43.88
23 - 24	18	19	15	22	13	11	6	17.4	8.5	44.76
Totals	5882	5479	5194	4720	4951	2806	2279			
% of Total	18.79%	17.5%	16.59%	15.07%	15.81%	8.96%	7.28%			

Incoming Weekly Counts
Alton Rd Facing Alton

from Sun-Mar-15-2020-05-00-AM to Sun-Aug-16-2020-02-59-PM

	23/03/2020	to	29/03/2020							
	Monday	Tuesday	Wednesday	Thursday	Friday	Saturday	Sunday	Week	Weekend	Week Day 85%
Hour	23/03/2020	24/03/2020	25/03/2020	26/03/2020	27/03/2020	28/03/2020	29/03/2020	Day Avg	Avg	Avg Speed
0 - 1	3	9	5	9	4	1	3	6	2	48
1 - 2	2	4	1	5	5	0	1	3.4	0.5	43
2 - 3	2	0	4	1	3	6	3	2	4.5	46.25
3 - 4	2	3	5	2	4	2	2	3.2	2	42.5
4 - 5	13	13	6	10	11	7	10	10.6	8.5	49.32
5 - 6	61	47	41	37	34	20	13	44	16.5	45.76
6 - 7	235	187	143	131	130	30	23	165.2	26.5	41.38
7 - 8	396	292	238	223	228	50	27	275.4	38.5	37.18
8 - 9	354	225	191	176	181	76	43	225.4	59.5	37.46
9 - 10	257	179	137	158	143	87	45	174.8	66	37.86
10 - 11	213	167	135	150	172	96	72	167.4	84	37.56
11 - 12	209	179	172	178	205	110	88	188.6	99	38.54
12 - 13	231	134	171	134	233	101	63	180.6	82	38.74
13 - 14	251	172	172	170	160	101	72	185	86.5	39.34
14 - 15	254	161	158	164	195	101	63	186.4	82	38.16
15 - 16	270	206	169	166	172	81	55	196.6	68	38.8
16 - 17	407	287	274	277	196	65	61	288.2	63	38.68
17 - 18	319	236	204	199	184	59	55	228.4	57	39.22
18 - 19	179	124	134	108	98	64	50	128.6	57	39.3
19 - 20	92	77	70	68	75	33	25	76.4	29	41.96
20 - 21	45	36	28	35	32	31	14	35.2	22.5	45.18
21 - 22	42	16	22	11	12	18	5	20.6	11.5	48.66
22 - 23	20	20	16	11	13	3	3	16	3	47.16
23 - 24	15	6	11	13	5	4	2	10	3	48.5
Totals	3872	2780	2507	2436	2495	1146	798			
% of Total	24.15%	17.34%	15.64%	15.19%	15.56%	7.15%	4.98%			

Incoming Weekly Counts
Alton Rd Facing Alton

from Sun-Mar-15-2020-05-00-AM to Sun-Aug-16-2020-02-59-PM

	30/03/2020	to	05/04/2020							
	Monday	Tuesday	Wednesday	Thursday	Friday	Saturday	Sunday	Week	Weekend	Week Day 85%
Hour	30/03/2020	31/03/2020	01/04/2020	02/04/2020	03/04/2020	04/04/2020	05/04/2020	Day Avg	Avg	Avg Speed
0 - 1	2	6	3	13	4	1	1	5.6	1	41.5
1 - 2	1	3	3	4	1	0	0	2.4	0	37.66
2 - 3	1	5	2	1	5	2	0	2.8	1	44.5
3 - 4	11	9	12	11	5	4	0	9.6	2	45.06
4 - 5	40	34	39	42	31	10	0	37.2	5	45.18
5 - 6	121	123	105	122	106	20	0	115.4	10	41.22
6 - 7	175	193	243	192	209	54	0	202.4	27	38.08
7 - 8	159	164	165	159	163	62	0	162	31	37.7
8 - 9	122	137	130	122	127	68	0	127.6	34	38.12
9 - 10	127	111	117	107	159	102	0	124.2	51	38.76
10 - 11	143	126	142	124	160	102	0	139	51	37.88
11 - 12	133	168	144	160	163	94	0	153.6	47	38.88
12 - 13	148	108	162	131	187	101	0	147.2	50.5	39.48
13 - 14	159	145	143	176	184	115	0	161.4	57.5	39
14 - 15	162	175	154	150	206	104	0	169.4	52	39.18
15 - 16	255	233	260	257	187	94	0	238.4	47	38.94
16 - 17	193	218	208	180	154	83	0	190.6	41.5	38.94
17 - 18	85	97	86	97	96	74	0	92.2	37	40.02
18 - 19	55	62	63	66	89	44	0	67	22	41.32
19 - 20	55	37	21	44	43	40	0	40	20	41.92
20 - 21	21	25	20	18	25	13	0	21.8	6.5	45.06
21 - 22	13	18	16	8	13	11	0	13.6	5.5	45.92
22 - 23	14	15	7	14	2	4	0	10.4	2	48.2
23 - 24	7	8	9	21	3	1	0	9.6	0.5	46.9
Totals	2202	2220	2254	2219	2322	1203	1			
% of Total	17.73%	17.87%	18.15%	17.86%	18.69%	9.69%	0.01%			

Incoming Weekly Counts
Alton Rd Facing Alton

from Sun-Mar-15-2020-05-00-AM to Sun-Aug-16-2020-02-59-PM

	06/04/2020	to	12/04/2020							
	Monday	Tuesday	Wednesday	Thursday	Friday	Saturday	Sunday	Week	Weekend	Week Day 85%
Hour	06/04/2020	07/04/2020	08/04/2020	09/04/2020	10/04/2020	11/04/2020	12/04/2020	Day Avg	Avg	Avg Speed
0 - 1	0	0	0	0	0	0	0	0	0	0
1 - 2	0	0	0	0	0	0	0	0	0	0
2 - 3	0	0	0	0	0	0	0	0	0	0
3 - 4	0	0	0	0	0	0	0	0	0	0
4 - 5	0	0	0	0	0	0	0	0	0	0
5 - 6	0	0	0	0	0	0	0	0	0	0
6 - 7	0	0	0	0	0	0	0	0	0	0
7 - 8	0	0	0	0	0	0	0	0	0	0
8 - 9	0	0	0	0	0	0	0	0	0	0
9 - 10	0	0	0	0	0	0	0	0	0	0
10 - 11	0	0	0	0	0	0	0	0	0	0
11 - 12	0	0	0	0	0	0	0	0	0	0
12 - 13	0	0	0	0	0	0	0	0	0	0
13 - 14	0	0	0	0	0	0	0	0	0	0
14 - 15	0	0	0	0	0	0	0	0	0	0
15 - 16	0	0	0	0	0	0	0	0	0	0
16 - 17	0	0	0	0	0	0	0	0	0	0
17 - 18	0	0	0	0	0	0	0	0	0	0
18 - 19	0	0	0	0	0	0	0	0	0	0
19 - 20	0	0	0	0	0	0	0	0	0	0
20 - 21	0	0	0	0	0	0	0	0	0	0
21 - 22	0	0	0	0	0	0	0	0	0	0
22 - 23	0	0	0	0	0	0	0	0	0	0
23 - 24	0	0	0	0	0	0	0	0	0	0
Totals	0	0	0	0	0	0	0			
% of Total	0%	0%	0%	0%	0%	0%	0%			

Incoming Weekly Counts
Alton Rd Facing Alton

from Sun-Mar-15-2020-05-00-AM to Sun-Aug-16-2020-02-59-PM

	13/04/2020	to	19/04/2020							
	Monday	Tuesday	Wednesday	Thursday	Friday	Saturday	Sunday	Week	Weekend	Week Day 85%
Hour	13/04/2020	14/04/2020	15/04/2020	16/04/2020	17/04/2020	18/04/2020	19/04/2020	Day Avg	Avg	Avg Speed
0 - 1	0	0	0	0	0	0	0	0	0	0
1 - 2	0	0	0	0	0	0	0	0	0	0
2 - 3	0	0	0	0	0	0	0	0	0	0
3 - 4	0	0	0	0	0	0	0	0	0	0
4 - 5	0	0	0	0	0	0	0	0	0	0
5 - 6	0	0	0	0	0	0	0	0	0	0
6 - 7	0	0	0	0	0	0	0	0	0	0
7 - 8	0	0	0	0	0	0	0	0	0	0
8 - 9	0	0	0	0	0	0	0	0	0	0
9 - 10	0	0	0	0	0	0	0	0	0	0
10 - 11	0	0	0	0	0	0	0	0	0	0
11 - 12	0	0	0	0	0	0	0	0	0	0
12 - 13	0	0	0	0	0	0	0	0	0	0
13 - 14	0	0	0	0	0	0	0	0	0	0
14 - 15	0	0	0	0	0	0	0	0	0	0
15 - 16	0	0	0	0	0	0	0	0	0	0
16 - 17	0	0	0	0	0	0	0	0	0	0
17 - 18	0	0	0	0	0	0	0	0	0	0
18 - 19	0	0	0	0	0	0	0	0	0	0
19 - 20	0	0	0	0	0	0	0	0	0	0
20 - 21	0	0	0	0	0	0	0	0	0	0
21 - 22	0	0	0	0	0	0	0	0	0	0
22 - 23	0	0	0	0	0	0	0	0	0	0
23 - 24	0	0	0	0	0	0	0	0	0	0
Totals	0	0	0	0	0	0	0			
% of Total	0%	0%	0%	0%	0%	0%	0%			

Incoming Weekly Counts
Alton Rd Facing Alton

from Sun-Mar-15-2020-05-00-AM to Sun-Aug-16-2020-02-59-PM

	20/04/2020	to	26/04/2020							
	Monday	Tuesday	Wednesday	Thursday	Friday	Saturday	Sunday	Week	Weekend	Week Day 85%
Hour	20/04/2020	21/04/2020	22/04/2020	23/04/2020	24/04/2020	25/04/2020	26/04/2020	Day Avg	Avg	Avg Speed
0 - 1	0	0	0	0	0	0	0	0	0	0
1 - 2	0	0	0	0	0	0	0	0	0	0
2 - 3	0	0	0	0	0	0	0	0	0	0
3 - 4	0	0	0	0	0	0	0	0	0	0
4 - 5	0	0	0	0	0	0	0	0	0	0
5 - 6	0	0	0	0	0	0	0	0	0	0
6 - 7	0	0	0	0	0	0	0	0	0	0
7 - 8	0	0	0	0	0	0	0	0	0	0
8 - 9	0	0	0	0	0	0	0	0	0	0
9 - 10	0	0	0	0	0	0	0	0	0	0
10 - 11	0	0	0	0	0	0	0	0	0	0
11 - 12	0	0	0	0	0	0	0	0	0	0
12 - 13	0	0	0	0	0	0	0	0	0	0
13 - 14	0	0	0	0	0	0	0	0	0	0
14 - 15	0	0	0	0	0	0	0	0	0	0
15 - 16	0	0	0	0	0	0	0	0	0	0
16 - 17	0	0	0	0	0	0	0	0	0	0
17 - 18	0	0	0	0	0	0	0	0	0	0
18 - 19	0	0	0	0	0	0	0	0	0	0
19 - 20	0	0	0	0	0	0	0	0	0	0
20 - 21	0	0	0	0	0	0	0	0	0	0
21 - 22	0	0	0	0	0	0	0	0	0	0
22 - 23	0	0	0	0	0	0	0	0	0	0
23 - 24	0	0	0	0	0	0	0	0	0	0
Totals	0	0	0	0	0	0	0			
% of Total	0%	0%	0%	0%	0%	0%	0%			

Incoming Weekly Counts
Alton Rd Facing Alton

from Sun-Mar-15-2020-05-00-AM to Sun-Aug-16-2020-02-59-PM

	27/04/2020	to	03/05/2020							
	Monday	Tuesday	Wednesday	Thursday	Friday	Saturday	Sunday	Week	Weekend	Week Day 85%
Hour	27/04/2020	28/04/2020	29/04/2020	30/04/2020	01/05/2020	02/05/2020	03/05/2020	Day Avg	Avg	Avg Speed
0 - 1	0	0	0	0	0	0	0	0	0	0
1 - 2	0	0	0	0	0	0	0	0	0	0
2 - 3	0	0	0	0	0	0	0	0	0	0
3 - 4	0	0	0	0	0	0	0	0	0	0
4 - 5	0	0	0	0	0	0	0	0	0	0
5 - 6	0	0	0	0	0	0	0	0	0	0
6 - 7	0	0	0	0	0	0	0	0	0	0
7 - 8	0	0	0	0	0	0	0	0	0	0
8 - 9	0	0	0	0	0	0	0	0	0	0
9 - 10	0	0	0	0	0	0	0	0	0	0
10 - 11	0	0	0	0	0	0	0	0	0	0
11 - 12	0	0	0	0	0	0	0	0	0	0
12 - 13	0	0	0	0	0	0	0	0	0	0
13 - 14	0	0	0	0	0	0	0	0	0	0
14 - 15	0	0	0	0	0	0	0	0	0	0
15 - 16	0	0	0	0	0	0	0	0	0	0
16 - 17	0	0	0	0	0	0	0	0	0	0
17 - 18	0	0	0	0	0	0	0	0	0	0
18 - 19	0	0	0	0	0	0	0	0	0	0
19 - 20	0	0	0	0	0	0	0	0	0	0
20 - 21	0	0	0	0	0	0	0	0	0	0
21 - 22	0	0	0	0	0	0	0	0	0	0
22 - 23	0	0	0	0	0	0	0	0	0	0
23 - 24	0	0	0	0	0	0	0	0	0	0
Totals	0	0	0	0	0	0	0			
% of Total	0%	0%	0%	0%	0%	0%	0%			

Incoming Weekly Counts
Alton Rd Facing Alton

from Sun-Mar-15-2020-05-00-AM to Sun-Aug-16-2020-02-59-PM

	04/05/2020	to	10/05/2020							
	Monday	Tuesday	Wednesday	Thursday	Friday	Saturday	Sunday	Week	Weekend	Week Day 85%
Hour	04/05/2020	05/05/2020	06/05/2020	07/05/2020	08/05/2020	09/05/2020	10/05/2020	Day Avg	Avg	Avg Speed
0 - 1	0	0	0	0	0	0	0	0	0	0
1 - 2	0	0	0	0	0	0	0	0	0	0
2 - 3	0	0	0	0	0	0	0	0	0	0
3 - 4	0	0	0	0	0	0	0	0	0	0
4 - 5	0	0	0	0	0	0	0	0	0	0
5 - 6	0	0	0	0	0	0	0	0	0	0
6 - 7	0	0	0	0	0	0	0	0	0	0
7 - 8	0	0	0	0	0	0	0	0	0	0
8 - 9	0	0	0	0	0	0	0	0	0	0
9 - 10	0	0	0	0	0	0	0	0	0	0
10 - 11	0	0	0	0	0	0	0	0	0	0
11 - 12	0	0	0	0	0	0	0	0	0	0
12 - 13	0	0	0	0	0	0	0	0	0	0
13 - 14	0	0	0	0	0	0	0	0	0	0
14 - 15	0	0	0	0	0	0	0	0	0	0
15 - 16	0	0	0	0	0	0	0	0	0	0
16 - 17	0	0	0	0	0	0	0	0	0	0
17 - 18	0	0	0	0	0	0	0	0	0	0
18 - 19	0	0	0	0	0	0	0	0	0	0
19 - 20	0	0	0	0	0	0	0	0	0	0
20 - 21	0	0	0	0	0	0	0	0	0	0
21 - 22	0	0	0	0	0	0	0	0	0	0
22 - 23	0	0	0	0	0	0	0	0	0	0
23 - 24	0	0	0	0	0	0	0	0	0	0
Totals	0	0	0	0	0	0	0			
% of Total	0%	0%	0%	0%	0%	0%	0%			

Incoming Weekly Counts
Alton Rd Facing Alton

from Sun-Mar-15-2020-05-00-AM to Sun-Aug-16-2020-02-59-PM

	11/05/2020	to	17/05/2020							
	Monday	Tuesday	Wednesday	Thursday	Friday	Saturday	Sunday	Week	Weekend	Week Day 85%
Hour	11/05/2020	12/05/2020	13/05/2020	14/05/2020	15/05/2020	16/05/2020	17/05/2020	Day Avg	Avg	Avg Speed
0 - 1	0	0	0	0	0	0	0	0	0	0
1 - 2	0	0	0	0	0	0	0	0	0	0
2 - 3	0	0	0	0	0	0	0	0	0	0
3 - 4	0	0	0	0	0	0	0	0	0	0
4 - 5	0	0	0	0	0	0	0	0	0	0
5 - 6	0	0	0	0	0	0	0	0	0	0
6 - 7	0	0	0	0	0	0	0	0	0	0
7 - 8	0	0	0	0	0	0	0	0	0	0
8 - 9	0	0	0	0	0	0	0	0	0	0
9 - 10	0	0	0	0	0	0	0	0	0	0
10 - 11	0	0	0	0	0	0	0	0	0	0
11 - 12	0	0	0	0	0	0	0	0	0	0
12 - 13	0	0	0	0	0	0	0	0	0	0
13 - 14	0	0	0	0	0	0	0	0	0	0
14 - 15	0	0	0	0	0	0	0	0	0	0
15 - 16	0	0	0	0	0	0	0	0	0	0
16 - 17	0	0	0	0	0	0	0	0	0	0
17 - 18	0	0	0	0	0	0	0	0	0	0
18 - 19	0	0	0	0	0	0	0	0	0	0
19 - 20	0	0	0	0	0	0	0	0	0	0
20 - 21	0	0	0	0	0	0	0	0	0	0
21 - 22	0	0	0	0	0	0	0	0	0	0
22 - 23	0	0	0	0	0	0	0	0	0	0
23 - 24	0	0	0	0	0	0	0	0	0	0
Totals	0	0	0	0	0	0	0			
% of Total	0%	0%	0%	0%	0%	0%	0%			

Incoming Weekly Counts
Alton Rd Facing Alton

from Sun-Mar-15-2020-05-00-AM to Sun-Aug-16-2020-02-59-PM

	18/05/2020	to	24/05/2020							
	Monday	Tuesday	Wednesday	Thursday	Friday	Saturday	Sunday	Week	Weekend	Week Day 85%
Hour	18/05/2020	19/05/2020	20/05/2020	21/05/2020	22/05/2020	23/05/2020	24/05/2020	Day Avg	Avg	Avg Speed
0 - 1	0	0	0	0	0	0	0	0	0	0
1 - 2	0	0	0	0	0	0	0	0	0	0
2 - 3	0	0	0	0	0	0	0	0	0	0
3 - 4	0	0	0	0	0	0	0	0	0	0
4 - 5	0	0	0	0	0	0	0	0	0	0
5 - 6	0	0	0	0	0	0	0	0	0	0
6 - 7	0	0	0	0	0	0	0	0	0	0
7 - 8	0	0	0	0	0	0	0	0	0	0
8 - 9	0	0	0	0	0	0	0	0	0	0
9 - 10	0	0	0	0	0	0	0	0	0	0
10 - 11	0	0	0	0	0	0	0	0	0	0
11 - 12	0	0	0	0	0	0	0	0	0	0
12 - 13	0	0	0	0	0	0	0	0	0	0
13 - 14	0	0	0	0	0	0	0	0	0	0
14 - 15	0	0	0	0	0	0	0	0	0	0
15 - 16	0	0	0	0	0	0	0	0	0	0
16 - 17	0	0	0	0	0	0	0	0	0	0
17 - 18	0	0	0	0	0	0	0	0	0	0
18 - 19	0	0	0	0	0	0	0	0	0	0
19 - 20	0	0	0	0	0	0	0	0	0	0
20 - 21	0	0	0	0	0	0	0	0	0	0
21 - 22	0	0	0	0	0	0	0	0	0	0
22 - 23	0	0	0	0	0	0	0	0	0	0
23 - 24	0	0	0	0	0	0	0	0	0	0
Totals	0	0	0	0	0	0	0			
% of Total	0%	0%	0%	0%	0%	0%	0%			

Incoming Weekly Counts
Alton Rd Facing Alton

from Sun-Mar-15-2020-05-00-AM to Sun-Aug-16-2020-02-59-PM

	25/05/2020	to	31/05/2020							
	Monday	Tuesday	Wednesday	Thursday	Friday	Saturday	Sunday	Week	Weekend	Week Day 85%
Hour	25/05/2020	26/05/2020	27/05/2020	28/05/2020	29/05/2020	30/05/2020	31/05/2020	Day Avg	Avg	Avg Speed
0 - 1	0	0	0	0	0	0	0	0	0	0
1 - 2	0	0	0	0	0	0	0	0	0	0
2 - 3	0	0	0	0	0	0	0	0	0	0
3 - 4	0	0	0	0	0	0	0	0	0	0
4 - 5	0	0	0	0	0	0	0	0	0	0
5 - 6	0	0	0	0	0	0	0	0	0	0
6 - 7	0	0	0	0	0	0	0	0	0	0
7 - 8	0	0	0	0	0	0	0	0	0	0
8 - 9	0	0	0	0	0	0	0	0	0	0
9 - 10	0	0	0	0	0	0	0	0	0	0
10 - 11	0	0	0	0	0	0	0	0	0	0
11 - 12	0	0	0	0	0	0	0	0	0	0
12 - 13	0	0	0	0	0	0	0	0	0	0
13 - 14	0	0	0	0	0	0	0	0	0	0
14 - 15	0	0	0	0	0	0	0	0	0	0
15 - 16	0	0	0	0	0	0	0	0	0	0
16 - 17	0	0	0	0	0	0	0	0	0	0
17 - 18	0	0	0	0	0	0	0	0	0	0
18 - 19	0	0	0	0	0	0	0	0	0	0
19 - 20	0	0	0	0	0	0	0	0	0	0
20 - 21	0	0	0	0	0	0	0	0	0	0
21 - 22	0	0	0	0	0	0	0	0	0	0
22 - 23	0	0	0	0	0	0	0	0	0	0
23 - 24	0	0	0	0	0	0	0	0	0	0
Totals	0	0	0	0	0	0	0			
% of Total	0%	0%	0%	0%	0%	0%	0%			

Incoming Weekly Counts
Alton Rd Facing Alton

from Sun-Mar-15-2020-05-00-AM to Sun-Aug-16-2020-02-59-PM

	01/06/2020	to	07/06/2020							
	Monday	Tuesday	Wednesday	Thursday	Friday	Saturday	Sunday	Week	Weekend	Week Day 85%
Hour	01/06/2020	02/06/2020	03/06/2020	04/06/2020	05/06/2020	06/06/2020	07/06/2020	Day Avg	Avg	Avg Speed
0 - 1	0	0	0	0	0	0	0	0	0	0
1 - 2	0	0	0	0	0	0	0	0	0	0
2 - 3	0	0	0	0	0	0	0	0	0	0
3 - 4	0	0	0	0	0	0	0	0	0	0
4 - 5	0	0	0	0	0	0	0	0	0	0
5 - 6	0	0	0	0	0	0	0	0	0	0
6 - 7	0	0	0	0	0	0	0	0	0	0
7 - 8	0	0	0	0	0	0	0	0	0	0
8 - 9	0	0	0	0	0	0	0	0	0	0
9 - 10	0	0	0	0	0	0	0	0	0	0
10 - 11	0	0	0	0	0	0	0	0	0	0
11 - 12	0	0	0	0	0	0	0	0	0	0
12 - 13	0	0	0	0	0	0	0	0	0	0
13 - 14	0	0	0	0	0	0	0	0	0	0
14 - 15	0	0	0	0	0	0	0	0	0	0
15 - 16	0	0	0	0	0	0	0	0	0	0
16 - 17	0	0	0	0	0	0	0	0	0	0
17 - 18	0	0	0	0	0	0	0	0	0	0
18 - 19	0	0	0	0	0	0	0	0	0	0
19 - 20	0	0	0	0	0	0	0	0	0	0
20 - 21	0	0	0	0	0	0	0	0	0	0
21 - 22	0	0	0	0	0	0	0	0	0	0
22 - 23	0	0	0	0	0	0	0	0	0	0
23 - 24	0	0	0	0	0	0	0	0	0	0
Totals	0	0	0	0	0	0	0			
% of Total	0%	0%	0%	0%	0%	0%	0%			

Incoming Weekly Counts
Alton Rd Facing Alton

from Sun-Mar-15-2020-05-00-AM to Sun-Aug-16-2020-02-59-PM

	08/06/2020	to	14/06/2020							
	Monday	Tuesday	Wednesday	Thursday	Friday	Saturday	Sunday	Week	Weekend	Week Day 85%
Hour	08/06/2020	09/06/2020	10/06/2020	11/06/2020	12/06/2020	13/06/2020	14/06/2020	Day Avg	Avg	Avg Speed
0 - 1	0	0	0	0	0	0	0	0	0	0
1 - 2	0	0	0	0	0	0	0	0	0	0
2 - 3	0	0	0	0	0	0	0	0	0	0
3 - 4	0	0	0	0	0	0	0	0	0	0
4 - 5	0	0	0	0	0	0	0	0	0	0
5 - 6	0	0	0	0	0	0	0	0	0	0
6 - 7	0	0	0	0	0	0	0	0	0	0
7 - 8	0	0	0	0	0	0	0	0	0	0
8 - 9	0	0	0	0	0	0	0	0	0	0
9 - 10	0	0	0	0	0	0	0	0	0	0
10 - 11	0	0	0	0	0	0	0	0	0	0
11 - 12	0	0	0	0	0	0	0	0	0	0
12 - 13	0	0	0	0	0	0	0	0	0	0
13 - 14	0	0	0	0	0	0	0	0	0	0
14 - 15	0	0	0	0	0	0	0	0	0	0
15 - 16	0	0	0	0	0	0	0	0	0	0
16 - 17	0	0	0	0	0	0	0	0	0	0
17 - 18	0	0	0	0	0	0	0	0	0	0
18 - 19	0	0	0	0	0	0	0	0	0	0
19 - 20	0	0	0	0	0	0	0	0	0	0
20 - 21	0	0	0	0	0	0	0	0	0	0
21 - 22	0	0	0	0	0	0	0	0	0	0
22 - 23	0	0	0	0	0	0	0	0	0	0
23 - 24	0	0	0	0	0	0	0	0	0	0
Totals	0	0	0	0	0	0	0			
% of Total	0%	0%	0%	0%	0%	0%	0%			

Incoming Weekly Counts
Alton Rd Facing Alton

from Sun-Mar-15-2020-05-00-AM to Sun-Aug-16-2020-02-59-PM

	15/06/2020	to	21/06/2020							
	Monday	Tuesday	Wednesday	Thursday	Friday	Saturday	Sunday	Week	Weekend	Week Day 85%
Hour	15/06/2020	16/06/2020	17/06/2020	18/06/2020	19/06/2020	20/06/2020	21/06/2020	Day Avg	Avg	Avg Speed
0 - 1	0	0	0	0	0	0	0	0	0	0
1 - 2	0	0	0	0	0	0	0	0	0	0
2 - 3	0	0	0	0	0	0	0	0	0	0
3 - 4	0	0	0	0	0	0	0	0	0	0
4 - 5	0	0	0	0	0	0	0	0	0	0
5 - 6	0	0	0	0	0	0	0	0	0	0
6 - 7	0	0	0	0	0	0	0	0	0	0
7 - 8	0	0	0	0	0	0	0	0	0	0
8 - 9	0	0	0	0	0	0	0	0	0	0
9 - 10	0	0	0	0	0	0	0	0	0	0
10 - 11	0	0	0	0	0	0	0	0	0	0
11 - 12	0	0	0	0	0	0	0	0	0	0
12 - 13	0	0	0	0	0	0	0	0	0	0
13 - 14	0	0	0	0	0	0	0	0	0	0
14 - 15	0	0	0	0	0	0	0	0	0	0
15 - 16	0	0	0	0	0	0	0	0	0	0
16 - 17	0	0	0	0	0	0	0	0	0	0
17 - 18	0	0	0	0	0	0	0	0	0	0
18 - 19	0	0	0	0	0	0	0	0	0	0
19 - 20	0	0	0	0	0	0	0	0	0	0
20 - 21	0	0	0	0	0	0	0	0	0	0
21 - 22	0	0	0	0	0	0	0	0	0	0
22 - 23	0	0	0	0	0	0	0	0	0	0
23 - 24	0	0	0	0	0	0	0	0	0	0
Totals	0	0	0	0	0	0	0			
% of Total	0%	0%	0%	0%	0%	0%	0%			

Incoming Weekly Counts
Alton Rd Facing Alton

from Sun-Mar-15-2020-05-00-AM to Sun-Aug-16-2020-02-59-PM

	22/06/2020	to	28/06/2020							
	Monday	Tuesday	Wednesday	Thursday	Friday	Saturday	Sunday	Week	Weekend	Week Day 85%
Hour	22/06/2020	23/06/2020	24/06/2020	25/06/2020	26/06/2020	27/06/2020	28/06/2020	Day Avg	Avg	Avg Speed
0 - 1	0	0	0	0	0	0	0	0	0	0
1 - 2	0	0	0	0	0	0	0	0	0	0
2 - 3	0	0	0	0	0	0	0	0	0	0
3 - 4	0	0	0	0	0	0	0	0	0	0
4 - 5	0	0	0	0	0	0	0	0	0	0
5 - 6	0	0	0	0	0	0	0	0	0	0
6 - 7	0	0	0	0	0	0	0	0	0	0
7 - 8	0	0	0	0	0	0	0	0	0	0
8 - 9	0	0	0	0	0	0	0	0	0	0
9 - 10	0	0	0	0	0	0	0	0	0	0
10 - 11	0	0	0	0	0	0	0	0	0	0
11 - 12	0	0	0	0	0	0	0	0	0	0
12 - 13	0	0	0	0	0	0	0	0	0	0
13 - 14	0	0	0	0	0	0	0	0	0	0
14 - 15	0	0	0	0	0	0	0	0	0	0
15 - 16	0	0	0	0	0	0	0	0	0	0
16 - 17	0	0	0	0	0	0	0	0	0	0
17 - 18	0	0	0	0	0	0	0	0	0	0
18 - 19	0	0	0	0	0	0	0	0	0	0
19 - 20	0	0	0	0	0	0	0	0	0	0
20 - 21	0	0	0	0	0	0	0	0	0	0
21 - 22	0	0	0	0	0	0	0	0	0	0
22 - 23	0	0	0	0	0	0	0	0	0	0
23 - 24	0	0	0	0	0	0	0	0	0	0
Totals	0	0	0	0	0	0	0			
% of Total	0%	0%	0%	0%	0%	0%	0%			

Incoming Weekly Counts
Alton Rd Facing Alton

from Sun-Mar-15-2020-05-00-AM to Sun-Aug-16-2020-02-59-PM

	29/06/2020	to	05/07/2020							
	Monday	Tuesday	Wednesday	Thursday	Friday	Saturday	Sunday	Week	Weekend	Week Day 85%
Hour	29/06/2020	30/06/2020	01/07/2020	02/07/2020	03/07/2020	04/07/2020	05/07/2020	Day Avg	Avg	Avg Speed
0 - 1	0	0	0	0	0	0	12	0	6	0
1 - 2	0	0	0	0	0	0	2	0	1	0
2 - 3	0	0	0	0	0	0	3	0	1.5	0
3 - 4	0	0	0	0	0	0	6	0	3	0
4 - 5	0	0	0	0	0	0	11	0	5.5	0
5 - 6	0	0	0	0	0	0	21	0	10.5	0
6 - 7	0	0	0	0	0	0	46	0	23	0
7 - 8	0	0	0	0	0	0	85	0	42.5	0
8 - 9	0	0	0	0	0	0	146	0	73	0
9 - 10	0	0	0	0	0	0	205	0	102.5	0
10 - 11	0	0	0	0	0	0	252	0	126	0
11 - 12	0	0	0	0	0	73	260	0	166.5	0
12 - 13	0	0	0	0	0	245	229	0	237	0
13 - 14	0	0	0	0	0	247	264	0	255.5	0
14 - 15	0	0	0	0	0	224	234	0	229	0
15 - 16	0	0	0	0	0	247	242	0	244.5	0
16 - 17	0	0	0	0	0	212	244	0	228	0
17 - 18	0	0	0	0	0	164	198	0	181	0
18 - 19	0	0	0	0	0	122	139	0	130.5	0
19 - 20	0	0	0	0	0	79	95	0	87	0
20 - 21	0	0	0	0	0	39	57	0	48	0
21 - 22	0	0	0	0	0	43	42	0	42.5	0
22 - 23	0	0	0	0	0	30	16	0	23	0
23 - 24	0	0	0	0	0	20	5	0	12.5	0
Totals	0	0	0	0	0	1745	2814			
% of Total	0%	0%	0%	0%	0%	38.28%	61.72%			

Incoming Weekly Counts
Alton Rd Facing Alton

from Sun-Mar-15-2020-05-00-AM to Sun-Aug-16-2020-02-59-PM

	06/07/2020	to	12/07/2020							
	Monday	Tuesday	Wednesday	Thursday	Friday	Saturday	Sunday	Week	Weekend	Week Day 85%
Hour	06/07/2020	07/07/2020	08/07/2020	09/07/2020	10/07/2020	11/07/2020	12/07/2020	Day Avg	Avg	Avg Speed
0 - 1	5	7	13	15	21	5	12	12.2	8.5	42.3
1 - 2	3	11	9	3	3	2	8	5.8	5	48
2 - 3	4	1	14	7	12	5	10	7.6	7.5	47.66
3 - 4	11	19	37	17	15	7	7	19.8	7	44.7
4 - 5	56	44	109	51	52	16	12	62.4	14	45.14
5 - 6	202	243	194	197	193	58	44	205.8	51	41.12
6 - 7	376	359	379	409	330	111	54	370.6	82.5	37.14
7 - 8	368	405	395	373	353	152	91	378.8	121.5	35.32
8 - 9	274	255	272	256	277	201	139	266.8	170	36.42
9 - 10	260	286	252	278	307	269	245	276.6	257	36.32
10 - 11	259	270	276	246	347	303	294	279.6	298.5	36.46
11 - 12	275	315	283	287	380	310	277	308	293.5	37.04
12 - 13	258	290	301	279	339	258	228	293.4	243	36.94
13 - 14	346	295	326	337	427	251	299	346.2	275	36.96
14 - 15	364	383	352	355	351	256	263	361	259.5	37.5
15 - 16	409	443	441	466	396	227	273	431	250	37.2
16 - 17	379	431	425	370	339	247	274	388.8	260.5	37.66
17 - 18	208	242	253	267	261	224	208	246.2	216	38.28
18 - 19	155	172	128	134	169	167	195	151.6	181	39.8
19 - 20	115	97	92	78	94	113	137	95.2	125	40.38
20 - 21	58	64	73	81	57	78	99	66.6	88.5	38.84
21 - 22	49	46	37	37	64	62	39	46.6	50.5	41.1
22 - 23	14	29	73	28	36	40	21	36	30.5	42.82
23 - 24	22	15	17	23	6	21	7	16.6	14	45.84
Totals	4470	4722	4751	4594	4829	3383	3236			
% of Total	14.91%	15.75%	15.84%	15.32%	16.1%	11.28%	10.79%			

Incoming Weekly Counts
Alton Rd Facing Alton

from Sun-Mar-15-2020-05-00-AM to Sun-Aug-16-2020-02-59-PM

	13/07/2020	to	19/07/2020							
	Monday	Tuesday	Wednesday	Thursday	Friday	Saturday	Sunday	Week	Weekend	Week Day 85%
Hour	13/07/2020	14/07/2020	15/07/2020	16/07/2020	17/07/2020	18/07/2020	19/07/2020	Day Avg	Avg	Avg Speed
0 - 1	2	33	8	19	15	9	4	15.4	6.5	47.3
1 - 2	2	4	6	6	9	12	3	5.4	7.5	39.5
2 - 3	4	3	10	4	16	8	4	7.4	6	47.1
3 - 4	18	16	20	16	26	11	9	19.2	10	45.14
4 - 5	59	56	59	71	45	20	13	58	16.5	44.08
5 - 6	200	201	226	210	202	67	36	207.8	51.5	40.86
6 - 7	407	395	361	399	367	106	48	385.8	77	37.08
7 - 8	362	432	367	407	371	179	56	387.8	117.5	35.68
8 - 9	268	285	298	319	291	205	120	292.2	162.5	35.12
9 - 10	284	302	267	265	334	297	191	290.4	244	35.72
10 - 11	313	247	318	316	339	320	263	306.6	291.5	35.46
11 - 12	276	272	293	308	357	280	245	301.2	262.5	36.68
12 - 13	260	319	300	317	390	299	261	317.2	280	36.12
13 - 14	302	365	359	352	391	281	252	353.8	266.5	36.64
14 - 15	325	350	358	341	400	299	237	354.8	268	36.62
15 - 16	439	477	485	465	409	278	205	455	241.5	36.96
16 - 17	368	390	443	440	352	289	229	398.6	259	37.12
17 - 18	236	250	261	249	268	226	210	252.8	218	38.48
18 - 19	156	149	195	228	214	196	149	188.4	172.5	38.94
19 - 20	113	114	161	149	155	156	120	138.4	138	38.86
20 - 21	81	87	92	118	102	115	76	96	95.5	39.26
21 - 22	46	58	66	83	96	65	44	69.8	54.5	40.4
22 - 23	211	25	27	45	52	36	27	72	31.5	36.9
23 - 24	137	25	16	24	21	16	11	44.6	13.5	38.08
Totals	4869	4855	4996	5151	5222	3770	2813			
% of Total	15.37%	15.33%	15.77%	16.26%	16.49%	11.9%	8.88%			

Incoming Weekly Counts
Alton Rd Facing Alton

from Sun-Mar-15-2020-05-00-AM to Sun-Aug-16-2020-02-59-PM

	20/07/2020	to	26/07/2020							
	Monday	Tuesday	Wednesday	Thursday	Friday	Saturday	Sunday	Week	Weekend	Week Day 85%
Hour	20/07/2020	21/07/2020	22/07/2020	23/07/2020	24/07/2020	25/07/2020	26/07/2020	Day Avg	Avg	Avg Speed
0 - 1	5	16	3	11	15	3	7	10	5	39.34
1 - 2	4	7	7	9	14	8	5	8.2	6.5	43
2 - 3	0	1	11	6	7	5	4	5	4.5	37.5
3 - 4	13	7	12	10	14	11	7	11.2	9	44
4 - 5	62	59	68	55	55	27	19	59.8	23	39.98
5 - 6	211	175	182	181	207	67	42	191.2	54.5	35.22
6 - 7	373	278	295	264	335	103	67	309	85	28.68
7 - 8	408	300	284	270	319	132	101	316.2	116.5	27.04
8 - 9	281	246	265	273	282	211	143	269.4	177	31.1
9 - 10	274	264	254	244	306	227	185	268.4	206	30.1
10 - 11	268	268	240	248	344	272	232	273.6	252	28.88
11 - 12	265	219	247	256	338	274	280	265	277	29.12
12 - 13	253	295	246	281	316	297	273	278.2	285	29.96
13 - 14	289	268	279	344	314	298	278	298.8	288	30.42
14 - 15	293	297	298	371	373	427	263	326.4	345	29.96
15 - 16	314	313	299	461	322	299	212	341.8	255.5	26.88
16 - 17	278	335	279	418	361	206	222	334.2	214	27.92
17 - 18	247	245	259	293	276	166	198	264	182	32.64
18 - 19	195	174	205	214	189	240	155	195.4	197.5	33.34
19 - 20	151	137	172	117	119	296	103	139.2	199.5	35.24
20 - 21	102	100	107	99	76	62	79	96.8	70.5	35.84
21 - 22	63	62	75	61	58	36	33	63.8	34.5	37.1
22 - 23	28	46	48	25	37	43	17	36.8	30	38.68
23 - 24	34	27	18	18	12	17	7	21.8	12	41.42
Totals	4411	4139	4153	4529	4689	3727	2932			
% of Total	15.43%	14.48%	14.53%	15.85%	16.41%	13.04%	10.26%			

Incoming Weekly Counts
Alton Rd Facing Alton

from Sun-Mar-15-2020-05-00-AM to Sun-Aug-16-2020-02-59-PM

	27/07/2020	to	02/08/2020							
	Monday	Tuesday	Wednesday	Thursday	Friday	Saturday	Sunday	Week	Weekend	Week Day 85%
Hour	27/07/2020	28/07/2020	29/07/2020	30/07/2020	31/07/2020	01/08/2020	02/08/2020	Day Avg	Avg	Avg Speed
0 - 1	1	11	9	16	15	9	9	10.4	9	46.46
1 - 2	2	13	16	4	4	3	7	7.8	5	45.6
2 - 3	3	3	6	4	3	4	5	3.8	4.5	51
3 - 4	16	14	19	16	21	7	7	17.2	7	46.46
4 - 5	60	52	56	55	50	19	17	54.6	18	46
5 - 6	215	214	246	230	208	63	20	222.6	41.5	40.18
6 - 7	371	364	381	403	348	109	64	373.4	86.5	36.66
7 - 8	324	327	333	323	315	177	91	324.4	134	35.66
8 - 9	240	268	291	255	294	220	192	269.6	206	36.64
9 - 10	234	277	303	313	317	278	247	288.8	262.5	35.06
10 - 11	282	322	274	344	356	319	293	315.6	306	36.18
11 - 12	317	315	316	302	382	280	309	326.4	294.5	36.26
12 - 13	223	287	275	295	382	256	242	292.4	249	36.72
13 - 14	259	305	296	335	310	295	244	301	269.5	36.82
14 - 15	297	351	360	390	351	262	245	349.8	253.5	37.02
15 - 16	432	481	421	468	500	230	275	460.4	252.5	36.72
16 - 17	373	465	467	444	383	223	253	426.4	238	36.12
17 - 18	234	238	285	333	467	191	236	311.4	213.5	37.82
18 - 19	138	152	201	181	398	189	184	214	186.5	38.26
19 - 20	75	88	127	150	147	126	117	117.4	121.5	40.36
20 - 21	56	69	85	107	120	107	57	87.4	82	41.78
21 - 22	53	46	52	68	83	74	33	60.4	53.5	41.78
22 - 23	28	25	31	33	43	49	22	32	35.5	44.56
23 - 24	11	14	15	13	21	27	7	14.8	17	45.34
Totals	4244	4701	4865	5082	5518	3517	3176			
% of Total	13.64%	15.11%	15.64%	16.34%	17.74%	11.31%	10.21%			

Incoming Weekly Counts
Alton Rd Facing Alton

from Sun-Mar-15-2020-05-00-AM to Sun-Aug-16-2020-02-59-PM

	03/08/2020	to	09/08/2020							
	Monday	Tuesday	Wednesday	Thursday	Friday	Saturday	Sunday	Week	Weekend	Week Day 85%
Hour	03/08/2020	04/08/2020	05/08/2020	06/08/2020	07/08/2020	08/08/2020	09/08/2020	Day Avg	Avg	Avg Speed
0 - 1	3	12	22	15	6	7	8	11.6	7.5	43.84
1 - 2	1	7	7	6	2	1	6	4.6	3.5	43
2 - 3	3	6	2	12	15	6	7	7.6	6.5	47.66
3 - 4	7	16	23	13	22	15	5	16.2	10	50.5
4 - 5	72	53	44	50	52	26	7	54.2	16.5	44.74
5 - 6	202	226	221	234	199	65	31	216.4	48	39.02
6 - 7	398	384	381	352	366	119	82	376.2	100.5	36.5
7 - 8	307	348	334	317	291	167	101	319.4	134	35.82
8 - 9	272	241	283	296	282	236	203	274.8	219.5	36.38
9 - 10	252	326	287	302	315	255	241	296.4	248	36.36
10 - 11	332	275	303	303	407	312	292	324	302	36.4
11 - 12	284	303	308	343	421	328	296	331.8	312	36.94
12 - 13	327	279	295	306	397	243	241	320.8	242	37.1
13 - 14	303	275	292	342	346	274	244	311.6	259	36.94
14 - 15	338	367	345	384	346	245	219	356	232	37.08
15 - 16	448	465	463	472	385	251	257	446.6	254	36.84
16 - 17	421	409	445	428	380	225	271	416.6	248	36.96
17 - 18	278	248	298	294	265	222	192	276.6	207	37.64
18 - 19	178	190	193	198	217	192	225	195.2	208.5	38.66
19 - 20	134	119	151	142	134	145	144	136	144.5	38.78
20 - 21	68	81	99	142	103	110	109	98.6	109.5	39.16
21 - 22	67	52	72	66	86	76	70	68.6	73	42.66
22 - 23	19	25	27	37	41	41	26	29.8	33.5	43.32
23 - 24	9	10	20	23	17	15	13	15.8	14	44.76
Totals	4723	4717	4915	5077	5095	3576	3290			
% of Total	15.04%	15.03%	15.66%	16.17%	16.23%	11.39%	10.48%			

Incoming Weekly Counts
Alton Rd Facing Alton

from Sun-Mar-15-2020-05-00-AM to Sun-Aug-16-2020-02-59-PM

	10/08/2020	to	16/08/2020							
	Monday	Tuesday	Wednesday	Thursday	Friday	Saturday	Sunday	Week	Weekend	Week Day 85%
Hour	10/08/2020	11/08/2020	12/08/2020	13/08/2020	14/08/2020	15/08/2020	16/08/2020	Day Avg	Avg	Avg Speed
0 - 1	0	16	13	10	9	11	10	9.6	10.5	46.58
1 - 2	6	10	19	8	3	3	4	9.2	3.5	49.02
2 - 3	0	7	5	10	5	6	7	5.4	6.5	46.25
3 - 4	14	16	8	17	9	8	8	12.8	8	49.24
4 - 5	65	67	65	55	66	17	7	63.6	12	44.74
5 - 6	196	220	236	230	221	46	29	220.6	37.5	40.3
6 - 7	397	386	376	383	303	90	49	369	69.5	36.8
7 - 8	316	376	332	348	332	134	103	340.8	118.5	35.58
8 - 9	295	304	263	273	282	186	173	283.4	179.5	35.7
9 - 10	292	307	320	283	325	249	248	305.4	248.5	35.56
10 - 11	300	315	332	304	375	280	296	325.2	288	35.68
11 - 12	309	278	279	332	350	251	304	309.6	277.5	36.2
12 - 13	289	296	276	315	388	251	257	312.8	254	37.14
13 - 14	305	271	324	342	372	193	243	322.8	218	37.04
14 - 15	323	334	335	358	378	252	90	345.6	171	37.62
15 - 16	443	460	477	435	345	213	*	432	213	36.2
16 - 17	387	436	430	408	361	207	*	404.4	207	36
17 - 18	252	295	289	252	258	210	*	269.2	210	37.98
18 - 19	183	176	158	184	171	189	*	174.4	189	39.14
19 - 20	141	138	113	109	110	141	*	122.2	141	38.14
20 - 21	122	118	87	76	80	82	*	96.6	82	40.32
21 - 22	48	95	56	58	63	66	*	64	66	42.3
22 - 23	25	41	30	38	26	32	*	32	32	41.4
23 - 24	18	23	18	17	15	24	*	18.2	24	45.06
Totals	4726	4985	4841	4845	4847	3141	1828			
% of Total	16.18%	17.06%	16.57%	16.59%	16.59%	10.75%	6.26%			

Incoming Monthly Counts
Alton Rd Facing Alton

from Sun-Mar-15-2020-05-00-AM to Sun-Aug-16-2020-02-59-PM

	Mar 2020									
	Monday	Tuesday	Wednesday	Thursday	Friday	Saturday	Sunday	Week	Weekend	Week Day 85%
Hour								Day Avg	Avg	Avg Speed
0 - 1	12	27	17	29	12	17	14	19.4	15.5	45.6
1 - 2	8	24	7	12	11	4	5	12.4	4.5	42.06
2 - 3	11	11	5	4	8	9	3	7.8	6	45.16
3 - 4	14	15	9	6	11	5	5	11	5	43.26
4 - 5	68	59	15	21	21	18	16	36.8	17	49.84
5 - 6	262	240	102	102	96	41	32	160.4	36.5	43.76
6 - 7	708	668	442	379	401	87	83	519.6	85	39.36
7 - 8	1158	1049	707	661	660	175	122	847	148.5	35.72
8 - 9	1135	884	724	682	596	239	237	804.2	238	34.32
9 - 10	729	643	462	437	459	268	357	546	312.5	36.34
10 - 11	667	582	441	436	434	322	504	512	413	36.54
11 - 12	643	648	432	416	577	365	633	543.2	499	37.72
12 - 13	659	527	448	394	626	357	586	530.8	471.5	37.56
13 - 14	715	610	505	435	473	372	564	547.6	468	37.92
14 - 15	815	646	468	471	603	320	557	600.6	438.5	36.7
15 - 16	931	831	567	495	539	322	532	672.6	427	37.22
16 - 17	1192	1079	812	780	674	286	469	907.4	377.5	36.4
17 - 18	904	818	625	619	506	249	424	694.4	336.5	37.28
18 - 19	589	466	421	326	287	205	349	417.8	277	38.32
19 - 20	352	309	234	210	237	110	243	268.4	176.5	40.36
20 - 21	154	148	117	108	108	87	148	127	117.5	43.16
21 - 22	120	89	76	61	56	52	72	80.4	62	44.68
22 - 23	70	73	39	37	33	27	58	50.4	42.5	45.76
23 - 24	40	33	26	35	18	15	15	30.4	15	46.52
Totals	11956	10479	7701	7156	7446	3952	6028			
% of Total	21.85%	19.15%	14.07%	13.08%	13.61%	7.22%	11.02%			

Incoming Monthly Counts
Alton Rd Facing Alton

from Sun-Mar-15-2020-05-00-AM to Sun-Aug-16-2020-02-59-PM

Hour	Apr 2020 Monday	Tuesday	Wednesday	Thursday	Friday	Saturday	Sunday	Week Day Avg	Weekend Avg	Week Day 85% Avg Speed
0 - 1	0	0	3	13	4	1	1	4	1	41.67
1 - 2	0	0	3	4	1	0	0	1.6	0	37.77
2 - 3	0	0	2	1	5	2	0	1.6	1	49.17
3 - 4	0	0	12	11	5	4	0	5.6	2	42.6
4 - 5	0	0	39	42	31	10	0	22.4	5	44.27
5 - 6	0	0	105	122	106	20	0	66.6	10	42.1
6 - 7	0	0	243	192	209	54	0	128.8	27	38.03
7 - 8	0	0	165	159	163	62	0	97.4	31	37.6
8 - 9	0	0	130	122	127	68	0	75.8	34	37.9
9 - 10	0	0	117	107	159	102	0	76.6	51	38.1
10 - 11	0	0	142	124	160	102	0	85.2	51	38.23
11 - 12	0	0	144	160	163	94	0	93.4	47	39.1
12 - 13	0	0	162	131	187	101	0	96	50.5	40.07
13 - 14	0	0	143	176	184	115	0	100.6	57.5	39.6
14 - 15	0	0	154	150	206	104	0	102	52	39.27
15 - 16	0	0	260	257	187	94	0	140.8	47	38.8
16 - 17	0	0	208	180	154	83	0	108.4	41.5	39.27
17 - 18	0	0	86	97	96	74	0	55.8	37	40.2
18 - 19	0	0	63	66	89	44	0	43.6	22	41.3
19 - 20	0	0	21	44	43	40	0	21.6	20	40.7
20 - 21	0	0	20	18	25	13	0	12.6	6.5	45.93
21 - 22	0	0	16	8	13	11	0	7.4	5.5	45.7
22 - 23	0	0	7	14	2	4	0	4.6	2	48.9
23 - 24	0	0	9	21	3	1	0	6.6	0.5	46.5
Totals	0	0	2254	2219	2322	1203	1			
% of Total	0%	0%	28.18%	27.74%	29.03%	15.04%	0.01%			

Incoming Monthly Counts
Alton Rd Facing Alton

from Sun-Mar-15-2020-05-00-AM to Sun-Aug-16-2020-02-59-PM

Hour	May 2020 Monday	Tuesday	Wednesday	Thursday	Friday	Saturday	Sunday	Week Day Avg	Weekend Avg	Week Day 85% Avg Speed
0 - 1	0	0	0	0	0	0	0	0	0	0
1 - 2	0	0	0	0	0	0	0	0	0	0
2 - 3	0	0	0	0	0	0	0	0	0	0
3 - 4	0	0	0	0	0	0	0	0	0	0
4 - 5	0	0	0	0	0	0	0	0	0	0
5 - 6	0	0	0	0	0	0	0	0	0	0
6 - 7	0	0	0	0	0	0	0	0	0	0
7 - 8	0	0	0	0	0	0	0	0	0	0
8 - 9	0	0	0	0	0	0	0	0	0	0
9 - 10	0	0	0	0	0	0	0	0	0	0
10 - 11	0	0	0	0	0	0	0	0	0	0
11 - 12	0	0	0	0	0	0	0	0	0	0
12 - 13	0	0	0	0	0	0	0	0	0	0
13 - 14	0	0	0	0	0	0	0	0	0	0
14 - 15	0	0	0	0	0	0	0	0	0	0
15 - 16	0	0	0	0	0	0	0	0	0	0
16 - 17	0	0	0	0	0	0	0	0	0	0
17 - 18	0	0	0	0	0	0	0	0	0	0
18 - 19	0	0	0	0	0	0	0	0	0	0
19 - 20	0	0	0	0	0	0	0	0	0	0
20 - 21	0	0	0	0	0	0	0	0	0	0
21 - 22	0	0	0	0	0	0	0	0	0	0
22 - 23	0	0	0	0	0	0	0	0	0	0
23 - 24	0	0	0	0	0	0	0	0	0	0
Totals	0	0	0	0	0	0	0			
% of Total	0%	0%	0%	0%	0%	0%	0%			

Incoming Monthly Counts
Alton Rd Facing Alton

from Sun-Mar-15-2020-05-00-AM to Sun-Aug-16-2020-02-59-PM

	Jun 2020									
	Monday	Tuesday	Wednesday	Thursday	Friday	Saturday	Sunday	Week	Weekend	Week Day 85%
Hour								Day Avg	Avg	Avg Speed
0 - 1	0	0	0	0	0	0	0	0	0	0
1 - 2	0	0	0	0	0	0	0	0	0	0
2 - 3	0	0	0	0	0	0	0	0	0	0
3 - 4	0	0	0	0	0	0	0	0	0	0
4 - 5	0	0	0	0	0	0	0	0	0	0
5 - 6	0	0	0	0	0	0	0	0	0	0
6 - 7	0	0	0	0	0	0	0	0	0	0
7 - 8	0	0	0	0	0	0	0	0	0	0
8 - 9	0	0	0	0	0	0	0	0	0	0
9 - 10	0	0	0	0	0	0	0	0	0	0
10 - 11	0	0	0	0	0	0	0	0	0	0
11 - 12	0	0	0	0	0	0	0	0	0	0
12 - 13	0	0	0	0	0	0	0	0	0	0
13 - 14	0	0	0	0	0	0	0	0	0	0
14 - 15	0	0	0	0	0	0	0	0	0	0
15 - 16	0	0	0	0	0	0	0	0	0	0
16 - 17	0	0	0	0	0	0	0	0	0	0
17 - 18	0	0	0	0	0	0	0	0	0	0
18 - 19	0	0	0	0	0	0	0	0	0	0
19 - 20	0	0	0	0	0	0	0	0	0	0
20 - 21	0	0	0	0	0	0	0	0	0	0
21 - 22	0	0	0	0	0	0	0	0	0	0
22 - 23	0	0	0	0	0	0	0	0	0	0
23 - 24	0	0	0	0	0	0	0	0	0	0
Totals	0	0	0	0	0	0	0			
% of Total	0%	0%	0%	0%	0%	0%	0%			

Incoming Monthly Counts
Alton Rd Facing Alton

from Sun-Mar-15-2020-05-00-AM to Sun-Aug-16-2020-02-59-PM

Hour	Jul 2020 Monday	Tuesday	Wednesday	Thursday	Friday	Saturday	Sunday	Week Day Avg	Weekend Avg	Week Day 85% Avg Speed
0 - 1	13	67	33	61	66	17	35	48	26	45.42
1 - 2	11	35	38	22	30	22	18	27.2	20	45.78
2 - 3	11	8	41	21	38	18	21	23.8	19.5	48.54
3 - 4	58	56	88	59	76	29	29	67.4	29	45.46
4 - 5	237	211	292	232	202	63	55	234.8	59	44.14
5 - 6	828	833	848	818	810	192	143	827.4	167.5	40.08
6 - 7	1527	1396	1416	1475	1380	320	215	1438.8	267.5	36.1
7 - 8	1462	1464	1379	1373	1358	463	333	1407.2	398	34.9
8 - 9	1063	1054	1126	1103	1144	617	548	1098	582.5	35.16
9 - 10	1052	1129	1076	1100	1264	793	826	1124.2	809.5	35.02
10 - 11	1122	1107	1108	1154	1386	895	1041	1175.4	968	35.02
11 - 12	1133	1121	1139	1153	1457	937	1062	1200.6	999.5	35.68
12 - 13	994	1191	1122	1172	1427	1099	991	1181.2	1045	35.64
13 - 14	1196	1233	1260	1368	1442	1077	1093	1299.8	1085	35.94
14 - 15	1279	1381	1368	1457	1475	1206	997	1392	1101.5	36.24
15 - 16	1594	1714	1646	1860	1627	1051	932	1688.2	991.5	36.22
16 - 17	1398	1621	1614	1672	1435	954	969	1548	961.5	36.26
17 - 18	925	975	1058	1142	1272	780	814	1074.4	797	37.5
18 - 19	644	647	729	757	970	725	638	749.4	681.5	37.98
19 - 20	454	436	552	494	515	644	455	490.2	549.5	38.88
20 - 21	297	320	357	405	355	294	311	346.8	302.5	39
21 - 22	211	212	230	249	301	206	158	240.6	182	40.28
22 - 23	281	125	179	131	168	149	81	176.8	115	41.3
23 - 24	204	81	66	78	60	74	30	97.8	52	43
Totals	17994	18417	18765	19356	20258	12625	11795			
% of Total	15.09%	15.45%	15.74%	16.24%	16.99%	10.59%	9.89%			

Incoming Monthly Counts
Alton Rd Facing Alton

from Sun-Mar-15-2020-05-00-AM to Sun-Aug-16-2020-02-59-PM

Hour	Aug 2020 Monday	Tuesday	Wednesday	Thursday	Friday	Saturday	Sunday	Week Day Avg	Weekend Avg	Week Day 85% Avg Speed
0 - 1	3	28	35	25	15	27	27	21.2	27	44.02
1 - 2	7	17	26	14	5	7	17	13.8	12	44.94
2 - 3	3	13	7	22	20	16	19	13	17.5	48.42
3 - 4	21	32	31	30	31	30	20	29	25	48.9
4 - 5	137	120	109	105	118	62	31	117.8	46.5	44.62
5 - 6	398	446	457	464	420	174	80	437	127	39.58
6 - 7	795	770	757	735	669	318	195	745.2	256.5	36.72
7 - 8	623	724	666	665	623	478	295	660.2	386.5	35.66
8 - 9	567	545	546	569	564	642	568	558.2	605	35.94
9 - 10	544	633	607	585	640	782	736	601.8	759	36
10 - 11	632	590	635	607	782	911	881	649.2	896	36.1
11 - 12	593	581	587	675	771	859	909	641.4	884	36.72
12 - 13	616	575	571	621	785	750	740	633.6	745	37.1
13 - 14	608	546	616	684	718	762	731	634.4	746.5	37.08
14 - 15	661	701	680	742	724	759	554	701.6	656.5	37.36
15 - 16	891	925	940	907	730	694	532	878.6	613	36.54
16 - 17	808	845	875	836	741	655	524	821	589.5	36.48
17 - 18	530	543	587	546	523	623	428	545.8	525.5	37.88
18 - 19	361	366	351	382	388	570	409	369.6	489.5	38.92
19 - 20	275	257	264	251	244	412	261	258.2	336.5	38.44
20 - 21	190	199	186	218	183	299	166	195.2	232.5	39.48
21 - 22	115	147	128	124	149	216	103	132.6	159.5	42.42
22 - 23	44	66	57	75	67	122	48	61.8	85	42.72
23 - 24	27	33	38	40	32	66	20	34	43	44.88
Totals	9449	9702	9756	9922	9942	10234	8294			
% of Total	14.04%	14.42%	14.5%	14.74%	14.77%	15.21%	12.32%			

Incoming Weekly Speeds
Alton Rd Facing Alton

from Sun-Mar-15-2020-05-00-AM to Sun-Aug-16-2020-02-59-PM

	09/03/2020	to	15/03/2020							
	Monday	Tuesday	Wednesday	Thursday	Friday	Saturday	Sunday	Week	Weekend	Week Day 85%
Hour	09/03/2020	10/03/2020	11/03/2020	12/03/2020	13/03/2020	14/03/2020	15/03/2020	Day Avg	Avg	Avg Speed
0 - 1	*	*	*	*	*	*	*	*	*	0
1 - 2	*	*	*	*	*	*	*	*	*	0
2 - 3	*	*	*	*	*	*	*	*	*	0
3 - 4	*	*	*	*	*	*	*	*	*	0
4 - 5	*	*	*	*	*	*	*	*	*	0
5 - 6	*	*	*	*	*	*	44.2	0	44.2	0
6 - 7	*	*	*	*	*	*	34.36	0	34.36	0
7 - 8	*	*	*	*	*	*	33.65	0	33.65	0
8 - 9	*	*	*	*	*	*	30.37	0	30.37	0
9 - 10	*	*	*	*	*	*	32.65	0	32.65	0
10 - 11	*	*	*	*	*	*	30.82	0	30.82	0
11 - 12	*	*	*	*	*	*	28.97	0	28.97	0
12 - 13	*	*	*	*	*	*	30.12	0	30.12	0
13 - 14	*	*	*	*	*	*	27.47	0	27.47	0
14 - 15	*	*	*	*	*	*	22.07	0	22.07	0
15 - 16	*	*	*	*	*	*	29.09	0	29.09	0
16 - 17	*	*	*	*	*	*	30.27	0	30.27	0
17 - 18	*	*	*	*	*	*	30.48	0	30.48	0
18 - 19	*	*	*	*	*	*	31.8	0	31.8	0
19 - 20	*	*	*	*	*	*	32.71	0	32.71	0
20 - 21	*	*	*	*	*	*	35.37	0	35.37	0
21 - 22	*	*	*	*	*	*	36.38	0	36.38	0
22 - 23	*	*	*	*	*	*	34.07	0	34.07	0
23 - 24	*	*	*	*	*	*	39.86	0	39.86	0

Incoming Weekly Speeds
Alton Rd Facing Alton

from Sun-Mar-15-2020-05-00-AM to Sun-Aug-16-2020-02-59-PM

	16/03/2020	to	22/03/2020							
	Monday	Tuesday	Wednesday	Thursday	Friday	Saturday	Sunday	Week	Weekend	Week Day 85%
Hour	16/03/2020	17/03/2020	18/03/2020	19/03/2020	20/03/2020	21/03/2020	22/03/2020	Day Avg	Avg	Avg Speed
0 - 1	37.14	39.92	38.75	36.65	38.38	35.19	36.18	38.03	35.59	46
1 - 2	31	36.24	37.83	36.29	34.5	38.25	42.25	35.59	40.25	41
2 - 3	39.62	37.83	42	42	39	33.67	0	39.43	33.67	45.66
3 - 4	32	30.33	33.25	37	32.86	30.33	45.33	33.37	37.83	38
4 - 5	38.87	38.33	42.67	39.73	42	37.91	41.17	40.07	39.06	50.6
5 - 6	35.62	35.71	37.66	33.43	33.81	36.24	39.93	35.25	37.71	43.54
6 - 7	29.42	30.86	30.49	30.63	30.59	35.93	33.15	30.38	35.04	38.24
7 - 8	27.34	27	27.59	27.51	27.86	31.3	30.66	27.43	31.14	34.68
8 - 9	22.81	23.11	26.03	25.12	26.86	32.13	33.46	24.6	32.54	32.36
9 - 10	29.38	28.39	28.74	28.77	28.47	30.6	33.1	28.75	31.62	35.08
10 - 11	29.78	29.73	29.15	28.24	29	29.82	31.14	29.19	30.39	35.46
11 - 12	30.24	30	29.1	27.32	29.93	31.15	30.95	29.44	31.06	36.76
12 - 13	29.64	30.4	30.08	28.86	28.82	31.48	31.11	29.51	31.3	36.64
13 - 14	30.08	29.59	29.27	28.14	29.42	30.54	31.22	29.33	30.86	36.74
14 - 15	28.96	28.26	29.07	28.56	27.96	29.16	31.5	28.55	30.28	35.22
15 - 16	29.68	28.78	28.97	28.87	28.86	31.25	30.48	29.05	30.87	35.56
16 - 17	28.11	27.06	27.43	27.76	28.41	30.83	29.89	27.74	30.41	34.46
17 - 18	28.79	28.59	28.11	29.01	29.62	28.95	31.32	28.78	30	35.52
18 - 19	29.42	29.53	29.92	31.5	30.55	31.39	32.41	30.05	31.89	37.3
19 - 20	31.38	30.94	34.49	32.5	31.93	33.6	36.42	32.16	35.17	39.68
20 - 21	34.28	34.68	33.33	35.05	33.11	34.84	34.75	34.08	34.8	42.12
21 - 22	34.42	35.91	33.59	33.9	34.8	36.79	38.13	34.52	37.42	43.08
22 - 23	35.92	32.37	37.39	39.15	36.4	34.21	38	35.87	36.14	43.88
23 - 24	32.61	41.79	38.07	35.09	33.69	36.09	38.83	36.34	37.06	44.76

Incoming Weekly Speeds
Alton Rd Facing Alton

from Sun-Mar-15-2020-05-00-AM to Sun-Aug-16-2020-02-59-PM

	23/03/2020	to	29/03/2020							
	Monday	Tuesday	Wednesday	Thursday	Friday	Saturday	Sunday	Week	Weekend	Week Day 85%
Hour	23/03/2020	24/03/2020	25/03/2020	26/03/2020	27/03/2020	28/03/2020	29/03/2020	Day Avg	Avg	Avg Speed
0 - 1	37	35.56	43	35.89	39.5	37	42	37.57	40.75	48
1 - 2	39.5	34.5	37	41	38	0	42	38.18	42	43
2 - 3	34.5	0	38.25	37	50.33	34.5	35.67	41	34.89	46.25
3 - 4	37	40.33	36	39.5	30.75	29.5	37	36.06	33.25	42.5
4 - 5	43.92	41.85	41.17	41.5	40.27	38.43	40.6	41.89	39.71	49.32
5 - 6	37.02	33.6	38.61	37.54	33.97	35.65	34.77	36.2	35.3	45.76
6 - 7	31.27	32.91	34.08	33.24	31.97	34.07	35.52	32.55	34.7	41.38
7 - 8	28.83	29.6	29.4	30.78	30.15	34.26	34.11	29.63	34.21	37.18
8 - 9	28.57	30.59	30.21	30.81	29.31	32.55	33.26	29.72	32.81	37.46
9 - 10	30.32	30.77	31.9	27.63	31.01	31.75	30.87	30.28	31.45	37.86
10 - 11	31.72	28.36	31.59	29.37	30.12	31.75	31.75	30.28	31.75	37.56
11 - 12	30.34	30.96	30.84	31.52	30	33.48	32.95	30.7	33.25	38.54
12 - 13	30.94	32.01	29.94	30.63	30.75	33.09	32.21	30.82	32.75	38.74
13 - 14	30.6	32.01	32.08	30.27	32.66	32.69	33.15	31.43	32.88	39.34
14 - 15	29.96	31.87	31.41	30.54	30.81	32.5	32.73	30.81	32.59	38.16
15 - 16	31.08	31.58	31.54	31.05	30.53	33.54	32.18	31.16	32.99	38.8
16 - 17	28.89	31.7	30.83	30.09	31.79	34.17	32.43	30.44	33.33	38.68
17 - 18	30.15	31.99	32.58	31.33	31.92	30.85	32.02	31.46	31.41	39.22
18 - 19	31.13	32.1	31.91	31.11	33.26	33.02	30.92	31.8	32.1	39.3
19 - 20	33.47	33.4	34.59	32.79	32.77	34.97	35.12	33.4	35.03	41.96
20 - 21	35.84	38.31	34.64	36.09	35.88	37.61	34.71	36.21	36.71	45.18
21 - 22	34.48	40.75	35.55	41.18	43.75	36	37	37.48	36.22	48.66
22 - 23	37.35	36.35	38.31	41.64	39.85	35.33	37	38.29	36.17	47.16
23 - 24	38.13	39.5	36.64	38.31	41	38.25	44.5	38.3	40.33	48.5

Incoming Weekly Speeds
Alton Rd Facing Alton

from Sun-Mar-15-2020-05-00-AM to Sun-Aug-16-2020-02-59-PM

	30/03/2020	to	05/04/2020							
	Monday	Tuesday	Wednesday	Thursday	Friday	Saturday	Sunday	Week	Weekend	Week Day 85%
Hour	30/03/2020	31/03/2020	01/04/2020	02/04/2020	03/04/2020	04/04/2020	05/04/2020	Day Avg	Avg	Avg Speed
0 - 1	37	33	33.67	36.69	35.75	57	52	35.46	54.5	41.5
1 - 2	32	33.67	33.67	31	32	0	0	32.5	0	37.66
2 - 3	37	31.2	37	37	47	29.5	0	38.5	29.5	44.5
3 - 4	35.73	40.33	40.75	32.64	37	33.25	0	37.27	33.25	45.06
4 - 5	36.75	36.59	35.1	35.31	33.52	41	0	35.51	41	45.18
5 - 6	33.28	31.09	32.73	34.33	33.11	34.15	0	32.9	34.15	41.22
6 - 7	29.81	30.76	29.47	30.39	29.64	32.44	0	29.98	32.44	38.08
7 - 8	30.93	30.27	29.86	30.82	29.64	34.13	0	30.3	34.13	37.7
8 - 9	30.11	31.29	29.98	31.6	30.26	33.49	0	30.65	33.49	38.12
9 - 10	29.51	32.42	31.79	31.58	29.8	33.2	0	30.89	33.2	38.76
10 - 11	28.46	31.57	31.08	29.28	30.98	32.5	0	30.28	32.5	37.88
11 - 12	30.54	30.45	32.58	29.91	31.98	33.65	0	31.08	33.65	38.88
12 - 13	30.68	31.05	31.2	32.77	33.38	34.23	0	31.91	34.23	39.48
13 - 14	28.84	31.9	31.77	32.02	33.05	33.34	0	31.56	33.34	39
14 - 15	31.56	30.82	32.79	31.28	32.4	33.09	0	31.78	33.09	39.18
15 - 16	31.73	31.14	30.8	31.6	33.31	31.49	0	31.63	31.49	38.94
16 - 17	30.63	32.04	31.46	33.09	31.25	35.3	0	31.7	35.3	38.94
17 - 18	32.4	31.8	33.15	31.92	33.54	34.16	0	32.55	34.16	40.02
18 - 19	32.93	35.18	31.76	33.05	33.51	34.25	0	33.3	34.25	41.32
19 - 20	35.45	35.95	33.9	33.61	31.67	32.97	0	34.16	32.97	41.92
20 - 21	34.86	37.32	36.3	39.39	32.4	35.92	0	35.87	35.92	45.06
21 - 22	37.08	37.89	38.75	36.5	31.31	37	0	36.51	37	45.92
22 - 23	40.64	36.07	38.43	37.79	34.5	38.25	0	38.02	38.25	48.2
23 - 24	36.29	42.88	40.33	34.67	38.67	32	0	37.58	32	46.9

Incoming Weekly Speeds
Alton Rd Facing Alton

from Sun-Mar-15-2020-05-00-AM to Sun-Aug-16-2020-02-59-PM

	06/04/2020	to	12/04/2020							
	Monday	Tuesday	Wednesday	Thursday	Friday	Saturday	Sunday	Week	Weekend	Week Day 85%
Hour	06/04/2020	07/04/2020	08/04/2020	09/04/2020	10/04/2020	11/04/2020	12/04/2020	Day Avg	Avg	Avg Speed
0 - 1	0	0	0	0	0	0	0	0	0	0
1 - 2	0	0	0	0	0	0	0	0	0	0
2 - 3	0	0	0	0	0	0	0	0	0	0
3 - 4	0	0	0	0	0	0	0	0	0	0
4 - 5	0	0	0	0	0	0	0	0	0	0
5 - 6	0	0	0	0	0	0	0	0	0	0
6 - 7	0	0	0	0	0	0	0	0	0	0
7 - 8	0	0	0	0	0	0	0	0	0	0
8 - 9	0	0	0	0	0	0	0	0	0	0
9 - 10	0	0	0	0	0	0	0	0	0	0
10 - 11	0	0	0	0	0	0	0	0	0	0
11 - 12	0	0	0	0	0	0	0	0	0	0
12 - 13	0	0	0	0	0	0	0	0	0	0
13 - 14	0	0	0	0	0	0	0	0	0	0
14 - 15	0	0	0	0	0	0	0	0	0	0
15 - 16	0	0	0	0	0	0	0	0	0	0
16 - 17	0	0	0	0	0	0	0	0	0	0
17 - 18	0	0	0	0	0	0	0	0	0	0
18 - 19	0	0	0	0	0	0	0	0	0	0
19 - 20	0	0	0	0	0	0	0	0	0	0
20 - 21	0	0	0	0	0	0	0	0	0	0
21 - 22	0	0	0	0	0	0	0	0	0	0
22 - 23	0	0	0	0	0	0	0	0	0	0
23 - 24	0	0	0	0	0	0	0	0	0	0

Incoming Weekly Speeds
Alton Rd Facing Alton

from Sun-Mar-15-2020-05-00-AM to Sun-Aug-16-2020-02-59-PM

	13/04/2020	to	19/04/2020							
	Monday	Tuesday	Wednesday	Thursday	Friday	Saturday	Sunday	Week	Weekend	Week Day 85%
Hour	13/04/2020	14/04/2020	15/04/2020	16/04/2020	17/04/2020	18/04/2020	19/04/2020	Day Avg	Avg	Avg Speed
0 - 1	0	0	0	0	0	0	0	0	0	0
1 - 2	0	0	0	0	0	0	0	0	0	0
2 - 3	0	0	0	0	0	0	0	0	0	0
3 - 4	0	0	0	0	0	0	0	0	0	0
4 - 5	0	0	0	0	0	0	0	0	0	0
5 - 6	0	0	0	0	0	0	0	0	0	0
6 - 7	0	0	0	0	0	0	0	0	0	0
7 - 8	0	0	0	0	0	0	0	0	0	0
8 - 9	0	0	0	0	0	0	0	0	0	0
9 - 10	0	0	0	0	0	0	0	0	0	0
10 - 11	0	0	0	0	0	0	0	0	0	0
11 - 12	0	0	0	0	0	0	0	0	0	0
12 - 13	0	0	0	0	0	0	0	0	0	0
13 - 14	0	0	0	0	0	0	0	0	0	0
14 - 15	0	0	0	0	0	0	0	0	0	0
15 - 16	0	0	0	0	0	0	0	0	0	0
16 - 17	0	0	0	0	0	0	0	0	0	0
17 - 18	0	0	0	0	0	0	0	0	0	0
18 - 19	0	0	0	0	0	0	0	0	0	0
19 - 20	0	0	0	0	0	0	0	0	0	0
20 - 21	0	0	0	0	0	0	0	0	0	0
21 - 22	0	0	0	0	0	0	0	0	0	0
22 - 23	0	0	0	0	0	0	0	0	0	0
23 - 24	0	0	0	0	0	0	0	0	0	0

Incoming Weekly Speeds
Alton Rd Facing Alton

from Sun-Mar-15-2020-05-00-AM to Sun-Aug-16-2020-02-59-PM

	20/04/2020	to	26/04/2020							
	Monday	Tuesday	Wednesday	Thursday	Friday	Saturday	Sunday	Week	Weekend	Week Day 85%
Hour	20/04/2020	21/04/2020	22/04/2020	23/04/2020	24/04/2020	25/04/2020	26/04/2020	Day Avg	Avg	Avg Speed
0 - 1	0	0	0	0	0	0	0	0	0	0
1 - 2	0	0	0	0	0	0	0	0	0	0
2 - 3	0	0	0	0	0	0	0	0	0	0
3 - 4	0	0	0	0	0	0	0	0	0	0
4 - 5	0	0	0	0	0	0	0	0	0	0
5 - 6	0	0	0	0	0	0	0	0	0	0
6 - 7	0	0	0	0	0	0	0	0	0	0
7 - 8	0	0	0	0	0	0	0	0	0	0
8 - 9	0	0	0	0	0	0	0	0	0	0
9 - 10	0	0	0	0	0	0	0	0	0	0
10 - 11	0	0	0	0	0	0	0	0	0	0
11 - 12	0	0	0	0	0	0	0	0	0	0
12 - 13	0	0	0	0	0	0	0	0	0	0
13 - 14	0	0	0	0	0	0	0	0	0	0
14 - 15	0	0	0	0	0	0	0	0	0	0
15 - 16	0	0	0	0	0	0	0	0	0	0
16 - 17	0	0	0	0	0	0	0	0	0	0
17 - 18	0	0	0	0	0	0	0	0	0	0
18 - 19	0	0	0	0	0	0	0	0	0	0
19 - 20	0	0	0	0	0	0	0	0	0	0
20 - 21	0	0	0	0	0	0	0	0	0	0
21 - 22	0	0	0	0	0	0	0	0	0	0
22 - 23	0	0	0	0	0	0	0	0	0	0
23 - 24	0	0	0	0	0	0	0	0	0	0

Incoming Weekly Speeds
Alton Rd Facing Alton

from Sun-Mar-15-2020-05-00-AM to Sun-Aug-16-2020-02-59-PM

	27/04/2020	to	03/05/2020							
	Monday	Tuesday	Wednesday	Thursday	Friday	Saturday	Sunday	Week	Weekend	Week Day 85%
Hour	27/04/2020	28/04/2020	29/04/2020	30/04/2020	01/05/2020	02/05/2020	03/05/2020	Day Avg	Avg	Avg Speed
0 - 1	0	0	0	0	0	0	0	0	0	0
1 - 2	0	0	0	0	0	0	0	0	0	0
2 - 3	0	0	0	0	0	0	0	0	0	0
3 - 4	0	0	0	0	0	0	0	0	0	0
4 - 5	0	0	0	0	0	0	0	0	0	0
5 - 6	0	0	0	0	0	0	0	0	0	0
6 - 7	0	0	0	0	0	0	0	0	0	0
7 - 8	0	0	0	0	0	0	0	0	0	0
8 - 9	0	0	0	0	0	0	0	0	0	0
9 - 10	0	0	0	0	0	0	0	0	0	0
10 - 11	0	0	0	0	0	0	0	0	0	0
11 - 12	0	0	0	0	0	0	0	0	0	0
12 - 13	0	0	0	0	0	0	0	0	0	0
13 - 14	0	0	0	0	0	0	0	0	0	0
14 - 15	0	0	0	0	0	0	0	0	0	0
15 - 16	0	0	0	0	0	0	0	0	0	0
16 - 17	0	0	0	0	0	0	0	0	0	0
17 - 18	0	0	0	0	0	0	0	0	0	0
18 - 19	0	0	0	0	0	0	0	0	0	0
19 - 20	0	0	0	0	0	0	0	0	0	0
20 - 21	0	0	0	0	0	0	0	0	0	0
21 - 22	0	0	0	0	0	0	0	0	0	0
22 - 23	0	0	0	0	0	0	0	0	0	0
23 - 24	0	0	0	0	0	0	0	0	0	0

Incoming Weekly Speeds
Alton Rd Facing Alton

from Sun-Mar-15-2020-05-00-AM to Sun-Aug-16-2020-02-59-PM

	04/05/2020	to	10/05/2020							
	Monday	Tuesday	Wednesday	Thursday	Friday	Saturday	Sunday	Week	Weekend	Week Day 85%
Hour	04/05/2020	05/05/2020	06/05/2020	07/05/2020	08/05/2020	09/05/2020	10/05/2020	Day Avg	Avg	Avg Speed
0 - 1	0	0	0	0	0	0	0	0	0	0
1 - 2	0	0	0	0	0	0	0	0	0	0
2 - 3	0	0	0	0	0	0	0	0	0	0
3 - 4	0	0	0	0	0	0	0	0	0	0
4 - 5	0	0	0	0	0	0	0	0	0	0
5 - 6	0	0	0	0	0	0	0	0	0	0
6 - 7	0	0	0	0	0	0	0	0	0	0
7 - 8	0	0	0	0	0	0	0	0	0	0
8 - 9	0	0	0	0	0	0	0	0	0	0
9 - 10	0	0	0	0	0	0	0	0	0	0
10 - 11	0	0	0	0	0	0	0	0	0	0
11 - 12	0	0	0	0	0	0	0	0	0	0
12 - 13	0	0	0	0	0	0	0	0	0	0
13 - 14	0	0	0	0	0	0	0	0	0	0
14 - 15	0	0	0	0	0	0	0	0	0	0
15 - 16	0	0	0	0	0	0	0	0	0	0
16 - 17	0	0	0	0	0	0	0	0	0	0
17 - 18	0	0	0	0	0	0	0	0	0	0
18 - 19	0	0	0	0	0	0	0	0	0	0
19 - 20	0	0	0	0	0	0	0	0	0	0
20 - 21	0	0	0	0	0	0	0	0	0	0
21 - 22	0	0	0	0	0	0	0	0	0	0
22 - 23	0	0	0	0	0	0	0	0	0	0
23 - 24	0	0	0	0	0	0	0	0	0	0

Incoming Weekly Speeds
Alton Rd Facing Alton

from Sun-Mar-15-2020-05-00-AM to Sun-Aug-16-2020-02-59-PM

	11/05/2020	to	17/05/2020							
	Monday	Tuesday	Wednesday	Thursday	Friday	Saturday	Sunday	Week	Weekend	Week Day 85%
Hour	11/05/2020	12/05/2020	13/05/2020	14/05/2020	15/05/2020	16/05/2020	17/05/2020	Day Avg	Avg	Avg Speed
0 - 1	0	0	0	0	0	0	0	0	0	0
1 - 2	0	0	0	0	0	0	0	0	0	0
2 - 3	0	0	0	0	0	0	0	0	0	0
3 - 4	0	0	0	0	0	0	0	0	0	0
4 - 5	0	0	0	0	0	0	0	0	0	0
5 - 6	0	0	0	0	0	0	0	0	0	0
6 - 7	0	0	0	0	0	0	0	0	0	0
7 - 8	0	0	0	0	0	0	0	0	0	0
8 - 9	0	0	0	0	0	0	0	0	0	0
9 - 10	0	0	0	0	0	0	0	0	0	0
10 - 11	0	0	0	0	0	0	0	0	0	0
11 - 12	0	0	0	0	0	0	0	0	0	0
12 - 13	0	0	0	0	0	0	0	0	0	0
13 - 14	0	0	0	0	0	0	0	0	0	0
14 - 15	0	0	0	0	0	0	0	0	0	0
15 - 16	0	0	0	0	0	0	0	0	0	0
16 - 17	0	0	0	0	0	0	0	0	0	0
17 - 18	0	0	0	0	0	0	0	0	0	0
18 - 19	0	0	0	0	0	0	0	0	0	0
19 - 20	0	0	0	0	0	0	0	0	0	0
20 - 21	0	0	0	0	0	0	0	0	0	0
21 - 22	0	0	0	0	0	0	0	0	0	0
22 - 23	0	0	0	0	0	0	0	0	0	0
23 - 24	0	0	0	0	0	0	0	0	0	0

Incoming Weekly Speeds
Alton Rd Facing Alton

from Sun-Mar-15-2020-05-00-AM to Sun-Aug-16-2020-02-59-PM

	18/05/2020	to	24/05/2020							
	Monday	Tuesday	Wednesday	Thursday	Friday	Saturday	Sunday	Week	Weekend	Week Day 85%
Hour	18/05/2020	19/05/2020	20/05/2020	21/05/2020	22/05/2020	23/05/2020	24/05/2020	Day Avg	Avg	Avg Speed
0 - 1	0	0	0	0	0	0	0	0	0	0
1 - 2	0	0	0	0	0	0	0	0	0	0
2 - 3	0	0	0	0	0	0	0	0	0	0
3 - 4	0	0	0	0	0	0	0	0	0	0
4 - 5	0	0	0	0	0	0	0	0	0	0
5 - 6	0	0	0	0	0	0	0	0	0	0
6 - 7	0	0	0	0	0	0	0	0	0	0
7 - 8	0	0	0	0	0	0	0	0	0	0
8 - 9	0	0	0	0	0	0	0	0	0	0
9 - 10	0	0	0	0	0	0	0	0	0	0
10 - 11	0	0	0	0	0	0	0	0	0	0
11 - 12	0	0	0	0	0	0	0	0	0	0
12 - 13	0	0	0	0	0	0	0	0	0	0
13 - 14	0	0	0	0	0	0	0	0	0	0
14 - 15	0	0	0	0	0	0	0	0	0	0
15 - 16	0	0	0	0	0	0	0	0	0	0
16 - 17	0	0	0	0	0	0	0	0	0	0
17 - 18	0	0	0	0	0	0	0	0	0	0
18 - 19	0	0	0	0	0	0	0	0	0	0
19 - 20	0	0	0	0	0	0	0	0	0	0
20 - 21	0	0	0	0	0	0	0	0	0	0
21 - 22	0	0	0	0	0	0	0	0	0	0
22 - 23	0	0	0	0	0	0	0	0	0	0
23 - 24	0	0	0	0	0	0	0	0	0	0

Incoming Weekly Speeds
Alton Rd Facing Alton

from Sun-Mar-15-2020-05-00-AM to Sun-Aug-16-2020-02-59-PM

	25/05/2020	to	31/05/2020							
	Monday	Tuesday	Wednesday	Thursday	Friday	Saturday	Sunday	Week	Weekend	Week Day 85%
Hour	25/05/2020	26/05/2020	27/05/2020	28/05/2020	29/05/2020	30/05/2020	31/05/2020	Day Avg	Avg	Avg Speed
0 - 1	0	0	0	0	0	0	0	0	0	0
1 - 2	0	0	0	0	0	0	0	0	0	0
2 - 3	0	0	0	0	0	0	0	0	0	0
3 - 4	0	0	0	0	0	0	0	0	0	0
4 - 5	0	0	0	0	0	0	0	0	0	0
5 - 6	0	0	0	0	0	0	0	0	0	0
6 - 7	0	0	0	0	0	0	0	0	0	0
7 - 8	0	0	0	0	0	0	0	0	0	0
8 - 9	0	0	0	0	0	0	0	0	0	0
9 - 10	0	0	0	0	0	0	0	0	0	0
10 - 11	0	0	0	0	0	0	0	0	0	0
11 - 12	0	0	0	0	0	0	0	0	0	0
12 - 13	0	0	0	0	0	0	0	0	0	0
13 - 14	0	0	0	0	0	0	0	0	0	0
14 - 15	0	0	0	0	0	0	0	0	0	0
15 - 16	0	0	0	0	0	0	0	0	0	0
16 - 17	0	0	0	0	0	0	0	0	0	0
17 - 18	0	0	0	0	0	0	0	0	0	0
18 - 19	0	0	0	0	0	0	0	0	0	0
19 - 20	0	0	0	0	0	0	0	0	0	0
20 - 21	0	0	0	0	0	0	0	0	0	0
21 - 22	0	0	0	0	0	0	0	0	0	0
22 - 23	0	0	0	0	0	0	0	0	0	0
23 - 24	0	0	0	0	0	0	0	0	0	0

Incoming Weekly Speeds
Alton Rd Facing Alton

from Sun-Mar-15-2020-05-00-AM to Sun-Aug-16-2020-02-59-PM

	01/06/2020	to	07/06/2020							
	Monday	Tuesday	Wednesday	Thursday	Friday	Saturday	Sunday	Week	Weekend	Week Day 85%
Hour	01/06/2020	02/06/2020	03/06/2020	04/06/2020	05/06/2020	06/06/2020	07/06/2020	Day Avg	Avg	Avg Speed
0 - 1	0	0	0	0	0	0	0	0	0	0
1 - 2	0	0	0	0	0	0	0	0	0	0
2 - 3	0	0	0	0	0	0	0	0	0	0
3 - 4	0	0	0	0	0	0	0	0	0	0
4 - 5	0	0	0	0	0	0	0	0	0	0
5 - 6	0	0	0	0	0	0	0	0	0	0
6 - 7	0	0	0	0	0	0	0	0	0	0
7 - 8	0	0	0	0	0	0	0	0	0	0
8 - 9	0	0	0	0	0	0	0	0	0	0
9 - 10	0	0	0	0	0	0	0	0	0	0
10 - 11	0	0	0	0	0	0	0	0	0	0
11 - 12	0	0	0	0	0	0	0	0	0	0
12 - 13	0	0	0	0	0	0	0	0	0	0
13 - 14	0	0	0	0	0	0	0	0	0	0
14 - 15	0	0	0	0	0	0	0	0	0	0
15 - 16	0	0	0	0	0	0	0	0	0	0
16 - 17	0	0	0	0	0	0	0	0	0	0
17 - 18	0	0	0	0	0	0	0	0	0	0
18 - 19	0	0	0	0	0	0	0	0	0	0
19 - 20	0	0	0	0	0	0	0	0	0	0
20 - 21	0	0	0	0	0	0	0	0	0	0
21 - 22	0	0	0	0	0	0	0	0	0	0
22 - 23	0	0	0	0	0	0	0	0	0	0
23 - 24	0	0	0	0	0	0	0	0	0	0

Incoming Weekly Speeds
Alton Rd Facing Alton

from Sun-Mar-15-2020-05-00-AM to Sun-Aug-16-2020-02-59-PM

	08/06/2020	to	14/06/2020							
	Monday	Tuesday	Wednesday	Thursday	Friday	Saturday	Sunday	Week	Weekend	Week Day 85%
Hour	08/06/2020	09/06/2020	10/06/2020	11/06/2020	12/06/2020	13/06/2020	14/06/2020	Day Avg	Avg	Avg Speed
0 - 1	0	0	0	0	0	0	0	0	0	0
1 - 2	0	0	0	0	0	0	0	0	0	0
2 - 3	0	0	0	0	0	0	0	0	0	0
3 - 4	0	0	0	0	0	0	0	0	0	0
4 - 5	0	0	0	0	0	0	0	0	0	0
5 - 6	0	0	0	0	0	0	0	0	0	0
6 - 7	0	0	0	0	0	0	0	0	0	0
7 - 8	0	0	0	0	0	0	0	0	0	0
8 - 9	0	0	0	0	0	0	0	0	0	0
9 - 10	0	0	0	0	0	0	0	0	0	0
10 - 11	0	0	0	0	0	0	0	0	0	0
11 - 12	0	0	0	0	0	0	0	0	0	0
12 - 13	0	0	0	0	0	0	0	0	0	0
13 - 14	0	0	0	0	0	0	0	0	0	0
14 - 15	0	0	0	0	0	0	0	0	0	0
15 - 16	0	0	0	0	0	0	0	0	0	0
16 - 17	0	0	0	0	0	0	0	0	0	0
17 - 18	0	0	0	0	0	0	0	0	0	0
18 - 19	0	0	0	0	0	0	0	0	0	0
19 - 20	0	0	0	0	0	0	0	0	0	0
20 - 21	0	0	0	0	0	0	0	0	0	0
21 - 22	0	0	0	0	0	0	0	0	0	0
22 - 23	0	0	0	0	0	0	0	0	0	0
23 - 24	0	0	0	0	0	0	0	0	0	0

Incoming Weekly Speeds
Alton Rd Facing Alton

from Sun-Mar-15-2020-05-00-AM to Sun-Aug-16-2020-02-59-PM

	15/06/2020	to	21/06/2020							
	Monday	Tuesday	Wednesday	Thursday	Friday	Saturday	Sunday	Week	Weekend	Week Day 85%
Hour	15/06/2020	16/06/2020	17/06/2020	18/06/2020	19/06/2020	20/06/2020	21/06/2020	Day Avg	Avg	Avg Speed
0 - 1	0	0	0	0	0	0	0	0	0	0
1 - 2	0	0	0	0	0	0	0	0	0	0
2 - 3	0	0	0	0	0	0	0	0	0	0
3 - 4	0	0	0	0	0	0	0	0	0	0
4 - 5	0	0	0	0	0	0	0	0	0	0
5 - 6	0	0	0	0	0	0	0	0	0	0
6 - 7	0	0	0	0	0	0	0	0	0	0
7 - 8	0	0	0	0	0	0	0	0	0	0
8 - 9	0	0	0	0	0	0	0	0	0	0
9 - 10	0	0	0	0	0	0	0	0	0	0
10 - 11	0	0	0	0	0	0	0	0	0	0
11 - 12	0	0	0	0	0	0	0	0	0	0
12 - 13	0	0	0	0	0	0	0	0	0	0
13 - 14	0	0	0	0	0	0	0	0	0	0
14 - 15	0	0	0	0	0	0	0	0	0	0
15 - 16	0	0	0	0	0	0	0	0	0	0
16 - 17	0	0	0	0	0	0	0	0	0	0
17 - 18	0	0	0	0	0	0	0	0	0	0
18 - 19	0	0	0	0	0	0	0	0	0	0
19 - 20	0	0	0	0	0	0	0	0	0	0
20 - 21	0	0	0	0	0	0	0	0	0	0
21 - 22	0	0	0	0	0	0	0	0	0	0
22 - 23	0	0	0	0	0	0	0	0	0	0
23 - 24	0	0	0	0	0	0	0	0	0	0

Incoming Weekly Speeds
Alton Rd Facing Alton

from Sun-Mar-15-2020-05-00-AM to Sun-Aug-16-2020-02-59-PM

	22/06/2020	to	28/06/2020							
	Monday	Tuesday	Wednesday	Thursday	Friday	Saturday	Sunday	Week	Weekend	Week Day 85%
Hour	22/06/2020	23/06/2020	24/06/2020	25/06/2020	26/06/2020	27/06/2020	28/06/2020	Day Avg	Avg	Avg Speed
0 - 1	0	0	0	0	0	0	0	0	0	0
1 - 2	0	0	0	0	0	0	0	0	0	0
2 - 3	0	0	0	0	0	0	0	0	0	0
3 - 4	0	0	0	0	0	0	0	0	0	0
4 - 5	0	0	0	0	0	0	0	0	0	0
5 - 6	0	0	0	0	0	0	0	0	0	0
6 - 7	0	0	0	0	0	0	0	0	0	0
7 - 8	0	0	0	0	0	0	0	0	0	0
8 - 9	0	0	0	0	0	0	0	0	0	0
9 - 10	0	0	0	0	0	0	0	0	0	0
10 - 11	0	0	0	0	0	0	0	0	0	0
11 - 12	0	0	0	0	0	0	0	0	0	0
12 - 13	0	0	0	0	0	0	0	0	0	0
13 - 14	0	0	0	0	0	0	0	0	0	0
14 - 15	0	0	0	0	0	0	0	0	0	0
15 - 16	0	0	0	0	0	0	0	0	0	0
16 - 17	0	0	0	0	0	0	0	0	0	0
17 - 18	0	0	0	0	0	0	0	0	0	0
18 - 19	0	0	0	0	0	0	0	0	0	0
19 - 20	0	0	0	0	0	0	0	0	0	0
20 - 21	0	0	0	0	0	0	0	0	0	0
21 - 22	0	0	0	0	0	0	0	0	0	0
22 - 23	0	0	0	0	0	0	0	0	0	0
23 - 24	0	0	0	0	0	0	0	0	0	0

Incoming Weekly Speeds
Alton Rd Facing Alton

from Sun-Mar-15-2020-05-00-AM to Sun-Aug-16-2020-02-59-PM

	29/06/2020	to	05/07/2020							
	Monday	Tuesday	Wednesday	Thursday	Friday	Saturday	Sunday	Week	Weekend	Week Day 85%
Hour	29/06/2020	30/06/2020	01/07/2020	02/07/2020	03/07/2020	04/07/2020	05/07/2020	Day Avg	Avg	Avg Speed
0 - 1	0	0	0	0	0	0	37.83	0	37.83	0
1 - 2	0	0	0	0	0	0	42	0	42	0
2 - 3	0	0	0	0	0	0	37	0	37	0
3 - 4	0	0	0	0	0	0	40.33	0	40.33	0
4 - 5	0	0	0	0	0	0	46.64	0	46.64	0
5 - 6	0	0	0	0	0	0	37.52	0	37.52	0
6 - 7	0	0	0	0	0	0	36.98	0	36.98	0
7 - 8	0	0	0	0	0	0	34.73	0	34.73	0
8 - 9	0	0	0	0	0	0	32.23	0	32.23	0
9 - 10	0	0	0	0	0	0	30.85	0	30.85	0
10 - 11	0	0	0	0	0	0	30.39	0	30.39	0
11 - 12	0	0	0	0	0	29.9	30.62	0	30.47	0
12 - 13	0	0	0	0	0	30.51	30.83	0	30.67	0
13 - 14	0	0	0	0	0	29.77	30.28	0	30.03	0
14 - 15	0	0	0	0	0	29.67	31.25	0	30.48	0
15 - 16	0	0	0	0	0	31.01	32.33	0	31.66	0
16 - 17	0	0	0	0	0	32.33	32.34	0	32.33	0
17 - 18	0	0	0	0	0	31.37	33.38	0	32.47	0
18 - 19	0	0	0	0	0	34.18	32.88	0	33.49	0
19 - 20	0	0	0	0	0	33.29	33.92	0	33.63	0
20 - 21	0	0	0	0	0	35.08	33.81	0	34.32	0
21 - 22	0	0	0	0	0	33.67	34.55	0	34.11	0
22 - 23	0	0	0	0	0	33.17	38.38	0	34.98	0
23 - 24	0	0	0	0	0	38.35	40	0	38.68	0

Incoming Weekly Speeds
Alton Rd Facing Alton

from Sun-Mar-15-2020-05-00-AM to Sun-Aug-16-2020-02-59-PM

	06/07/2020	to	12/07/2020							
	Monday	Tuesday	Wednesday	Thursday	Friday	Saturday	Sunday	Week	Weekend	Week Day 85%
Hour	06/07/2020	07/07/2020	08/07/2020	09/07/2020	10/07/2020	11/07/2020	12/07/2020	Day Avg	Avg	Avg Speed
0 - 1	33	37	37.77	36.13	35.43	37.2	44.67	36.08	42.47	42.3
1 - 2	40.67	38.36	33.78	43.67	42	47	42	38.1	43	48
2 - 3	48.25	42	40.43	31.43	40.92	32	33.7	39.79	33.13	47.66
3 - 4	41.36	39.74	16.95	31.18	36.47	40.57	36.43	29.43	38.5	44.7
4 - 5	36.04	37.52	19.72	37.78	37.15	43.12	38.67	31.02	41.21	45.14
5 - 6	32.94	33.33	31.62	34.38	32.62	33.29	34.48	33	33.8	41.12
6 - 7	29.74	30.86	29.93	29.33	30.74	32.41	32.78	30.08	32.53	37.14
7 - 8	28.43	28.75	28.08	29.81	27.9	31.01	33.67	28.6	32.01	35.32
8 - 9	29.68	28.57	29.65	29.95	30.25	31.77	30.55	29.63	31.27	36.42
9 - 10	30.75	27.29	29.1	30.04	27.86	29.27	30.26	28.95	29.74	36.32
10 - 11	30.99	30.29	29.55	30.14	27.29	29.13	29.48	29.5	29.3	36.46
11 - 12	29.96	30.6	30.43	29.68	29.59	29.1	28.97	30.03	29.04	37.04
12 - 13	30.16	30.16	29.57	29.59	30.15	29.09	28.93	29.93	29.01	36.94
13 - 14	30.41	29.56	29.8	30.32	29.4	30.59	28.76	29.88	29.59	36.96
14 - 15	31.26	28.56	30.22	31	29.66	30.57	28.57	30.12	29.56	37.5
15 - 16	29.54	29.67	29.62	29.48	30.68	30.35	29.8	29.78	30.05	37.2
16 - 17	30.47	30.94	30.25	31.77	28.71	31.01	29.67	30.47	30.31	37.66
17 - 18	32.95	29.38	31.46	30.61	31.28	31.29	33.56	31.08	32.38	38.28
18 - 19	32.1	31.8	32.56	31.55	31.75	31.74	31.54	31.93	31.63	39.8
19 - 20	33.3	32.55	33.07	32.18	33.79	31.43	32.33	33.01	31.92	40.38
20 - 21	31.12	31.08	33.38	32.38	33.4	32.64	33.33	32.31	33.03	38.84
21 - 22	34.31	34.07	30.35	33.54	33.92	32.08	33.97	33.4	32.81	41.1
22 - 23	35.71	38.38	17.1	37.39	33.08	35.15	37.43	28.33	35.93	42.82
23 - 24	38.95	37.8	38.88	40.35	36.17	37.19	32.71	38.92	36.07	45.84

Incoming Weekly Speeds
Alton Rd Facing Alton

from Sun-Mar-15-2020-05-00-AM to Sun-Aug-16-2020-02-59-PM

	13/07/2020	to	19/07/2020							
	Monday	Tuesday	Wednesday	Thursday	Friday	Saturday	Sunday	Week	Weekend	Week Day 85%
Hour	13/07/2020	14/07/2020	15/07/2020	16/07/2020	17/07/2020	18/07/2020	19/07/2020	Day Avg	Avg	Avg Speed
0 - 1	42	34.76	39.62	37.95	33.8	43.67	37	36.05	41.62	47.3
1 - 2	39.5	34.5	32.17	30.33	33.78	29.67	38.67	33.19	31.47	39.5
2 - 3	43.25	38.67	39	42	38.94	35.88	35.75	39.73	35.83	47.1
3 - 4	34.28	36.19	34.9	39.62	36.77	37	37.11	36.29	37.05	45.14
4 - 5	34.2	34.61	33.22	35.87	35.09	37.6	35.08	34.63	36.61	44.08
5 - 6	33.81	33.93	30.65	32.14	31.1	36.25	33.06	32.28	35.14	40.86
6 - 7	30.02	29.66	29.84	28.46	30.37	33.68	35.19	29.66	34.15	37.08
7 - 8	29.5	28.5	27.83	28.74	29.37	31.54	33.8	28.78	32.08	35.68
8 - 9	29.08	29.32	28.74	25.33	29.32	29.36	31.8	28.29	30.26	35.12
9 - 10	27.51	30.23	29.4	30.28	28.69	30.6	30.6	29.2	30.6	35.72
10 - 11	27.92	28.7	27.64	26.49	30.07	28.69	30.24	28.17	29.39	35.46
11 - 12	30.17	28.8	29.95	29.58	29.32	30.69	30.27	29.56	30.49	36.68
12 - 13	28.01	28.66	30.4	29.68	28.95	29.26	29.85	29.16	29.54	36.12
13 - 14	30.03	29.03	28.92	29.62	30.12	29.64	30.37	29.54	29.99	36.64
14 - 15	31.24	29.39	29.63	29.42	29.38	28.43	30.04	29.78	29.15	36.62
15 - 16	30.08	29.47	28.27	30.34	30.55	29.5	30.1	29.7	29.76	36.96
16 - 17	29.38	30.75	28.73	30.88	30.24	30.08	30.66	29.99	30.33	37.12
17 - 18	31.21	30.89	31.62	30.93	32.3	31.4	32.04	31.41	31.71	38.48
18 - 19	32.07	30.26	30.29	31.99	32.8	30.66	32.38	31.56	31.4	38.94
19 - 20	31.74	30.64	30.35	32.77	32.76	31.53	32.97	31.69	32.16	38.86
20 - 21	29.38	31.99	32.4	32.08	31.88	30.2	31.61	31.63	30.76	39.26
21 - 22	33.67	33.76	34.33	32.4	32.42	33.92	35.89	33.16	34.72	40.4
22 - 23	9.22	37.72	37	37.13	33.23	34.94	33.26	20.24	34.22	36.9
23 - 24	10.82	36	37.44	36.96	36.57	34.25	37.91	20.79	35.74	38.08

Incoming Weekly Speeds
Alton Rd Facing Alton

from Sun-Mar-15-2020-05-00-AM to Sun-Aug-16-2020-02-59-PM

	20/07/2020	to	26/07/2020							
	Monday	Tuesday	Wednesday	Thursday	Friday	Saturday	Sunday	Week	Weekend	Week Day 85%
Hour	20/07/2020	21/07/2020	22/07/2020	23/07/2020	24/07/2020	25/07/2020	26/07/2020	Day Avg	Avg	Avg Speed
0 - 1	37	31.81	28.67	29.73	37.07	40.33	39.14	33.26	39.5	39.34
1 - 2	37	32.86	32.71	32.56	40.29	24.75	37	35.71	29.46	43
2 - 3	0	27	31.27	27.83	35	36	34.5	31.32	35.33	37.5
3 - 4	36.31	37.14	35.33	31.5	39.21	40.27	37	36.07	39	44
4 - 5	36.94	26	26.5	26.95	33.42	36.11	36.84	29.92	36.41	39.98
5 - 6	32.16	20.91	20.75	24.3	32.74	34.78	34.93	26.57	34.83	35.22
6 - 7	27.74	16.17	17.33	17.65	28.42	33.55	34.52	22.09	33.94	28.68
7 - 8	27.46	13.87	15.36	17.5	28.82	32.11	31.45	21.28	31.82	27.04
8 - 9	21.98	19.4	20.31	21.41	28.83	29.85	31.66	22.5	30.58	31.1
9 - 10	20.73	19.6	18.92	19.07	28.8	31.53	29.97	21.7	30.83	30.1
10 - 11	19.49	18.06	17.53	19.19	28.47	29.52	30.43	21.07	29.94	28.88
11 - 12	18.63	20.29	17.97	18.62	29.3	30.06	30.7	21.5	30.39	29.12
12 - 13	19.47	18.28	17.85	20.6	28.27	26.32	30.93	21.16	28.53	29.96
13 - 14	17.26	19.94	16.59	27.91	28.45	23.42	27.8	22.42	25.53	30.42
14 - 15	17.35	18.17	17.89	29.88	29.84	17.31	30	23.3	22.14	29.96
15 - 16	15.12	14.95	14.85	28.93	30.2	18.68	30.93	21.61	23.76	26.88
16 - 17	15.26	14.59	17.2	30.28	29.68	31.13	29.85	22.32	30.47	27.92
17 - 18	19.12	20.06	20.29	30.47	30.92	31.11	30.96	24.51	31.03	32.64
18 - 19	20.87	20.83	19.28	31.03	31.45	18.5	32.95	24.8	24.17	33.34
19 - 20	22.79	23.62	21.11	31.44	32.12	13.78	32.17	25.59	18.53	35.24
20 - 21	23.04	25.2	24.06	32.8	33.93	31.48	31.34	27.42	31.4	35.84
21 - 22	25.59	25.92	25.19	35.59	32.41	35.39	35.52	28.71	35.45	37.1
22 - 23	29.61	26.2	27.04	34.36	35.57	34.12	38	29.93	35.22	38.68
23 - 24	29.09	29.52	33.28	40.22	36.58	33.29	42	32.55	35.83	41.42

Incoming Weekly Speeds
Alton Rd Facing Alton

from Sun-Mar-15-2020-05-00-AM to Sun-Aug-16-2020-02-59-PM

	27/07/2020	to	02/08/2020							
	Monday	Tuesday	Wednesday	Thursday	Friday	Saturday	Sunday	Week	Weekend	Week Day 85%
Hour	27/07/2020	28/07/2020	29/07/2020	30/07/2020	31/07/2020	01/08/2020	02/08/2020	Day Avg	Avg	Avg Speed
0 - 1	47	43	38.11	40	34.13	36.44	37.11	38.75	36.78	46.46
1 - 2	34.5	41.38	38.94	40.75	39.5	32	35.57	39.77	34.5	45.6
2 - 3	45.33	38.67	42.83	39.5	37	33.25	35	40.95	34.22	51
3 - 4	37.88	37.86	36.05	36.81	37.86	44.86	32	37.27	38.43	46.46
4 - 5	36.2	36.58	37.41	36.96	36.14	37.21	39.12	36.66	38.11	46
5 - 6	29.54	33.13	31.11	32.6	32.97	33.86	37.8	31.85	34.81	40.18
6 - 7	28.93	29.75	29.17	29.23	29.74	32.39	32.17	29.36	32.31	36.66
7 - 8	27.48	28.42	29.03	29.31	29.69	30.63	32.56	28.78	31.29	35.66
8 - 9	30.09	28.16	29.35	29.96	29.26	30.71	31.24	29.34	30.96	36.64
9 - 10	30.15	21.86	28.09	27.17	29.16	27.87	29.98	27.27	28.86	35.06
10 - 11	28.87	28.73	29.09	28.51	30.02	28.66	29.72	29.06	29.17	36.18
11 - 12	24.39	28.88	27.92	30.6	30.24	29.05	30.06	28.46	29.58	36.26
12 - 13	30.01	29.03	30.51	30.3	29.45	30.4	29.77	29.82	30.09	36.72
13 - 14	29.03	29.14	29.08	31.21	29.91	29.19	29.64	29.73	29.39	36.82
14 - 15	31	29.62	29.32	30.56	30.67	30.68	31.8	30.21	31.22	37.02
15 - 16	30.58	29.17	30.52	28.43	27.12	31.05	30.15	29.08	30.56	36.72
16 - 17	30.68	29.42	29.53	29.35	28.93	30.56	29.35	29.56	29.92	36.12
17 - 18	32.08	32.53	30.82	30.56	28.11	32.6	30.78	30.4	31.6	37.82
18 - 19	32.78	32.78	30.51	31.2	28.96	33.34	32.37	30.67	32.86	38.26
19 - 20	35.47	32.17	32.85	31.43	32.55	31.88	31.32	32.65	31.61	40.36
20 - 21	33.96	33.29	33.16	32.74	33.01	30.81	32.96	33.14	31.56	41.78
21 - 22	33.87	33.3	32.92	33.21	33.41	33.68	35.24	33.34	34.16	41.78
22 - 23	36.14	37.08	38.29	35.76	37.12	33.65	36.64	36.89	34.58	44.56
23 - 24	37.45	36	36.8	35.15	35.62	34.67	47	36.12	37.21	45.34

Incoming Weekly Speeds
Alton Rd Facing Alton

from Sun-Mar-15-2020-05-00-AM to Sun-Aug-16-2020-02-59-PM

	03/08/2020	to	09/08/2020							
	Monday	Tuesday	Wednesday	Thursday	Friday	Saturday	Sunday	Week	Weekend	Week Day 85%
Hour	03/08/2020	04/08/2020	05/08/2020	06/08/2020	07/08/2020	08/08/2020	09/08/2020	Day Avg	Avg	Avg Speed
0 - 1	30.33	38.25	38.23	39.27	38.67	42.71	42.62	38.14	42.67	43.84
1 - 2	42	39.86	35	35.33	39.5	37	40.33	37.26	39.86	43
2 - 3	35.33	40.33	42	33.67	39.73	35.33	43.43	37.68	39.69	47.66
3 - 4	47	37.06	36.48	40.15	39.59	38.8	43	38.94	39.85	50.5
4 - 5	35.68	32.08	37	36.24	33.33	39.58	37.71	34.84	39.18	44.74
5 - 6	31.42	31.17	30.68	30.51	32.97	35.26	40.23	31.31	36.86	39.02
6 - 7	28.43	30.36	29.1	30.32	28.26	32.18	32.2	29.28	32.18	36.5
7 - 8	28.52	29.21	28.97	28.03	28.67	31.49	31.55	28.7	31.51	35.82
8 - 9	29.76	29.81	28.8	28.72	29.34	29.17	29.9	29.26	29.51	36.38
9 - 10	29.92	25.28	28.83	30.61	29.21	30.97	28.01	28.68	29.53	36.36
10 - 11	28.36	28.27	30.56	29.88	28.22	27.44	29.65	29.01	28.51	36.4
11 - 12	29.49	29.98	30.95	29.66	29.91	29.53	27.97	29.99	28.79	36.94
12 - 13	30.28	28.91	29.08	30.11	29.71	28.21	30.93	29.65	29.56	37.1
13 - 14	29.59	29.31	30.04	30.04	28.33	28.16	30.68	29.44	29.35	36.94
14 - 15	29.82	29.38	29.64	28.29	30.82	31.06	30.27	29.56	30.69	37.08
15 - 16	29.49	29.48	29.65	28.46	30.01	26.8	30.84	29.39	28.85	36.84
16 - 17	30.14	31.22	27.4	29.77	28.7	31.47	30.82	29.43	31.11	36.96
17 - 18	32.73	31.28	28.52	31.13	30.8	31.59	31.37	30.85	31.49	37.64
18 - 19	32	31.45	31.41	30.62	31.21	31.03	30.56	31.32	30.77	38.66
19 - 20	31.52	31.24	31.61	31.81	30.69	31.48	31.88	31.39	31.68	38.78
20 - 21	33.38	32.62	31.89	31.57	32.82	32.94	32.55	32.32	32.74	39.16
21 - 22	34.18	35.75	35.24	34.76	34.1	33.05	34.79	34.73	33.88	42.66
22 - 23	38.42	35.4	34.89	34.73	36	37	34.77	35.69	36.13	43.32
23 - 24	37	39.1	36.7	35.22	36.71	33.93	38.23	36.61	35.93	44.76

Incoming Weekly Speeds
Alton Rd Facing Alton

from Sun-Mar-15-2020-05-00-AM to Sun-Aug-16-2020-02-59-PM

	10/08/2020	to	16/08/2020							
	Monday	Tuesday	Wednesday	Thursday	Friday	Saturday	Sunday	Week	Weekend	Week Day 85%
Hour	10/08/2020	11/08/2020	12/08/2020	13/08/2020	14/08/2020	15/08/2020	16/08/2020	Day Avg	Avg	Avg Speed
0 - 1	0	38.44	39.77	38	37.67	34.45	37.5	38.56	35.9	46.58
1 - 2	37.17	39.5	35.37	38.38	47	34	36	37.78	35.14	49.02
2 - 3	0	37.14	42	35.1	41	34.67	37.86	38	36.38	46.25
3 - 4	40.36	41.44	42.12	35.71	40.44	38.88	44.5	39.63	41.69	49.24
4 - 5	36.51	34.67	37.92	36.65	35.08	38.29	37	36.14	37.92	44.74
5 - 6	32.12	32.43	31.34	33.03	31.8	37.3	35.45	32.14	36.59	40.3
6 - 7	30.05	29.88	27.03	29.58	30.22	32.9	36.94	29.33	34.32	36.8
7 - 8	28.92	28.45	28.7	28.52	28.75	31	30.54	28.66	30.8	35.58
8 - 9	29.51	28.54	29.38	28.68	29.73	29.72	31.36	29.16	30.51	35.7
9 - 10	29.01	28.99	28.44	29.25	28.92	29.98	29.11	28.91	29.54	35.56
10 - 11	29.36	28.65	28.61	29.09	28.27	28.97	29.8	28.77	29.4	35.68
11 - 12	29.73	30.02	30.27	28.14	28.59	30.95	29.31	29.28	30.05	36.2
12 - 13	29.71	29.35	28.81	28.58	30.62	30	31.12	29.48	30.57	37.14
13 - 14	31.69	30.42	30.77	29.4	29.17	29.75	30.2	30.23	30	37.04
14 - 15	30.41	29.97	30.84	31.06	30.02	28.48	28.09	30.46	28.38	37.62
15 - 16	30.21	30.44	26.34	28.93	28.62	30.89	*	28.89	30.89	36.2
16 - 17	29.81	31.11	28.49	27.96	29.63	30.94	*	29.41	30.94	36
17 - 18	31.4	31.21	30.02	31.43	30.03	30.57	*	30.81	30.57	37.98
18 - 19	30.54	31.99	31.92	31.95	32.31	32.72	*	31.73	32.72	39.14
19 - 20	31.39	30.33	32.5	31.2	31.79	32.52	*	31.4	32.52	38.14
20 - 21	31.98	32.51	34.07	33.32	33.75	34.39	*	32.99	34.39	40.32
21 - 22	34.33	34.74	34.88	33.41	34.13	33.45	*	34.34	33.45	42.3
22 - 23	32.56	35.05	33.63	34.37	35.27	33.81	*	34.27	33.81	41.4
23 - 24	36.33	34.48	38.22	37.24	35	34.42	*	36.19	34.42	45.06

Incoming Monthly Speeds
Alton Rd Facing Alton

from Sun-Mar-15-2020-05-00-AM to Sun-Aug-16-2020-02-59-PM

	Mar 2020									
	Monday	Tuesday	Wednesday	Thursday	Friday	Saturday	Sunday	Week	Weekend	Week Day 85%
Hour								Day Avg	Avg	Avg Speed
0 - 1	37.08	36.93	40	36.41	38.75	35.29	37.43	37.56	36.26	45.6
1 - 2	33.25	35.62	37.71	38.25	36.09	38.25	42.2	36.15	40.44	42.06
2 - 3	38.45	34.82	39	40.75	43.25	34.22	35.67	38.72	34.58	45.16
3 - 4	35.64	38.33	34.78	37.83	32.09	30	42	35.76	36	43.26
4 - 5	38.59	38.1	42.07	40.57	41.1	38.11	40.81	39.23	39.38	49.84
5 - 6	34.87	32.93	38.04	34.92	33.86	35.95	38.5	34.58	37.07	43.76
6 - 7	30.13	31.41	31.65	31.54	31.04	35.29	34.29	31.06	34.8	39.36
7 - 8	28.34	28.24	28.2	28.62	28.65	32.14	32.75	28.38	32.39	35.72
8 - 9	25.39	26.28	27.14	26.59	27.6	32.27	31.82	26.43	32.04	34.32
9 - 10	29.73	29.75	29.68	28.36	29.26	30.97	32.58	29.43	31.89	36.34
10 - 11	30.12	29.73	29.89	28.63	29.45	30.39	31.06	29.62	30.8	36.54
11 - 12	30.33	30.38	29.79	29.12	29.95	31.85	30.24	29.99	30.83	37.72
12 - 13	30.33	30.94	30.03	29.46	29.54	31.93	30.73	30.08	31.19	37.56
13 - 14	29.99	30.82	30.23	28.97	30.52	31.12	29.78	30.15	30.31	37.92
14 - 15	29.79	29.86	29.86	29.25	28.88	30.21	26.68	29.55	27.97	36.7
15 - 16	30.65	30.14	29.74	29.6	29.4	31.83	30.02	30.01	30.7	37.22
16 - 17	28.78	29.3	28.58	28.59	29.39	31.59	30.41	28.93	30.85	36.4
17 - 18	29.61	29.95	29.57	29.75	30.46	29.4	30.98	29.83	30.4	37.28
18 - 19	30.27	30.97	30.56	31.37	31.47	31.9	31.91	30.82	31.91	38.32
19 - 20	32.56	32.16	34.52	32.6	32.19	34.01	34.44	32.75	34.31	40.36
20 - 21	34.82	36.01	33.64	35.39	33.93	35.83	35.11	34.82	35.37	43.16
21 - 22	34.72	37.18	34.16	35.21	36.71	36.52	37.15	35.51	36.89	44.68
22 - 23	37.27	34.22	37.77	39.89	37.76	34.33	35.91	36.91	35.41	45.76
23 - 24	35.33	41.64	37.46	36.29	35.72	36.67	40.07	37.33	38.37	46.52

Incoming Monthly Speeds
Alton Rd Facing Alton

from Sun-Mar-15-2020-05-00-AM to Sun-Aug-16-2020-02-59-PM

Hour	Apr 2020 Monday	Tuesday	Wednesday	Thursday	Friday	Saturday	Sunday	Week Day Avg	Weekend Avg	Week Day 85% Avg Speed
0 - 1	0	0	33.67	36.69	35.75	57	52	36.05	54.5	41.67
1 - 2	0	0	33.67	31	32	0	0	32.13	0	37.77
2 - 3	0	0	37	37	47	29.5	0	43.25	29.5	49.17
3 - 4	0	0	40.75	32.64	37	33.25	0	36.89	33.25	42.6
4 - 5	0	0	35.1	35.31	33.52	41	0	34.74	41	44.27
5 - 6	0	0	32.73	34.33	33.11	34.15	0	33.44	34.15	42.1
6 - 7	0	0	29.47	30.39	29.64	32.44	0	29.8	32.44	38.03
7 - 8	0	0	29.86	30.82	29.64	34.13	0	30.1	34.13	37.6
8 - 9	0	0	29.98	31.6	30.26	33.49	0	30.59	33.49	37.9
9 - 10	0	0	31.79	31.58	29.8	33.2	0	30.91	33.2	38.1
10 - 11	0	0	31.08	29.28	30.98	32.5	0	30.52	32.5	38.23
11 - 12	0	0	32.58	29.91	31.98	33.65	0	31.46	33.65	39.1
12 - 13	0	0	31.2	32.77	33.38	34.23	0	32.48	34.23	40.07
13 - 14	0	0	31.77	32.02	33.05	33.34	0	32.33	33.34	39.6
14 - 15	0	0	32.79	31.28	32.4	33.09	0	32.19	33.09	39.27
15 - 16	0	0	30.8	31.6	33.31	31.49	0	31.76	31.49	38.8
16 - 17	0	0	31.46	33.09	31.25	35.3	0	31.94	35.3	39.27
17 - 18	0	0	33.15	31.92	33.54	34.16	0	32.86	34.16	40.2
18 - 19	0	0	31.76	33.05	33.51	34.25	0	32.86	34.25	41.3
19 - 20	0	0	33.9	33.61	31.67	32.97	0	32.9	32.97	40.7
20 - 21	0	0	36.3	39.39	32.4	35.92	0	35.63	35.92	45.93
21 - 22	0	0	38.75	36.5	31.31	37	0	35.65	37	45.7
22 - 23	0	0	38.43	37.79	34.5	38.25	0	37.7	38.25	48.9
23 - 24	0	0	40.33	34.67	38.67	32	0	36.58	32	46.5

Incoming Monthly Speeds
Alton Rd Facing Alton

from Sun-Mar-15-2020-05-00-AM to Sun-Aug-16-2020-02-59-PM

Hour	May 2020 Monday	Tuesday	Wednesday	Thursday	Friday	Saturday	Sunday	Week Day Avg	Weekend Avg	Week Day 85% Avg Speed
0 - 1	0	0	0	0	0	0	0	0	0	0
1 - 2	0	0	0	0	0	0	0	0	0	0
2 - 3	0	0	0	0	0	0	0	0	0	0
3 - 4	0	0	0	0	0	0	0	0	0	0
4 - 5	0	0	0	0	0	0	0	0	0	0
5 - 6	0	0	0	0	0	0	0	0	0	0
6 - 7	0	0	0	0	0	0	0	0	0	0
7 - 8	0	0	0	0	0	0	0	0	0	0
8 - 9	0	0	0	0	0	0	0	0	0	0
9 - 10	0	0	0	0	0	0	0	0	0	0
10 - 11	0	0	0	0	0	0	0	0	0	0
11 - 12	0	0	0	0	0	0	0	0	0	0
12 - 13	0	0	0	0	0	0	0	0	0	0
13 - 14	0	0	0	0	0	0	0	0	0	0
14 - 15	0	0	0	0	0	0	0	0	0	0
15 - 16	0	0	0	0	0	0	0	0	0	0
16 - 17	0	0	0	0	0	0	0	0	0	0
17 - 18	0	0	0	0	0	0	0	0	0	0
18 - 19	0	0	0	0	0	0	0	0	0	0
19 - 20	0	0	0	0	0	0	0	0	0	0
20 - 21	0	0	0	0	0	0	0	0	0	0
21 - 22	0	0	0	0	0	0	0	0	0	0
22 - 23	0	0	0	0	0	0	0	0	0	0
23 - 24	0	0	0	0	0	0	0	0	0	0

Incoming Monthly Speeds
Alton Rd Facing Alton

from Sun-Mar-15-2020-05-00-AM to Sun-Aug-16-2020-02-59-PM

Hour	Jun 2020 Monday	Tuesday	Wednesday	Thursday	Friday	Saturday	Sunday	Week Day Avg	Weekend Avg	Week Day 85% Avg Speed
0 - 1	0	0	0	0	0	0	0	0	0	0
1 - 2	0	0	0	0	0	0	0	0	0	0
2 - 3	0	0	0	0	0	0	0	0	0	0
3 - 4	0	0	0	0	0	0	0	0	0	0
4 - 5	0	0	0	0	0	0	0	0	0	0
5 - 6	0	0	0	0	0	0	0	0	0	0
6 - 7	0	0	0	0	0	0	0	0	0	0
7 - 8	0	0	0	0	0	0	0	0	0	0
8 - 9	0	0	0	0	0	0	0	0	0	0
9 - 10	0	0	0	0	0	0	0	0	0	0
10 - 11	0	0	0	0	0	0	0	0	0	0
11 - 12	0	0	0	0	0	0	0	0	0	0
12 - 13	0	0	0	0	0	0	0	0	0	0
13 - 14	0	0	0	0	0	0	0	0	0	0
14 - 15	0	0	0	0	0	0	0	0	0	0
15 - 16	0	0	0	0	0	0	0	0	0	0
16 - 17	0	0	0	0	0	0	0	0	0	0
17 - 18	0	0	0	0	0	0	0	0	0	0
18 - 19	0	0	0	0	0	0	0	0	0	0
19 - 20	0	0	0	0	0	0	0	0	0	0
20 - 21	0	0	0	0	0	0	0	0	0	0
21 - 22	0	0	0	0	0	0	0	0	0	0
22 - 23	0	0	0	0	0	0	0	0	0	0
23 - 24	0	0	0	0	0	0	0	0	0	0

Incoming Monthly Speeds
Alton Rd Facing Alton

from Sun-Mar-15-2020-05-00-AM to Sun-Aug-16-2020-02-59-PM

Hour	Jul 2020 Monday	Tuesday	Wednesday	Thursday	Friday	Saturday	Sunday	Week Day Avg	Weekend Avg	Week Day 85% Avg Speed
0 - 1	37	35.64	37.48	36.56	35.14	41.18	40.34	36.06	40.62	45.42
1 - 2	38	37.94	35.5	34.95	38.4	29.45	40.06	36.88	34.23	45.78
2 - 3	45.64	37.62	37.98	33.95	38.68	34.83	34.71	38.18	34.77	48.54
3 - 4	37.07	37.93	27.66	35.05	37.46	39.1	37.59	34.49	38.34	45.46
4 - 5	35.86	33.29	27.42	34.44	35.43	38.37	38.78	32.94	38.56	44.14
5 - 6	32.07	30.82	28.88	31.07	32.36	34.84	34.7	31.02	34.78	40.08
6 - 7	29.13	27.3	27.08	26.98	29.83	33.2	34.76	28.06	33.83	36.1
7 - 8	28.21	25.55	25.63	26.95	28.93	31.53	33.29	27.05	32.27	34.9
8 - 9	27.59	26.53	27.13	26.5	29.41	30.31	31.56	27.45	30.9	35.16
9 - 10	27.13	24.95	26.49	26.85	28.64	30.42	30.42	26.85	30.42	35.02
10 - 11	26.85	26.52	26.29	26.3	28.96	29.09	30.1	27.07	29.63	35.02
11 - 12	25.8	27.66	26.91	27.44	29.63	29.92	30.13	27.6	30.03	35.68
12 - 13	26.84	26.54	27.45	27.64	29.22	28.7	30.17	27.63	29.4	35.64
13 - 14	26.84	27.21	26.46	29.75	29.5	28.17	29.25	28.04	28.72	35.94
14 - 15	28.01	26.8	27.14	30.23	29.87	25.18	29.93	28.46	27.33	36.24
15 - 16	27.13	26.78	26.77	29.29	29.46	26.96	30.78	27.91	28.76	36.22
16 - 17	27.22	27.08	27.37	30.52	29.39	31.05	30.62	28.34	30.83	36.26
17 - 18	28.59	28.19	28.59	30.63	30.25	31.3	32.49	29.35	31.91	37.5
18 - 19	28.84	28.73	27.66	31.45	30.78	27.47	32.37	29.62	29.77	37.98
19 - 20	29.77	29.17	28.5	31.96	32.74	23.57	32.8	30.44	27.39	38.88
20 - 21	28.41	29.97	30.28	32.49	32.95	31.77	32.49	30.96	32.14	39
21 - 22	31.45	31.43	30.39	33.57	33.01	33.57	34.98	32.07	34.18	40.28
22 - 23	15.25	33.5	26.44	36.31	34.71	34.4	36.35	26.92	35.09	41.3
23 - 24	18.34	34.17	36.53	38.41	36.2	35.97	38	28.81	36.56	43

Incoming Monthly Speeds
Alton Rd Facing Alton

from Sun-Mar-15-2020-05-00-AM to Sun-Aug-16-2020-02-59-PM

Hour	Aug 2020 Monday	Tuesday	Wednesday	Thursday	Friday	Saturday	Sunday	Week Day Avg	Weekend Avg	Week Day 85% Avg Speed
0 - 1	30.33	38.36	38.8	38.76	38.07	37.26	38.89	38.33	38.07	44.02
1 - 2	37.86	39.65	35.27	37.07	44	33.57	37.35	37.61	36.25	44.94
2 - 3	35.33	38.62	42	34.32	40.05	34.56	39.16	37.82	37.06	48.42
3 - 4	42.57	39.25	37.94	37.63	39.84	40.23	39.75	39.24	40.04	48.9
4 - 5	36.07	33.53	37.55	36.46	34.31	38.5	38.32	35.54	38.44	44.62
5 - 6	31.76	31.79	31.02	31.76	32.35	35.29	37.89	31.73	36.11	39.58
6 - 7	29.24	30.12	28.07	29.94	29.15	32.45	33.38	29.31	32.81	36.72
7 - 8	28.72	28.81	28.84	28.29	28.71	31.03	31.51	28.68	31.22	35.66
8 - 9	29.63	29.1	29.08	28.7	29.54	29.86	30.8	29.21	30.3	35.94
9 - 10	29.43	27.08	28.62	29.95	29.06	29.55	29.04	28.8	29.3	36
10 - 11	28.84	28.47	29.54	29.48	28.24	28.33	29.73	28.89	29.02	36.1
11 - 12	29.62	30	30.63	28.91	29.31	29.79	29.13	29.65	29.45	36.72
12 - 13	30.01	29.14	28.95	29.33	30.16	29.55	30.62	29.57	30.08	37.1
13 - 14	30.64	29.86	30.42	29.72	28.77	28.96	30.17	29.84	29.55	37.08
14 - 15	30.11	29.66	30.23	29.63	30.4	30.07	30.59	30	30.29	37.36
15 - 16	29.85	29.96	27.97	28.68	29.35	29.46	30.48	29.15	29.91	36.54
16 - 17	29.98	31.17	27.93	28.88	29.16	30.99	30.11	29.42	30.6	36.48
17 - 18	32.1	31.24	29.26	31.27	30.42	31.55	31.05	30.83	31.35	37.88
18 - 19	31.26	31.71	31.64	31.26	31.7	32.35	31.37	31.51	31.94	38.92
19 - 20	31.45	30.75	31.99	31.55	31.19	31.96	31.63	31.39	31.83	38.44
20 - 21	32.48	32.55	32.91	32.18	33.22	32.58	32.69	32.65	32.62	39.48
21 - 22	34.24	35.1	35.08	34.13	34.11	33.39	34.93	34.54	33.89	42.42
22 - 23	35.09	35.18	34.23	34.55	35.72	34.82	35.62	34.95	35.05	42.72
23 - 24	36.56	35.88	37.42	36.08	35.91	34.41	41.3	36.38	36.01	44.88

Incoming Weekly EightyFifthSpeeds
Alton Rd Facing Alton

from Sun-Mar-15-2020-05-00-AM to Sun-Aug-16-2020-02-59-PM

	09/03/2020	to	15/03/2020							
	Monday	Tuesday	Wednesday	Thursday	Friday	Saturday	Sunday	Week	Weekend	Week Day 85%
Hour	09/03/2020	10/03/2020	11/03/2020	12/03/2020	13/03/2020	14/03/2020	15/03/2020	Day Avg	Avg	Avg Speed
0 - 1	*	*	*	*	*	*	*	0	0	0
1 - 2	*	*	*	*	*	*	*	0	0	0
2 - 3	*	*	*	*	*	*	*	0	0	0
3 - 4	*	*	*	*	*	*	*	0	0	0
4 - 5	*	*	*	*	*	*	*	0	0	0
5 - 6	*	*	*	*	*	*	45	0	45	0
6 - 7	*	*	*	*	*	*	41	0	41	0
7 - 8	*	*	*	*	*	*	40	0	40	0
8 - 9	*	*	*	*	*	*	38.7	0	38.7	0
9 - 10	*	*	*	*	*	*	39.8	0	39.8	0
10 - 11	*	*	*	*	*	*	36.8	0	36.8	0
11 - 12	*	*	*	*	*	*	36.7	0	36.7	0
12 - 13	*	*	*	*	*	*	37.5	0	37.5	0
13 - 14	*	*	*	*	*	*	35.6	0	35.6	0
14 - 15	*	*	*	*	*	*	33	0	33	0
15 - 16	*	*	*	*	*	*	36.3	0	36.3	0
16 - 17	*	*	*	*	*	*	35	0	35	0
17 - 18	*	*	*	*	*	*	35.4	0	35.4	0
18 - 19	*	*	*	*	*	*	38.2	0	38.2	0
19 - 20	*	*	*	*	*	*	38.7	0	38.7	0
20 - 21	*	*	*	*	*	*	41.6	0	41.6	0
21 - 22	*	*	*	*	*	*	44.4	0	44.4	0
22 - 23	*	*	*	*	*	*	40	0	40	0
23 - 24	*	*	*	*	*	*	50	0	50	0

Incoming Weekly EightyFifthSpeeds
Alton Rd Facing Alton

from Sun-Mar-15-2020-05-00-AM to Sun-Aug-16-2020-02-59-PM

	16/03/2020	to	22/03/2020							
	Monday	Tuesday	Wednesday	Thursday	Friday	Saturday	Sunday	Week	Weekend	Week Day 85%
Hour	16/03/2020	17/03/2020	18/03/2020	19/03/2020	20/03/2020	21/03/2020	22/03/2020	Day Avg	Avg	Avg Speed
0 - 1	40	50	45	47.5	47.5	43.3	45	46	44.15	46
1 - 2	35	42.5	40	47.5	40	45	40	41	42.5	41
2 - 3	45	43.3	45	50	45	40	0	45.66	40	45.66
3 - 4	35	40	35	40	40	40	65	38	52.5	38
4 - 5	50	48.8	55	46.7	52.5	47.5	50	50.6	48.75	50.6
5 - 6	43.7	43.9	46.5	41.1	42.5	43.6	46.7	43.54	45.15	43.54
6 - 7	37.4	38.5	38.5	38.1	38.7	43.3	42.5	38.24	42.9	38.24
7 - 8	34.3	34	35.9	33.8	35.4	39	38.1	34.68	38.55	34.68
8 - 9	30.6	32.5	33.1	31.8	33.8	40	40	32.36	40	32.36
9 - 10	35.5	35.9	34.9	34.4	34.7	38.5	40.5	35.08	39.5	35.08
10 - 11	38	35	35	34.4	34.9	38.5	38.4	35.46	38.45	35.46
11 - 12	37	37	37.8	34.5	37.5	37.9	38.1	36.76	38	36.76
12 - 13	37.2	37.8	37.4	35.9	34.9	38.4	38.1	36.64	38.25	36.64
13 - 14	37.2	38	36.3	34.8	37.4	38.3	38.3	36.74	38.3	36.74
14 - 15	35.8	35	36.2	34.5	34.6	35.6	38.2	35.22	36.9	35.22
15 - 16	36.6	34.5	35.9	35.1	35.7	38.1	37.8	35.56	37.95	35.56
16 - 17	34.9	33.8	34.9	34.4	34.3	36.9	37.5	34.46	37.2	34.46
17 - 18	34.8	35.5	34.6	35.3	37.4	36.7	38.5	35.52	37.6	35.52
18 - 19	35.7	36.8	37.6	38.2	38.2	39.3	40.6	37.3	39.95	37.3
19 - 20	38.6	38.1	42.4	39.5	39.8	41.5	45	39.68	43.25	39.68
20 - 21	42.5	43.3	40	43.1	41.7	45	44.3	42.12	44.65	42.12
21 - 22	42.9	43.5	42.1	42.9	44	43.3	48.6	43.08	45.95	43.08
22 - 23	44.2	39.4	45	47	43.8	42.5	45	43.88	43.75	43.88
23 - 24	40	50	50	43.8	40	45	45	44.76	45	44.76

Incoming Weekly EightyFifthSpeeds
Alton Rd Facing Alton

from Sun-Mar-15-2020-05-00-AM to Sun-Aug-16-2020-02-59-PM

	23/03/2020	to	29/03/2020							
	Monday	Tuesday	Wednesday	Thursday	Friday	Saturday	Sunday	Week	Weekend	Week Day 85%
Hour	23/03/2020	24/03/2020	25/03/2020	26/03/2020	27/03/2020	28/03/2020	29/03/2020	Day Avg	Avg	Avg Speed
0 - 1	50	45	52.5	50	42.5	40	50	48	45	48
1 - 2	45	40	40	50	40	0	45	43	45	43
2 - 3	40	0	40	40	65	42.5	45	46.25	43.75	46.25
3 - 4	40	50	40	45	37.5	35	40	42.5	37.5	42.5
4 - 5	52.5	48.3	50	48.3	47.5	45	47.5	49.32	46.25	49.32
5 - 6	47.2	42.8	47.5	47.5	43.8	47	45	45.76	46	45.76
6 - 7	39.2	39.8	43.7	41.8	42.4	40	44	41.38	42	41.38
7 - 8	36.2	37	36.5	38.2	38	40	39.1	37.18	39.55	37.18
8 - 9	35.5	37.7	38.3	38.5	37.3	40.6	40.8	37.46	40.7	37.46
9 - 10	36.9	39.1	38.9	35.5	38.9	39	37.1	37.86	38.05	37.86
10 - 11	39.6	35	38.6	37	37.6	39.8	39.4	37.56	39.6	37.56
11 - 12	38.2	38.3	39.6	39	37.6	41.8	39.4	38.54	40.6	38.54
12 - 13	38.2	40.3	38.8	37.8	38.6	41.5	39.4	38.74	40.45	38.74
13 - 14	37.8	40	39.9	39	40	39.7	39.5	39.34	39.6	39.34
14 - 15	36.4	39.4	39.1	37.7	38.2	39	43	38.16	41	38.16
15 - 16	38.7	38.6	38.9	39.2	38.6	41.7	41.1	38.8	41.4	38.8
16 - 17	37.1	38.6	38.7	38.3	40.7	42.2	39.6	38.68	40.9	38.68
17 - 18	37.5	39	39.5	39.3	40.8	39	39.7	39.22	39.35	39.22
18 - 19	38	38.8	39.2	40	40.5	41.5	38.3	39.3	39.9	39.3
19 - 20	39.8	45	42.5	40	42.5	43.1	42.5	41.96	42.8	41.96
20 - 21	45	44.6	43.8	45	47.5	46	42.5	45.18	44.25	45.18
21 - 22	43.3	55	45	45	55	44	50	48.66	47	48.66
22 - 23	45	47.5	48.3	45	50	45	50	47.16	47.5	47.16
23 - 24	50	47.5	47.5	45	52.5	40	50	48.5	45	48.5

Incoming Weekly EightyFifthSpeeds
Alton Rd Facing Alton

from Sun-Mar-15-2020-05-00-AM to Sun-Aug-16-2020-02-59-PM

	30/03/2020	to	05/04/2020							
	Monday	Tuesday	Wednesday	Thursday	Friday	Saturday	Sunday	Week	Weekend	Week Day 85%
Hour	30/03/2020	31/03/2020	01/04/2020	02/04/2020	03/04/2020	04/04/2020	05/04/2020	Day Avg	Avg	Avg Speed
0 - 1	40	42.5	40	45	40	60	55	41.5	57.5	41.5
1 - 2	35	40	45	33.3	35	0	0	37.66	0	37.66
2 - 3	40	35	45	40	62.5	35	0	44.5	35	44.5
3 - 4	42.5	55	49	38.8	40	37.5	0	45.06	37.5	45.06
4 - 5	46.4	46.7	45.8	44	43	47.5	0	45.18	47.5	45.18
5 - 6	41.2	38.6	40.9	42.9	42.5	43.3	0	41.22	43.3	41.22
6 - 7	37.7	38.6	37.5	38.4	38.2	42.8	0	38.08	42.8	38.08
7 - 8	38.4	37.3	36.8	38.7	37.3	42.5	0	37.7	42.5	37.7
8 - 9	38.2	38.7	37.5	38.8	37.4	40	0	38.12	40	38.12
9 - 10	38.8	40.7	38.9	38.6	36.8	40.7	0	38.76	40.7	38.76
10 - 11	35.6	39.1	38.5	37.8	38.4	40.9	0	37.88	40.9	37.88
11 - 12	39.4	37.7	39.1	38.8	39.4	42.3	0	38.88	42.3	38.88
12 - 13	38	39.2	38	40.3	41.9	42	0	39.48	42	39.48
13 - 14	37.6	38.6	38.9	39.1	40.8	42.3	0	39	42.3	39
14 - 15	40.3	37.8	40	38.9	38.9	40.6	0	39.18	40.6	39.18
15 - 16	39.2	39.1	38.1	38.1	40.2	39	0	38.94	39	38.94
16 - 17	37.2	39.7	39.2	40.2	38.4	43.6	0	38.94	43.6	38.94
17 - 18	40	39.5	40	39.1	41.5	42	0	40.02	42	40.02
18 - 19	40	42.7	41.1	39.3	43.5	40	0	41.32	40	41.32
19 - 20	45	42.5	41.7	41	39.4	39.4	0	41.92	39.4	41.92
20 - 21	42.5	45	48.8	50	39	47.5	0	45.06	47.5	45.06
21 - 22	45	47.5	48.8	50	38.3	43.8	0	45.92	43.8	45.92
22 - 23	49.3	45	50	51.7	45	45	0	48.2	45	48.2
23 - 24	45	50	47.5	42	50	35	0	46.9	35	46.9

Incoming Weekly EightyFifthSpeeds
Alton Rd Facing Alton

from Sun-Mar-15-2020-05-00-AM to Sun-Aug-16-2020-02-59-PM

	06/04/2020	to	12/04/2020							
	Monday	Tuesday	Wednesday	Thursday	Friday	Saturday	Sunday	Week	Weekend	Week Day 85%
Hour	06/04/2020	07/04/2020	08/04/2020	09/04/2020	10/04/2020	11/04/2020	12/04/2020	Day Avg	Avg	Avg Speed
0 - 1	0	0	0	0	0	0	0	0	0	0
1 - 2	0	0	0	0	0	0	0	0	0	0
2 - 3	0	0	0	0	0	0	0	0	0	0
3 - 4	0	0	0	0	0	0	0	0	0	0
4 - 5	0	0	0	0	0	0	0	0	0	0
5 - 6	0	0	0	0	0	0	0	0	0	0
6 - 7	0	0	0	0	0	0	0	0	0	0
7 - 8	0	0	0	0	0	0	0	0	0	0
8 - 9	0	0	0	0	0	0	0	0	0	0
9 - 10	0	0	0	0	0	0	0	0	0	0
10 - 11	0	0	0	0	0	0	0	0	0	0
11 - 12	0	0	0	0	0	0	0	0	0	0
12 - 13	0	0	0	0	0	0	0	0	0	0
13 - 14	0	0	0	0	0	0	0	0	0	0
14 - 15	0	0	0	0	0	0	0	0	0	0
15 - 16	0	0	0	0	0	0	0	0	0	0
16 - 17	0	0	0	0	0	0	0	0	0	0
17 - 18	0	0	0	0	0	0	0	0	0	0
18 - 19	0	0	0	0	0	0	0	0	0	0
19 - 20	0	0	0	0	0	0	0	0	0	0
20 - 21	0	0	0	0	0	0	0	0	0	0
21 - 22	0	0	0	0	0	0	0	0	0	0
22 - 23	0	0	0	0	0	0	0	0	0	0
23 - 24	0	0	0	0	0	0	0	0	0	0

Incoming Weekly EightyFifthSpeeds
Alton Rd Facing Alton

from Sun-Mar-15-2020-05-00-AM to Sun-Aug-16-2020-02-59-PM

	13/04/2020	to	19/04/2020							
	Monday	Tuesday	Wednesday	Thursday	Friday	Saturday	Sunday	Week	Weekend	Week Day 85%
Hour	13/04/2020	14/04/2020	15/04/2020	16/04/2020	17/04/2020	18/04/2020	19/04/2020	Day Avg	Avg	Avg Speed
0 - 1	0	0	0	0	0	0	0	0	0	0
1 - 2	0	0	0	0	0	0	0	0	0	0
2 - 3	0	0	0	0	0	0	0	0	0	0
3 - 4	0	0	0	0	0	0	0	0	0	0
4 - 5	0	0	0	0	0	0	0	0	0	0
5 - 6	0	0	0	0	0	0	0	0	0	0
6 - 7	0	0	0	0	0	0	0	0	0	0
7 - 8	0	0	0	0	0	0	0	0	0	0
8 - 9	0	0	0	0	0	0	0	0	0	0
9 - 10	0	0	0	0	0	0	0	0	0	0
10 - 11	0	0	0	0	0	0	0	0	0	0
11 - 12	0	0	0	0	0	0	0	0	0	0
12 - 13	0	0	0	0	0	0	0	0	0	0
13 - 14	0	0	0	0	0	0	0	0	0	0
14 - 15	0	0	0	0	0	0	0	0	0	0
15 - 16	0	0	0	0	0	0	0	0	0	0
16 - 17	0	0	0	0	0	0	0	0	0	0
17 - 18	0	0	0	0	0	0	0	0	0	0
18 - 19	0	0	0	0	0	0	0	0	0	0
19 - 20	0	0	0	0	0	0	0	0	0	0
20 - 21	0	0	0	0	0	0	0	0	0	0
21 - 22	0	0	0	0	0	0	0	0	0	0
22 - 23	0	0	0	0	0	0	0	0	0	0
23 - 24	0	0	0	0	0	0	0	0	0	0

Incoming Weekly EightyFifthSpeeds
Alton Rd Facing Alton

from Sun-Mar-15-2020-05-00-AM to Sun-Aug-16-2020-02-59-PM

	20/04/2020	to	26/04/2020							
	Monday	Tuesday	Wednesday	Thursday	Friday	Saturday	Sunday	Week	Weekend	Week Day 85%
Hour	20/04/2020	21/04/2020	22/04/2020	23/04/2020	24/04/2020	25/04/2020	26/04/2020	Day Avg	Avg	Avg Speed
0 - 1	0	0	0	0	0	0	0	0	0	0
1 - 2	0	0	0	0	0	0	0	0	0	0
2 - 3	0	0	0	0	0	0	0	0	0	0
3 - 4	0	0	0	0	0	0	0	0	0	0
4 - 5	0	0	0	0	0	0	0	0	0	0
5 - 6	0	0	0	0	0	0	0	0	0	0
6 - 7	0	0	0	0	0	0	0	0	0	0
7 - 8	0	0	0	0	0	0	0	0	0	0
8 - 9	0	0	0	0	0	0	0	0	0	0
9 - 10	0	0	0	0	0	0	0	0	0	0
10 - 11	0	0	0	0	0	0	0	0	0	0
11 - 12	0	0	0	0	0	0	0	0	0	0
12 - 13	0	0	0	0	0	0	0	0	0	0
13 - 14	0	0	0	0	0	0	0	0	0	0
14 - 15	0	0	0	0	0	0	0	0	0	0
15 - 16	0	0	0	0	0	0	0	0	0	0
16 - 17	0	0	0	0	0	0	0	0	0	0
17 - 18	0	0	0	0	0	0	0	0	0	0
18 - 19	0	0	0	0	0	0	0	0	0	0
19 - 20	0	0	0	0	0	0	0	0	0	0
20 - 21	0	0	0	0	0	0	0	0	0	0
21 - 22	0	0	0	0	0	0	0	0	0	0
22 - 23	0	0	0	0	0	0	0	0	0	0
23 - 24	0	0	0	0	0	0	0	0	0	0

Incoming Weekly EightyFifthSpeeds
Alton Rd Facing Alton

from Sun-Mar-15-2020-05-00-AM to Sun-Aug-16-2020-02-59-PM

	27/04/2020	to	03/05/2020							
	Monday	Tuesday	Wednesday	Thursday	Friday	Saturday	Sunday	Week	Weekend	Week Day 85%
Hour	27/04/2020	28/04/2020	29/04/2020	30/04/2020	01/05/2020	02/05/2020	03/05/2020	Day Avg	Avg	Avg Speed
0 - 1	0	0	0	0	0	0	0	0	0	0
1 - 2	0	0	0	0	0	0	0	0	0	0
2 - 3	0	0	0	0	0	0	0	0	0	0
3 - 4	0	0	0	0	0	0	0	0	0	0
4 - 5	0	0	0	0	0	0	0	0	0	0
5 - 6	0	0	0	0	0	0	0	0	0	0
6 - 7	0	0	0	0	0	0	0	0	0	0
7 - 8	0	0	0	0	0	0	0	0	0	0
8 - 9	0	0	0	0	0	0	0	0	0	0
9 - 10	0	0	0	0	0	0	0	0	0	0
10 - 11	0	0	0	0	0	0	0	0	0	0
11 - 12	0	0	0	0	0	0	0	0	0	0
12 - 13	0	0	0	0	0	0	0	0	0	0
13 - 14	0	0	0	0	0	0	0	0	0	0
14 - 15	0	0	0	0	0	0	0	0	0	0
15 - 16	0	0	0	0	0	0	0	0	0	0
16 - 17	0	0	0	0	0	0	0	0	0	0
17 - 18	0	0	0	0	0	0	0	0	0	0
18 - 19	0	0	0	0	0	0	0	0	0	0
19 - 20	0	0	0	0	0	0	0	0	0	0
20 - 21	0	0	0	0	0	0	0	0	0	0
21 - 22	0	0	0	0	0	0	0	0	0	0
22 - 23	0	0	0	0	0	0	0	0	0	0
23 - 24	0	0	0	0	0	0	0	0	0	0

Incoming Weekly EightyFifthSpeeds
Alton Rd Facing Alton

from Sun-Mar-15-2020-05-00-AM to Sun-Aug-16-2020-02-59-PM

	04/05/2020	to	10/05/2020							
	Monday	Tuesday	Wednesday	Thursday	Friday	Saturday	Sunday	Week	Weekend	Week Day 85%
Hour	04/05/2020	05/05/2020	06/05/2020	07/05/2020	08/05/2020	09/05/2020	10/05/2020	Day Avg	Avg	Avg Speed
0 - 1	0	0	0	0	0	0	0	0	0	0
1 - 2	0	0	0	0	0	0	0	0	0	0
2 - 3	0	0	0	0	0	0	0	0	0	0
3 - 4	0	0	0	0	0	0	0	0	0	0
4 - 5	0	0	0	0	0	0	0	0	0	0
5 - 6	0	0	0	0	0	0	0	0	0	0
6 - 7	0	0	0	0	0	0	0	0	0	0
7 - 8	0	0	0	0	0	0	0	0	0	0
8 - 9	0	0	0	0	0	0	0	0	0	0
9 - 10	0	0	0	0	0	0	0	0	0	0
10 - 11	0	0	0	0	0	0	0	0	0	0
11 - 12	0	0	0	0	0	0	0	0	0	0
12 - 13	0	0	0	0	0	0	0	0	0	0
13 - 14	0	0	0	0	0	0	0	0	0	0
14 - 15	0	0	0	0	0	0	0	0	0	0
15 - 16	0	0	0	0	0	0	0	0	0	0
16 - 17	0	0	0	0	0	0	0	0	0	0
17 - 18	0	0	0	0	0	0	0	0	0	0
18 - 19	0	0	0	0	0	0	0	0	0	0
19 - 20	0	0	0	0	0	0	0	0	0	0
20 - 21	0	0	0	0	0	0	0	0	0	0
21 - 22	0	0	0	0	0	0	0	0	0	0
22 - 23	0	0	0	0	0	0	0	0	0	0
23 - 24	0	0	0	0	0	0	0	0	0	0

Incoming Weekly EightyFifthSpeeds
Alton Rd Facing Alton

from Sun-Mar-15-2020-05-00-AM to Sun-Aug-16-2020-02-59-PM

	11/05/2020	to	17/05/2020							
	Monday	Tuesday	Wednesday	Thursday	Friday	Saturday	Sunday	Week	Weekend	Week Day 85%
Hour	11/05/2020	12/05/2020	13/05/2020	14/05/2020	15/05/2020	16/05/2020	17/05/2020	Day Avg	Avg	Avg Speed
0 - 1	0	0	0	0	0	0	0	0	0	0
1 - 2	0	0	0	0	0	0	0	0	0	0
2 - 3	0	0	0	0	0	0	0	0	0	0
3 - 4	0	0	0	0	0	0	0	0	0	0
4 - 5	0	0	0	0	0	0	0	0	0	0
5 - 6	0	0	0	0	0	0	0	0	0	0
6 - 7	0	0	0	0	0	0	0	0	0	0
7 - 8	0	0	0	0	0	0	0	0	0	0
8 - 9	0	0	0	0	0	0	0	0	0	0
9 - 10	0	0	0	0	0	0	0	0	0	0
10 - 11	0	0	0	0	0	0	0	0	0	0
11 - 12	0	0	0	0	0	0	0	0	0	0
12 - 13	0	0	0	0	0	0	0	0	0	0
13 - 14	0	0	0	0	0	0	0	0	0	0
14 - 15	0	0	0	0	0	0	0	0	0	0
15 - 16	0	0	0	0	0	0	0	0	0	0
16 - 17	0	0	0	0	0	0	0	0	0	0
17 - 18	0	0	0	0	0	0	0	0	0	0
18 - 19	0	0	0	0	0	0	0	0	0	0
19 - 20	0	0	0	0	0	0	0	0	0	0
20 - 21	0	0	0	0	0	0	0	0	0	0
21 - 22	0	0	0	0	0	0	0	0	0	0
22 - 23	0	0	0	0	0	0	0	0	0	0
23 - 24	0	0	0	0	0	0	0	0	0	0

Incoming Weekly EightyFifthSpeeds
Alton Rd Facing Alton

from Sun-Mar-15-2020-05-00-AM to Sun-Aug-16-2020-02-59-PM

	18/05/2020	to	24/05/2020							
	Monday	Tuesday	Wednesday	Thursday	Friday	Saturday	Sunday	Week	Weekend	Week Day 85%
Hour	18/05/2020	19/05/2020	20/05/2020	21/05/2020	22/05/2020	23/05/2020	24/05/2020	Day Avg	Avg	Avg Speed
0 - 1	0	0	0	0	0	0	0	0	0	0
1 - 2	0	0	0	0	0	0	0	0	0	0
2 - 3	0	0	0	0	0	0	0	0	0	0
3 - 4	0	0	0	0	0	0	0	0	0	0
4 - 5	0	0	0	0	0	0	0	0	0	0
5 - 6	0	0	0	0	0	0	0	0	0	0
6 - 7	0	0	0	0	0	0	0	0	0	0
7 - 8	0	0	0	0	0	0	0	0	0	0
8 - 9	0	0	0	0	0	0	0	0	0	0
9 - 10	0	0	0	0	0	0	0	0	0	0
10 - 11	0	0	0	0	0	0	0	0	0	0
11 - 12	0	0	0	0	0	0	0	0	0	0
12 - 13	0	0	0	0	0	0	0	0	0	0
13 - 14	0	0	0	0	0	0	0	0	0	0
14 - 15	0	0	0	0	0	0	0	0	0	0
15 - 16	0	0	0	0	0	0	0	0	0	0
16 - 17	0	0	0	0	0	0	0	0	0	0
17 - 18	0	0	0	0	0	0	0	0	0	0
18 - 19	0	0	0	0	0	0	0	0	0	0
19 - 20	0	0	0	0	0	0	0	0	0	0
20 - 21	0	0	0	0	0	0	0	0	0	0
21 - 22	0	0	0	0	0	0	0	0	0	0
22 - 23	0	0	0	0	0	0	0	0	0	0
23 - 24	0	0	0	0	0	0	0	0	0	0

Incoming Weekly EightyFifthSpeeds
Alton Rd Facing Alton

from Sun-Mar-15-2020-05-00-AM to Sun-Aug-16-2020-02-59-PM

	25/05/2020	to	31/05/2020							
	Monday	Tuesday	Wednesday	Thursday	Friday	Saturday	Sunday	Week	Weekend	Week Day 85%
Hour	25/05/2020	26/05/2020	27/05/2020	28/05/2020	29/05/2020	30/05/2020	31/05/2020	Day Avg	Avg	Avg Speed
0 - 1	0	0	0	0	0	0	0	0	0	0
1 - 2	0	0	0	0	0	0	0	0	0	0
2 - 3	0	0	0	0	0	0	0	0	0	0
3 - 4	0	0	0	0	0	0	0	0	0	0
4 - 5	0	0	0	0	0	0	0	0	0	0
5 - 6	0	0	0	0	0	0	0	0	0	0
6 - 7	0	0	0	0	0	0	0	0	0	0
7 - 8	0	0	0	0	0	0	0	0	0	0
8 - 9	0	0	0	0	0	0	0	0	0	0
9 - 10	0	0	0	0	0	0	0	0	0	0
10 - 11	0	0	0	0	0	0	0	0	0	0
11 - 12	0	0	0	0	0	0	0	0	0	0
12 - 13	0	0	0	0	0	0	0	0	0	0
13 - 14	0	0	0	0	0	0	0	0	0	0
14 - 15	0	0	0	0	0	0	0	0	0	0
15 - 16	0	0	0	0	0	0	0	0	0	0
16 - 17	0	0	0	0	0	0	0	0	0	0
17 - 18	0	0	0	0	0	0	0	0	0	0
18 - 19	0	0	0	0	0	0	0	0	0	0
19 - 20	0	0	0	0	0	0	0	0	0	0
20 - 21	0	0	0	0	0	0	0	0	0	0
21 - 22	0	0	0	0	0	0	0	0	0	0
22 - 23	0	0	0	0	0	0	0	0	0	0
23 - 24	0	0	0	0	0	0	0	0	0	0

Incoming Weekly EightyFifthSpeeds
Alton Rd Facing Alton

from Sun-Mar-15-2020-05-00-AM to Sun-Aug-16-2020-02-59-PM

	01/06/2020	to	07/06/2020							
	Monday	Tuesday	Wednesday	Thursday	Friday	Saturday	Sunday	Week	Weekend	Week Day 85%
Hour	01/06/2020	02/06/2020	03/06/2020	04/06/2020	05/06/2020	06/06/2020	07/06/2020	Day Avg	Avg	Avg Speed
0 - 1	0	0	0	0	0	0	0	0	0	0
1 - 2	0	0	0	0	0	0	0	0	0	0
2 - 3	0	0	0	0	0	0	0	0	0	0
3 - 4	0	0	0	0	0	0	0	0	0	0
4 - 5	0	0	0	0	0	0	0	0	0	0
5 - 6	0	0	0	0	0	0	0	0	0	0
6 - 7	0	0	0	0	0	0	0	0	0	0
7 - 8	0	0	0	0	0	0	0	0	0	0
8 - 9	0	0	0	0	0	0	0	0	0	0
9 - 10	0	0	0	0	0	0	0	0	0	0
10 - 11	0	0	0	0	0	0	0	0	0	0
11 - 12	0	0	0	0	0	0	0	0	0	0
12 - 13	0	0	0	0	0	0	0	0	0	0
13 - 14	0	0	0	0	0	0	0	0	0	0
14 - 15	0	0	0	0	0	0	0	0	0	0
15 - 16	0	0	0	0	0	0	0	0	0	0
16 - 17	0	0	0	0	0	0	0	0	0	0
17 - 18	0	0	0	0	0	0	0	0	0	0
18 - 19	0	0	0	0	0	0	0	0	0	0
19 - 20	0	0	0	0	0	0	0	0	0	0
20 - 21	0	0	0	0	0	0	0	0	0	0
21 - 22	0	0	0	0	0	0	0	0	0	0
22 - 23	0	0	0	0	0	0	0	0	0	0
23 - 24	0	0	0	0	0	0	0	0	0	0

Incoming Weekly EightyFifthSpeeds
Alton Rd Facing Alton

from Sun-Mar-15-2020-05-00-AM to Sun-Aug-16-2020-02-59-PM

	08/06/2020	to	14/06/2020							
	Monday	Tuesday	Wednesday	Thursday	Friday	Saturday	Sunday	Week	Weekend	Week Day 85%
Hour	08/06/2020	09/06/2020	10/06/2020	11/06/2020	12/06/2020	13/06/2020	14/06/2020	Day Avg	Avg	Avg Speed
0 - 1	0	0	0	0	0	0	0	0	0	0
1 - 2	0	0	0	0	0	0	0	0	0	0
2 - 3	0	0	0	0	0	0	0	0	0	0
3 - 4	0	0	0	0	0	0	0	0	0	0
4 - 5	0	0	0	0	0	0	0	0	0	0
5 - 6	0	0	0	0	0	0	0	0	0	0
6 - 7	0	0	0	0	0	0	0	0	0	0
7 - 8	0	0	0	0	0	0	0	0	0	0
8 - 9	0	0	0	0	0	0	0	0	0	0
9 - 10	0	0	0	0	0	0	0	0	0	0
10 - 11	0	0	0	0	0	0	0	0	0	0
11 - 12	0	0	0	0	0	0	0	0	0	0
12 - 13	0	0	0	0	0	0	0	0	0	0
13 - 14	0	0	0	0	0	0	0	0	0	0
14 - 15	0	0	0	0	0	0	0	0	0	0
15 - 16	0	0	0	0	0	0	0	0	0	0
16 - 17	0	0	0	0	0	0	0	0	0	0
17 - 18	0	0	0	0	0	0	0	0	0	0
18 - 19	0	0	0	0	0	0	0	0	0	0
19 - 20	0	0	0	0	0	0	0	0	0	0
20 - 21	0	0	0	0	0	0	0	0	0	0
21 - 22	0	0	0	0	0	0	0	0	0	0
22 - 23	0	0	0	0	0	0	0	0	0	0
23 - 24	0	0	0	0	0	0	0	0	0	0

Incoming Weekly EightyFifthSpeeds
Alton Rd Facing Alton

from Sun-Mar-15-2020-05-00-AM to Sun-Aug-16-2020-02-59-PM

	15/06/2020	to	21/06/2020							
	Monday	Tuesday	Wednesday	Thursday	Friday	Saturday	Sunday	Week	Weekend	Week Day 85%
Hour	15/06/2020	16/06/2020	17/06/2020	18/06/2020	19/06/2020	20/06/2020	21/06/2020	Day Avg	Avg	Avg Speed
0 - 1	0	0	0	0	0	0	0	0	0	0
1 - 2	0	0	0	0	0	0	0	0	0	0
2 - 3	0	0	0	0	0	0	0	0	0	0
3 - 4	0	0	0	0	0	0	0	0	0	0
4 - 5	0	0	0	0	0	0	0	0	0	0
5 - 6	0	0	0	0	0	0	0	0	0	0
6 - 7	0	0	0	0	0	0	0	0	0	0
7 - 8	0	0	0	0	0	0	0	0	0	0
8 - 9	0	0	0	0	0	0	0	0	0	0
9 - 10	0	0	0	0	0	0	0	0	0	0
10 - 11	0	0	0	0	0	0	0	0	0	0
11 - 12	0	0	0	0	0	0	0	0	0	0
12 - 13	0	0	0	0	0	0	0	0	0	0
13 - 14	0	0	0	0	0	0	0	0	0	0
14 - 15	0	0	0	0	0	0	0	0	0	0
15 - 16	0	0	0	0	0	0	0	0	0	0
16 - 17	0	0	0	0	0	0	0	0	0	0
17 - 18	0	0	0	0	0	0	0	0	0	0
18 - 19	0	0	0	0	0	0	0	0	0	0
19 - 20	0	0	0	0	0	0	0	0	0	0
20 - 21	0	0	0	0	0	0	0	0	0	0
21 - 22	0	0	0	0	0	0	0	0	0	0
22 - 23	0	0	0	0	0	0	0	0	0	0
23 - 24	0	0	0	0	0	0	0	0	0	0

Incoming Weekly EightyFifthSpeeds
Alton Rd Facing Alton

from Sun-Mar-15-2020-05-00-AM to Sun-Aug-16-2020-02-59-PM

	22/06/2020	to	28/06/2020							
	Monday	Tuesday	Wednesday	Thursday	Friday	Saturday	Sunday	Week	Weekend	Week Day 85%
Hour	22/06/2020	23/06/2020	24/06/2020	25/06/2020	26/06/2020	27/06/2020	28/06/2020	Day Avg	Avg	Avg Speed
0 - 1	0	0	0	0	0	0	0	0	0	0
1 - 2	0	0	0	0	0	0	0	0	0	0
2 - 3	0	0	0	0	0	0	0	0	0	0
3 - 4	0	0	0	0	0	0	0	0	0	0
4 - 5	0	0	0	0	0	0	0	0	0	0
5 - 6	0	0	0	0	0	0	0	0	0	0
6 - 7	0	0	0	0	0	0	0	0	0	0
7 - 8	0	0	0	0	0	0	0	0	0	0
8 - 9	0	0	0	0	0	0	0	0	0	0
9 - 10	0	0	0	0	0	0	0	0	0	0
10 - 11	0	0	0	0	0	0	0	0	0	0
11 - 12	0	0	0	0	0	0	0	0	0	0
12 - 13	0	0	0	0	0	0	0	0	0	0
13 - 14	0	0	0	0	0	0	0	0	0	0
14 - 15	0	0	0	0	0	0	0	0	0	0
15 - 16	0	0	0	0	0	0	0	0	0	0
16 - 17	0	0	0	0	0	0	0	0	0	0
17 - 18	0	0	0	0	0	0	0	0	0	0
18 - 19	0	0	0	0	0	0	0	0	0	0
19 - 20	0	0	0	0	0	0	0	0	0	0
20 - 21	0	0	0	0	0	0	0	0	0	0
21 - 22	0	0	0	0	0	0	0	0	0	0
22 - 23	0	0	0	0	0	0	0	0	0	0
23 - 24	0	0	0	0	0	0	0	0	0	0

Incoming Weekly EightyFifthSpeeds
Alton Rd Facing Alton

from Sun-Mar-15-2020-05-00-AM to Sun-Aug-16-2020-02-59-PM

	29/06/2020	to	05/07/2020							
	Monday	Tuesday	Wednesday	Thursday	Friday	Saturday	Sunday	Week	Weekend	Week Day 85%
Hour	29/06/2020	30/06/2020	01/07/2020	02/07/2020	03/07/2020	04/07/2020	05/07/2020	Day Avg	Avg	Avg Speed
0 - 1	0	0	0	0	0	0	47.5	0	47.5	0
1 - 2	0	0	0	0	0	0	50	0	50	0
2 - 3	0	0	0	0	0	0	45	0	45	0
3 - 4	0	0	0	0	0	0	45	0	45	0
4 - 5	0	0	0	0	0	0	55	0	55	0
5 - 6	0	0	0	0	0	0	45	0	45	0
6 - 7	0	0	0	0	0	0	45	0	45	0
7 - 8	0	0	0	0	0	0	42.7	0	42.7	0
8 - 9	0	0	0	0	0	0	39.3	0	39.3	0
9 - 10	0	0	0	0	0	0	36.9	0	36.9	0
10 - 11	0	0	0	0	0	0	37.3	0	37.3	0
11 - 12	0	0	0	0	0	37.7	37.9	0	37.8	0
12 - 13	0	0	0	0	0	37.9	37.7	0	37.8	0
13 - 14	0	0	0	0	0	38.2	37.6	0	37.9	0
14 - 15	0	0	0	0	0	37.4	38.5	0	37.95	0
15 - 16	0	0	0	0	0	38.5	39.8	0	39.15	0
16 - 17	0	0	0	0	0	39.1	38.6	0	38.85	0
17 - 18	0	0	0	0	0	39.6	39.5	0	39.55	0
18 - 19	0	0	0	0	0	41.8	39.4	0	40.6	0
19 - 20	0	0	0	0	0	41.2	39.8	0	40.5	0
20 - 21	0	0	0	0	0	44.2	42.1	0	43.15	0
21 - 22	0	0	0	0	0	40.8	42.1	0	41.45	0
22 - 23	0	0	0	0	0	42.5	50	0	46.25	0
23 - 24	0	0	0	0	0	45	45	0	45	0

Incoming Weekly EightyFifthSpeeds
Alton Rd Facing Alton

from Sun-Mar-15-2020-05-00-AM to Sun-Aug-16-2020-02-59-PM

	06/07/2020	to	12/07/2020							
	Monday	Tuesday	Wednesday	Thursday	Friday	Saturday	Sunday	Week	Weekend	Week Day 85%
Hour	06/07/2020	07/07/2020	08/07/2020	09/07/2020	10/07/2020	11/07/2020	12/07/2020	Day Avg	Avg	Avg Speed
0 - 1	35	42.5	45	45	44	45	55	42.3	50	42.3
1 - 2	45	46.7	43.3	50	55	50	50	48	50	48
2 - 3	55	45	50	40	48.3	35	40	47.66	37.5	47.66
3 - 4	45	48	40	43.8	46.7	50	40	44.7	45	44.7
4 - 5	47.5	46.4	39.2	45.6	47	49	45	45.14	47	45.14
5 - 6	41.5	42.3	39.4	42	40.4	43.3	41.4	41.12	42.35	41.12
6 - 7	37.9	38.2	36.6	35	38	40.3	39.6	37.14	39.95	37.14
7 - 8	35.8	34.9	34.2	36.3	35.4	38.7	41.4	35.32	40.05	35.32
8 - 9	36.4	35	35.7	37.4	37.6	39.1	37.6	36.42	38.35	36.42
9 - 10	37.9	34.5	36.2	37.3	35.7	35.5	37.1	36.32	36.3	36.32
10 - 11	37.6	36.8	36.8	36.9	34.2	35.8	36.3	36.46	36.05	36.46
11 - 12	37.2	37.4	37.2	36.7	36.7	36.2	35.3	37.04	35.75	37.04
12 - 13	36.9	36.8	36.4	37.1	37.5	35.7	36.7	36.94	36.2	36.94
13 - 14	37.6	36.5	37.1	37.3	36.3	37.1	34.9	36.96	36	36.96
14 - 15	38.5	36.2	37.5	38.4	36.9	37.6	34.4	37.5	36	37.5
15 - 16	37.7	36.8	36.1	37.2	38.2	37.2	35.1	37.2	36.15	37.2
16 - 17	37.8	38.4	37.2	38.4	36.5	37.6	36.2	37.66	36.9	37.66
17 - 18	40.6	35.9	38.9	37.9	38.1	38	40.6	38.28	39.3	38.28
18 - 19	40.6	38.7	40	40	39.7	38.7	37.6	39.8	38.15	39.8
19 - 20	41.3	39.2	40.5	39.5	41.4	38.5	40.3	40.38	39.4	40.38
20 - 21	37.2	36.9	40.7	39.4	40	39.4	41.3	38.84	40.35	38.84
21 - 22	43.3	40.8	39.2	41	41.2	37.8	40.8	41.1	39.3	41.1
22 - 23	45	48	36.4	46.2	38.5	42	45	42.82	43.5	42.82
23 - 24	50	44.2	46.2	48.8	40	44.3	42.5	45.84	43.4	45.84

Incoming Weekly EightyFifthSpeeds
Alton Rd Facing Alton

from Sun-Mar-15-2020-05-00-AM to Sun-Aug-16-2020-02-59-PM

	13/07/2020	to	19/07/2020							
	Monday	Tuesday	Wednesday	Thursday	Friday	Saturday	Sunday	Week	Weekend	Week Day 85%
Hour	13/07/2020	14/07/2020	15/07/2020	16/07/2020	17/07/2020	18/07/2020	19/07/2020	Day Avg	Avg	Avg Speed
0 - 1	55	42.5	50	44	45	55	45	47.3	50	47.3
1 - 2	45	40	35	37.5	40	42.5	45	39.5	43.75	39.5
2 - 3	45	45	47.5	50	48	45	40	47.1	42.5	47.1
3 - 4	40	45	46.7	50	44	45	45	45.14	45	45.14
4 - 5	43.3	45.6	43.3	44.7	43.5	46.2	43	44.08	44.6	44.08
5 - 6	42.4	42.6	38.5	40.8	40	44	44	40.86	44	40.86
6 - 7	37.5	36.6	37.8	35.8	37.7	42.3	43.3	37.08	42.8	37.08
7 - 8	36.7	34.8	35.4	34.9	36.6	38.8	42.2	35.68	40.5	35.68
8 - 9	36.7	35.3	34.1	32.8	36.7	37.4	38	35.12	37.7	35.12
9 - 10	34.6	37	34.8	37	35.2	37.6	36.4	35.72	37	35.72
10 - 11	34.7	35.9	34.8	35.5	36.4	35.6	37.4	35.46	36.5	35.46
11 - 12	36.9	35.3	37.6	37.1	36.5	38.2	36.3	36.68	37.25	36.68
12 - 13	35.2	35.4	36.8	36.6	36.6	36.3	36.8	36.12	36.55	36.12
13 - 14	36.5	36.4	36	37	37.3	36.4	36.5	36.64	36.45	36.64
14 - 15	37.7	35.8	37	36.9	35.7	36	37.3	36.62	36.65	36.62
15 - 16	36.9	37.1	35	38.1	37.7	36.2	36.4	36.96	36.3	36.96
16 - 17	36.1	37.9	36.6	37.8	37.2	37.1	37.5	37.12	37.3	37.12
17 - 18	38.6	37.5	39.2	38.1	39	38.2	39.1	38.48	38.65	38.48
18 - 19	39.5	39.4	37.1	38.9	39.8	37.4	38.8	38.94	38.1	38.94
19 - 20	38.8	38.8	37.4	39.6	39.7	39.1	41.5	38.86	40.3	38.86
20 - 21	39.6	39.6	39	39.5	38.6	37.8	39.5	39.26	38.65	39.26
21 - 22	40.7	40.7	41.5	39.6	39.5	40	43.3	40.4	41.65	40.4
22 - 23	9.7	46.2	43.6	45	40	43.3	43.8	36.9	43.55	36.9
23 - 24	11.2	42.5	46.7	45	45	45	50	38.08	47.5	38.08

Incoming Weekly EightyFifthSpeeds
Alton Rd Facing Alton

from Sun-Mar-15-2020-05-00-AM to Sun-Aug-16-2020-02-59-PM

	20/07/2020	to	26/07/2020							
	Monday	Tuesday	Wednesday	Thursday	Friday	Saturday	Sunday	Week	Weekend	Week Day 85%
Hour	20/07/2020	21/07/2020	22/07/2020	23/07/2020	24/07/2020	25/07/2020	26/07/2020	Day Avg	Avg	Avg Speed
0 - 1	40	40	35	35	46.7	45	45	39.34	45	39.34
1 - 2	45	40	40	40	50	40	45	43	42.5	43
2 - 3	0	30	40	35	45	45	40	37.5	42.5	37.5
3 - 4	45	42.5	42.5	40	50	45	47.5	44	46.25	44
4 - 5	45	37.9	36.4	37.1	43.5	45	45	39.98	45	39.98
5 - 6	40.2	30.8	31.1	33.8	40.2	42.6	41.7	35.22	42.15	35.22
6 - 7	34.6	22.2	25.2	26	35.4	43.2	42.7	28.68	42.95	28.68
7 - 8	34.7	19.1	21.5	25	34.9	39.3	38.6	27.04	38.95	27.04
8 - 9	31	28.6	30.2	29.7	36	36.1	38.7	31.1	37.4	31.1
9 - 10	29.7	28.4	28.2	28.3	35.9	37.9	36.5	30.1	37.2	30.1
10 - 11	28.8	26.2	24.7	29.1	35.6	35.8	37.3	28.88	36.55	28.88
11 - 12	27.6	28.7	26.1	27.6	35.6	36.9	37.3	29.12	37.1	29.12
12 - 13	29	26.9	27.8	30.3	35.8	34.9	37.3	29.96	36.1	29.96
13 - 14	25.2	30.2	24.4	35.9	36.4	34.7	36.5	30.42	35.6	30.42
14 - 15	26.1	26.4	24.7	36.2	36.4	31.3	37.1	29.96	34.2	29.96
15 - 16	21.6	19.9	19.8	36	37.1	33.6	37.1	26.88	35.35	26.88
16 - 17	21.9	20.6	24.1	36.8	36.2	38.3	37	27.92	37.65	27.92
17 - 18	28.4	29.5	29.9	37.4	38	37.5	37.9	32.64	37.7	32.64
18 - 19	30.2	30.3	28.7	38.1	39.4	34.4	39.7	33.34	37.05	33.34
19 - 20	32.6	33	31.8	38.2	40.6	30.3	39.4	35.24	34.85	35.24
20 - 21	31.4	32.9	33.7	39	42.2	36.8	37.9	35.84	37.35	35.84
21 - 22	33.9	34.4	33.6	43.6	40	43.8	43.3	37.1	43.55	37.1
22 - 23	38.8	35.7	34.6	39.3	45	42.1	45	38.68	43.55	38.68
23 - 24	38.8	37	40	47.5	43.8	40	53.3	41.42	46.65	41.42

Incoming Weekly EightyFifthSpeeds
Alton Rd Facing Alton

from Sun-Mar-15-2020-05-00-AM to Sun-Aug-16-2020-02-59-PM

	27/07/2020	to	02/08/2020							
	Monday	Tuesday	Wednesday	Thursday	Friday	Saturday	Sunday	Week	Weekend	Week Day 85%
Hour	27/07/2020	28/07/2020	29/07/2020	30/07/2020	31/07/2020	01/08/2020	02/08/2020	Day Avg	Avg	Avg Speed
0 - 1	50	49	45	48.3	40	45	45	46.46	45	46.46
1 - 2	40	48	45	50	45	40	45	45.6	42.5	45.6
2 - 3	60	50	50	45	50	37.5	40	51	38.75	51
3 - 4	45	44	47.5	48.3	47.5	55	45	46.46	50	46.46
4 - 5	46.9	45.7	44.7	47.7	45	47.5	46.2	46	46.85	46
5 - 6	38.6	41	39.1	40.7	41.5	43.3	51.7	40.18	47.5	40.18
6 - 7	35.8	36.4	36.8	37.2	37.1	40.6	40	36.66	40.3	36.66
7 - 8	34.5	34.8	35.4	36.6	37	37.7	39.8	35.66	38.75	35.66
8 - 9	37.3	35.9	35.9	37.6	36.5	37.6	38.8	36.64	38.2	36.64
9 - 10	36.9	31.7	35.6	34.9	36.2	35	37.1	35.06	36.05	35.06
10 - 11	35.3	35.4	36.9	36	37.3	36.2	36.5	36.18	36.35	36.18
11 - 12	35	34.9	35.6	37.7	38.1	36.3	37.2	36.26	36.75	36.26
12 - 13	36.1	35	37.8	37.9	36.8	37.7	36.8	36.72	37.25	36.72
13 - 14	36.2	35.5	36.7	37.9	37.8	36.2	37.3	36.82	36.75	36.82
14 - 15	37.9	35.9	36.5	37.3	37.5	37.3	39.4	37.02	38.35	37.02
15 - 16	37.8	36.9	37.2	36.7	35	37.9	36.4	36.72	37.15	36.72
16 - 17	37.5	34.8	36.2	36.8	35.3	38.2	36.9	36.12	37.55	36.12
17 - 18	39.6	39	37.7	37.8	35	39.6	37.9	37.82	38.75	37.82
18 - 19	40	39.6	37.8	39.3	34.6	39.4	39	38.26	39.2	38.26
19 - 20	43.4	38.7	40.3	38.7	40.7	38.3	38.1	40.36	38.2	40.36
20 - 21	42.5	43.3	40.7	41.8	40.6	38.2	41.9	41.78	40.05	41.78
21 - 22	41.7	42.9	40.7	42.2	41.4	41.1	43.3	41.78	42.2	41.78
22 - 23	43.6	44.2	45	45	45	41	44	44.56	42.5	44.56
23 - 24	45	45	47.5	45	44.2	43.8	55	45.34	49.4	45.34

Incoming Weekly EightyFifthSpeeds
Alton Rd Facing Alton

from Sun-Mar-15-2020-05-00-AM to Sun-Aug-16-2020-02-59-PM

	03/08/2020	to	09/08/2020							
	Monday	Tuesday	Wednesday	Thursday	Friday	Saturday	Sunday	Week	Weekend	Week Day 85%
Hour	03/08/2020	04/08/2020	05/08/2020	06/08/2020	07/08/2020	08/08/2020	09/08/2020	Day Avg	Avg	Avg Speed
0 - 1	35	46.7	47.5	45	45	52.5	48.3	43.84	50.4	43.84
1 - 2	45	45	40	40	45	40	50	43	45	43
2 - 3	45	50	45	43.3	55	42.5	50	47.66	46.25	47.66
3 - 4	52.5	50	50	50	50	50	52.5	50.5	51.25	50.5
4 - 5	46.4	41.9	46.4	46.1	42.9	47	47.5	44.74	47.25	44.74
5 - 6	39.1	39	38.2	39	39.8	43.2	48.5	39.02	45.85	39.02
6 - 7	35	37.3	36.9	37.2	36.1	39.2	39.6	36.5	39.4	36.5
7 - 8	34.9	37.5	36.1	34.8	35.8	38.9	39.1	35.82	39	35.82
8 - 9	37.1	36.4	36.3	34.7	37.4	36.9	37.7	36.38	37.3	36.38
9 - 10	37.8	34.3	36.1	37.5	36.1	37.5	36.4	36.36	36.95	36.36
10 - 11	35.4	35.1	37.9	37.2	36.4	35.3	36.2	36.4	35.75	36.4
11 - 12	35.2	36.4	38.9	37.2	37	37	36.4	36.94	36.7	36.94
12 - 13	36.9	36	38.3	37.2	37.1	36.9	37.9	37.1	37.4	37.1
13 - 14	36.9	36.5	37.4	37.9	36	36	37.2	36.94	36.6	36.94
14 - 15	36.9	37.3	36.6	37	37.6	38	36.2	37.08	37.1	37.08
15 - 16	37.3	37.1	37.2	36.1	36.5	35.3	37	36.84	36.15	36.84
16 - 17	37.7	38.3	35.7	36.9	36.2	38.1	36.9	36.96	37.5	36.96
17 - 18	39.2	38	35.3	37.1	38.6	38.5	38.4	37.64	38.45	37.64
18 - 19	39.2	39	38.8	38.6	37.7	37.4	37.8	38.66	37.6	38.66
19 - 20	40	38.3	39.2	39.3	37.1	39.1	38.9	38.78	39	38.78
20 - 21	39.5	39.2	39.7	38.3	39.1	39.4	39.6	39.16	39.5	39.16
21 - 22	42.5	43.3	42.5	42.5	42.5	39.7	43.9	42.66	41.8	42.66
22 - 23	46.2	42	42.5	42.9	43	45	42	43.32	43.5	43.32
23 - 24	47.5	45	43	43.3	45	40	47.5	44.76	43.75	44.76

Incoming Weekly EightyFifthSpeeds
Alton Rd Facing Alton

from Sun-Mar-15-2020-05-00-AM to Sun-Aug-16-2020-02-59-PM

	10/08/2020	to	16/08/2020							
	Monday	Tuesday	Wednesday	Thursday	Friday	Saturday	Sunday	Week	Weekend	Week Day 85%
Hour	10/08/2020	11/08/2020	12/08/2020	13/08/2020	14/08/2020	15/08/2020	16/08/2020	Day Avg	Avg	Avg Speed
0 - 1	0	47.5	48.8	45	45	40	48.3	46.58	44.15	46.58
1 - 2	45	43.8	47.5	43.8	65	40	38.3	49.02	39.15	49.02
2 - 3	0	45	50	40	50	38.3	43.3	46.25	40.8	46.25
3 - 4	51.7	55	52.5	42	45	45	55	49.24	50	49.24
4 - 5	44.7	45	44	45	45	43	45	44.74	44	44.74
5 - 6	39.7	39.7	40.6	40.9	40.6	46	44	40.3	45	40.3
6 - 7	36.9	36.8	35.1	37.3	37.9	40.5	45	36.8	42.75	36.8
7 - 8	36.2	36	35.6	35.4	34.7	38.7	38.4	35.58	38.55	35.58
8 - 9	36.3	34.4	35.6	34.7	37.5	37.1	38.8	35.7	37.95	35.7
9 - 10	35.6	35.6	35.3	36	35.3	36.6	36.5	35.56	36.55	35.56
10 - 11	35.9	35.4	35.3	36.4	35.4	35.5	36.2	35.68	35.85	35.68
11 - 12	36.4	37.3	37.4	35	34.9	38.6	35.4	36.2	37	36.2
12 - 13	37.9	36.8	37	35.4	38.6	37.4	38.9	37.14	38.15	37.14
13 - 14	39	38.3	37.8	35.1	35	36.3	37	37.04	36.65	37.04
14 - 15	38.1	36.8	37.7	38.2	37.3	34.3	34.1	37.62	34.2	37.62
15 - 16	37.5	37.3	34.7	36.1	35.4	38	*	36.2	38	36.2
16 - 17	37	37.9	34.9	34.3	35.9	37.7	*	36	37.7	36
17 - 18	38.2	38.6	37.4	38.7	37	37.3	*	37.98	37.3	37.98
18 - 19	38.2	39.4	39.8	38.9	39.4	41.4	*	39.14	41.4	39.14
19 - 20	38.5	36.9	39	37.7	38.6	40.3	*	38.14	40.3	38.14
20 - 21	38.1	39.1	40.7	41.9	41.8	41.4	*	40.32	41.4	40.32
21 - 22	42.1	42.3	45	39.4	42.7	41.4	*	42.3	41.4	42.3
22 - 23	38.6	43.9	40	42	42.5	45	*	41.4	45	41.4
23 - 24	42.5	45	47	47.5	43.3	41.7	*	45.06	41.7	45.06

Incoming Monthly EightyFifthSpeeds
Alton Rd Facing Alton

from Sun-Mar-15-2020-05-00-AM to Sun-Aug-16-2020-02-59-PM

	Mar 2020									
	Monday	Tuesday	Wednesday	Thursday	Friday	Saturday	Sunday	Week	Weekend	Week Day 85%
Hour								Day Avg	Avg	Avg Speed
0 - 1	40	45	50	48	45	41.7	47.5	45.6	44.6	45.6
1 - 2	40	42	40	48.3	40	45	45	42.06	45	42.06
2 - 3	43.3	42.5	45	45	50	42.5	45	45.16	43.75	45.16
3 - 4	42.5	50	40	45	38.8	35	40	43.26	37.5	43.26
4 - 5	48.2	47.7	55	48.3	50	46.7	50	49.84	48.35	49.84
5 - 6	43.5	41.4	46.9	44.1	42.9	45	46	43.76	45.5	43.76
6 - 7	38.2	39	40.5	39.2	39.9	43.1	42.5	39.36	42.8	39.36
7 - 8	35.4	35.3	36.1	35.1	36.7	39.6	39.3	35.72	39.45	35.72
8 - 9	33.7	34.8	34.4	33.7	35	40	39.5	34.32	39.75	34.32
9 - 10	36.7	37.8	36.7	34.7	35.8	38.7	39.7	36.34	39.2	36.34
10 - 11	38.2	36.4	36.7	35.1	36.3	39	37.9	36.54	38.45	36.54
11 - 12	37.9	37.5	38.6	37	37.6	39.1	37.9	37.72	38.5	37.72
12 - 13	37.8	38.8	38	36.7	36.5	38.9	38	37.56	38.45	37.56
13 - 14	37.6	38.8	37.9	36.6	38.7	38.8	37.7	37.92	38.25	37.92
14 - 15	37	37.4	37.4	35.6	36.1	37.3	36.6	36.7	36.95	36.7
15 - 16	38	37.3	37	36.6	37.2	38.9	37.5	37.22	38.2	37.22
16 - 17	36	36.7	36.7	36	36.6	38.1	37	36.4	37.55	36.4
17 - 18	36.4	37.4	37	37	38.6	37.4	37.6	37.28	37.5	37.28
18 - 19	37.2	38.4	38.2	38.8	39	40	39.1	38.32	39.55	38.32
19 - 20	39.7	39.8	42.4	39.5	40.4	42.5	42.2	40.36	42.35	40.36
20 - 21	43.2	44.3	40.7	44.1	43.5	45.6	42.4	43.16	44	43.16
21 - 22	43.4	45	43	44	48	43.6	47.1	44.68	45.35	44.68
22 - 23	47.3	43.6	46.2	46.7	45	43	44	45.76	43.5	45.76
23 - 24	45	49.4	48.8	44.4	45	47.5	48.8	46.52	48.15	46.52

Incoming Monthly EightyFifthSpeeds
Alton Rd Facing Alton

from Sun-Mar-15-2020-05-00-AM to Sun-Aug-16-2020-02-59-PM

	Apr 2020									
	Monday	Tuesday	Wednesday	Thursday	Friday	Saturday	Sunday	Week	Weekend	Week Day 85%
Hour								Day Avg	Avg	Avg Speed
0 - 1	0	0	40	45	40	60	55	41.67	57.5	41.67
1 - 2	0	0	45	33.3	35	0	0	37.77	0	37.77
2 - 3	0	0	45	40	62.5	35	0	49.17	35	49.17
3 - 4	0	0	49	38.8	40	37.5	0	42.6	37.5	42.6
4 - 5	0	0	45.8	44	43	47.5	0	44.27	47.5	44.27
5 - 6	0	0	40.9	42.9	42.5	43.3	0	42.1	43.3	42.1
6 - 7	0	0	37.5	38.4	38.2	42.8	0	38.03	42.8	38.03
7 - 8	0	0	36.8	38.7	37.3	42.5	0	37.6	42.5	37.6
8 - 9	0	0	37.5	38.8	37.4	40	0	37.9	40	37.9
9 - 10	0	0	38.9	38.6	36.8	40.7	0	38.1	40.7	38.1
10 - 11	0	0	38.5	37.8	38.4	40.9	0	38.23	40.9	38.23
11 - 12	0	0	39.1	38.8	39.4	42.3	0	39.1	42.3	39.1
12 - 13	0	0	38	40.3	41.9	42	0	40.07	42	40.07
13 - 14	0	0	38.9	39.1	40.8	42.3	0	39.6	42.3	39.6
14 - 15	0	0	40	38.9	38.9	40.6	0	39.27	40.6	39.27
15 - 16	0	0	38.1	38.1	40.2	39	0	38.8	39	38.8
16 - 17	0	0	39.2	40.2	38.4	43.6	0	39.27	43.6	39.27
17 - 18	0	0	40	39.1	41.5	42	0	40.2	42	40.2
18 - 19	0	0	41.1	39.3	43.5	40	0	41.3	40	41.3
19 - 20	0	0	41.7	41	39.4	39.4	0	40.7	39.4	40.7
20 - 21	0	0	48.8	50	39	47.5	0	45.93	47.5	45.93
21 - 22	0	0	48.8	50	38.3	43.8	0	45.7	43.8	45.7
22 - 23	0	0	50	51.7	45	45	0	48.9	45	48.9
23 - 24	0	0	47.5	42	50	35	0	46.5	35	46.5

Incoming Monthly EightyFifthSpeeds
Alton Rd Facing Alton

from Sun-Mar-15-2020-05-00-AM to Sun-Aug-16-2020-02-59-PM

	May 2020									
	Monday	Tuesday	Wednesday	Thursday	Friday	Saturday	Sunday	Week	Weekend	Week Day 85%
Hour								Day Avg	Avg	Avg Speed
0 - 1	0	0	0	0	0	0	0	0	0	0
1 - 2	0	0	0	0	0	0	0	0	0	0
2 - 3	0	0	0	0	0	0	0	0	0	0
3 - 4	0	0	0	0	0	0	0	0	0	0
4 - 5	0	0	0	0	0	0	0	0	0	0
5 - 6	0	0	0	0	0	0	0	0	0	0
6 - 7	0	0	0	0	0	0	0	0	0	0
7 - 8	0	0	0	0	0	0	0	0	0	0
8 - 9	0	0	0	0	0	0	0	0	0	0
9 - 10	0	0	0	0	0	0	0	0	0	0
10 - 11	0	0	0	0	0	0	0	0	0	0
11 - 12	0	0	0	0	0	0	0	0	0	0
12 - 13	0	0	0	0	0	0	0	0	0	0
13 - 14	0	0	0	0	0	0	0	0	0	0
14 - 15	0	0	0	0	0	0	0	0	0	0
15 - 16	0	0	0	0	0	0	0	0	0	0
16 - 17	0	0	0	0	0	0	0	0	0	0
17 - 18	0	0	0	0	0	0	0	0	0	0
18 - 19	0	0	0	0	0	0	0	0	0	0
19 - 20	0	0	0	0	0	0	0	0	0	0
20 - 21	0	0	0	0	0	0	0	0	0	0
21 - 22	0	0	0	0	0	0	0	0	0	0
22 - 23	0	0	0	0	0	0	0	0	0	0
23 - 24	0	0	0	0	0	0	0	0	0	0

Incoming Monthly EightyFifthSpeeds
Alton Rd Facing Alton

from Sun-Mar-15-2020-05-00-AM to Sun-Aug-16-2020-02-59-PM

	Jun 2020									
	Monday	Tuesday	Wednesday	Thursday	Friday	Saturday	Sunday	Week	Weekend	Week Day 85%
Hour								Day Avg	Avg	Avg Speed
0 - 1	0	0	0	0	0	0	0	0	0	0
1 - 2	0	0	0	0	0	0	0	0	0	0
2 - 3	0	0	0	0	0	0	0	0	0	0
3 - 4	0	0	0	0	0	0	0	0	0	0
4 - 5	0	0	0	0	0	0	0	0	0	0
5 - 6	0	0	0	0	0	0	0	0	0	0
6 - 7	0	0	0	0	0	0	0	0	0	0
7 - 8	0	0	0	0	0	0	0	0	0	0
8 - 9	0	0	0	0	0	0	0	0	0	0
9 - 10	0	0	0	0	0	0	0	0	0	0
10 - 11	0	0	0	0	0	0	0	0	0	0
11 - 12	0	0	0	0	0	0	0	0	0	0
12 - 13	0	0	0	0	0	0	0	0	0	0
13 - 14	0	0	0	0	0	0	0	0	0	0
14 - 15	0	0	0	0	0	0	0	0	0	0
15 - 16	0	0	0	0	0	0	0	0	0	0
16 - 17	0	0	0	0	0	0	0	0	0	0
17 - 18	0	0	0	0	0	0	0	0	0	0
18 - 19	0	0	0	0	0	0	0	0	0	0
19 - 20	0	0	0	0	0	0	0	0	0	0
20 - 21	0	0	0	0	0	0	0	0	0	0
21 - 22	0	0	0	0	0	0	0	0	0	0
22 - 23	0	0	0	0	0	0	0	0	0	0
23 - 24	0	0	0	0	0	0	0	0	0	0

Incoming Monthly EightyFifthSpeeds
Alton Rd Facing Alton

from Sun-Mar-15-2020-05-00-AM to Sun-Aug-16-2020-02-59-PM

Hour	Jul 2020 Monday	Tuesday	Wednesday	Thursday	Friday	Saturday	Sunday	Week Day Avg	Weekend Avg	Week Day 85% Avg Speed
0 - 1	48.3	45	45	44.4	44.4	48.8	49	45.42	48.9	45.42
1 - 2	43.8	46.9	43.2	46.7	48.3	46.7	48.8	45.78	47.75	45.78
2 - 3	55	45	48.3	46.7	47.7	45	42	48.54	43.5	48.54
3 - 4	44.6	45.8	45	45.7	46.2	48.8	46.7	45.46	47.75	45.46
4 - 5	45.6	44.3	41.5	44.7	44.6	47.5	48.3	44.14	47.9	44.14
5 - 6	40.8	40.9	38.2	40	40.5	43.4	42.7	40.08	43.05	40.08
6 - 7	36.6	35.8	35.9	35	37.2	42	42.9	36.1	42.45	36.1
7 - 8	35.4	34.1	34.1	34.8	36.1	39	40.8	34.9	39.9	34.9
8 - 9	35.5	34.5	34.4	34.7	36.7	37.7	38.5	35.16	38.1	35.16
9 - 10	35.4	34	34.6	35.3	35.8	37.1	36.8	35.02	36.95	35.02
10 - 11	34.8	34.7	34.8	34.9	35.9	35.7	37.1	35.02	36.4	35.02
11 - 12	35	34.9	35.6	36	36.9	37.1	36.9	35.68	37	35.68
12 - 13	34.9	34.7	35.8	36.1	36.7	36.3	37.1	35.64	36.7	35.64
13 - 14	35.3	35	35.3	37.1	37	36.7	36.4	35.94	36.55	35.94
14 - 15	36.8	34.7	35.7	37.3	36.7	35.5	37	36.24	36.25	36.24
15 - 16	36.3	35.7	35	37	37.1	36.5	37.3	36.22	36.9	36.22
16 - 17	36.1	35.6	35.7	37.5	36.4	38	37.4	36.26	37.7	36.26
17 - 18	38.1	36.5	37.5	37.8	37.6	38.3	39.4	37.5	38.85	37.5
18 - 19	38.4	37.8	36.7	38.9	38.1	38.1	38.8	37.98	38.45	37.98
19 - 20	39.5	37.7	37.7	39.1	40.4	37.5	40.3	38.88	38.9	38.88
20 - 21	37.8	38.5	39	39.7	40	38.9	40.1	39	39.5	39
21 - 22	40.4	40	39.3	41.5	40.2	39.5	42.4	40.28	40.95	40.28
22 - 23	33.8	43.8	41.4	44.5	43	42.2	45.6	41.3	43.9	41.3
23 - 24	36.8	42.3	45	46.8	44.1	43.9	51	43	47.45	43

Incoming Monthly EightyFifthSpeeds
Alton Rd Facing Alton

from Sun-Mar-15-2020-05-00-AM to Sun-Aug-16-2020-02-59-PM

Hour	Aug 2020 Monday	Tuesday	Wednesday	Thursday	Friday	Saturday	Sunday	Week Day Avg	Weekend Avg	Week Day 85% Avg Speed
0 - 1	35	47.1	48	45	45	45	47.9	44.02	46.45	44.02
1 - 2	45	44.2	46.7	43.8	45	38.3	45	44.94	41.65	44.94
2 - 3	45	50	50	43.8	53.3	40	45	48.42	42.5	48.42
3 - 4	52	50	50	45	47.5	50	51.7	48.9	50.85	48.9
4 - 5	45.6	43.2	44.8	45.6	43.9	46.4	46.4	44.62	46.4	44.62
5 - 6	39.3	39.4	39.3	39.8	40.1	43.9	47.9	39.58	45.9	39.58
6 - 7	36.1	37.1	36.1	37.3	37	39.8	42.2	36.72	41	36.72
7 - 8	35.6	36.8	35.9	35	35	38.4	39.1	35.66	38.75	35.66
8 - 9	36.7	35	35.9	34.7	37.4	37.2	38.5	35.94	37.85	35.94
9 - 10	36.8	34.9	35.7	36.8	35.8	36.6	36.7	36	36.65	36
10 - 11	35.7	35.3	36.8	36.8	35.9	35.7	36.3	36.1	36	36.1
11 - 12	35.9	36.8	38.3	36.4	36.2	37.4	36.5	36.72	36.95	36.72
12 - 13	37.3	36.4	37.7	36.1	38	37.3	38	37.1	37.65	37.1
13 - 14	38	37.4	37.6	36.8	35.6	36.2	37.2	37.08	36.7	37.08
14 - 15	37.6	37	37.1	37.7	37.4	36.7	37.6	37.36	37.15	37.36
15 - 16	37.4	37.2	35.9	36.1	36.1	37.1	36.7	36.54	36.9	36.54
16 - 17	37.4	38.1	35.2	35.6	36.1	38	36.9	36.48	37.45	36.48
17 - 18	38.7	38.3	36.6	37.9	37.9	38.6	38.1	37.88	38.35	37.88
18 - 19	38.8	39.1	39.2	38.9	38.6	39.3	38.5	38.92	38.9	38.92
19 - 20	39.1	37.6	39.1	38.5	37.9	39.4	38.7	38.44	39.05	38.44
20 - 21	38.9	39.1	40.2	39.3	39.9	39.4	40.3	39.48	39.85	39.48
21 - 22	42.3	42.8	43.3	41.1	42.6	40.7	43.7	42.42	42.2	42.42
22 - 23	43.8	43.2	40.8	42.9	42.9	43.6	43	42.72	43.3	42.72
23 - 24	44.2	45	45	46	44.2	42.2	51.7	44.88	46.95	44.88

Starting Hour	Count	Average Speed of all Traffic	Violator Counts	Average Speed of Violators
00:00:00	0	N/A	N/A	N/A
01:00:00	0	N/A	N/A	N/A
02:00:00	0	N/A	N/A	N/A
03:00:00	0	N/A	N/A	N/A
04:00:00	0	N/A	N/A	N/A
05:00:00	5	36.0	5	44.5
06:00:00	27	22.6	20	36.5
07:00:00	55	21.9	40	37.5
08:00:00	112	14.8	59	36.7
09:00:00	176	10.7	112	36.5
10:00:00	257	7.6	146	35.3
11:00:00	327	6.4	148	35.4
12:00:00	278	7.2	134	35.9
13:00:00	251	7.3	104	35.5
14:00:00	309	5.5	73	34.8
15:00:00	228	8.1	95	35.3
16:00:00	234	7.2	112	34.9
17:00:00	234	7.3	109	34.6
18:00:00	162	10.7	91	35.9
19:00:00	126	12.4	87	35.7
20:00:00	93	15.7	80	36.7
21:00:00	39	30.0	30	38.8
22:00:00	23	26.6	18	37.2
23:00:00	15	28.2	11	39.8
00:00:00	7	32.1	6	39.2
01:00:00	3	32.5	2	35.0
02:00:00	10	34.3	8	40.6
03:00:00	0	N/A	N/A	N/A
04:00:00	14	31.6	12	40.8
05:00:00	71	19.2	52	39.4
06:00:00	278	7.2	129	35.9
07:00:00	571	3.6	213	34.6
08:00:00	677	2.5	114	34.0
09:00:00	360	5.3	142	34.6
10:00:00	322	6.8	147	36.1
11:00:00	292	7.0	148	35.5
12:00:00	271	8.1	123	36.1
13:00:00	312	6.8	140	35.6
14:00:00	384	5.8	167	35.2
15:00:00	421	5.2	196	35.4
16:00:00	566	3.7	225	34.9
17:00:00	511	4.0	199	34.7
18:00:00	381	5.2	160	34.9
19:00:00	217	9.6	129	36.1
20:00:00	88	19.9	63	38.1
21:00:00	67	22.2	45	38.8
22:00:00	38	27.6	29	39.1
23:00:00	19	32.6	13	38.7
00:00:00	11	38.4	8	43.1
01:00:00	17	33.4	15	39.2
02:00:00	9	35.8	7	38.9

Starting Hour	Count	Average Speed of all Traffic	Violator Counts	Average Speed of Violators
03:00:00	3	30.8	2	35.0
04:00:00	12	36.5	9	42.5
05:00:00	62	20.5	44	39.3
06:00:00	254	8.4	141	36.4
07:00:00	579	3.6	190	35.1
08:00:00	560	3.5	119	34.0
09:00:00	348	5.8	128	35.4
10:00:00	292	6.6	144	34.7
11:00:00	295	6.5	140	35.2
12:00:00	293	7.6	148	36.0
13:00:00	287	7.2	146	36.0
14:00:00	308	6.6	111	35.1
15:00:00	389	4.8	147	34.6
16:00:00	559	3.9	181	34.9
17:00:00	484	4.3	184	35.2
18:00:00	311	5.9	125	35.1
19:00:00	203	9.5	111	36.0
20:00:00	82	20.1	67	38.3
21:00:00	61	22.7	46	38.6
22:00:00	40	22.3	21	37.5
23:00:00	21	37.0	18	43.1
00:00:00	13	36.5	12	40.8
01:00:00	6	38.3	6	38.3
02:00:00	1	42.5	1	42.5
03:00:00	3	32.5	3	32.5
04:00:00	8	43.8	8	43.8
05:00:00	55	25.4	47	39.9
06:00:00	271	8.3	144	37.0
07:00:00	467	4.6	150	35.8
08:00:00	539	3.6	155	34.6
09:00:00	337	6.0	135	34.6
10:00:00	306	6.6	128	35.0
11:00:00	252	8.5	120	36.0
12:00:00	279	7.4	140	35.5
13:00:00	340	5.7	150	35.4
14:00:00	302	5.9	124	35.2
15:00:00	376	5.4	158	35.1
16:00:00	545	4.2	203	35.3
17:00:00	420	4.9	133	35.1
18:00:00	310	7.4	148	35.7
19:00:00	170	12.4	120	37.4
20:00:00	101	14.7	75	36.8
21:00:00	51	21.7	33	37.2
22:00:00	25	30.2	21	39.6
23:00:00	18	30.6	16	40.0
00:00:00	19	32.4	14	40.4
01:00:00	8	36.9	6	40.0
02:00:00	3	42.5	3	42.5
03:00:00	3	37.5	1	57.5
04:00:00	11	40.7	10	42.0
05:00:00	58	20.1	39	38.0

Starting Hour	Count	Average Speed of all Traffic	Violator Counts	Average Speed of Violators
06:00:00	237	7.7	127	35.8
07:00:00	414	4.7	130	34.8
08:00:00	523	3.5	113	34.0
09:00:00	276	7.0	116	34.8
10:00:00	295	6.1	101	34.6
11:00:00	238	7.2	81	34.5
12:00:00	259	7.6	116	35.0
13:00:00	265	7.4	99	35.1
14:00:00	300	6.2	122	34.5
15:00:00	330	5.5	137	34.5
16:00:00	476	4.2	150	34.9
17:00:00	443	4.1	188	34.8
18:00:00	231	9.0	127	35.9
19:00:00	147	11.0	89	35.9
20:00:00	80	20.5	58	38.4
21:00:00	55	21.6	39	36.9
22:00:00	24	31.4	21	41.8
23:00:00	25	29.9	19	38.0
00:00:00	4	33.8	3	35.8
01:00:00	10	33.8	9	39.7
02:00:00	5	39.5	5	39.5
03:00:00	7	29.3	4	37.5
04:00:00	10	42.5	9	44.2
05:00:00	55	24.2	40	38.6
06:00:00	237	9.6	106	36.6
07:00:00	434	5.3	151	36.8
08:00:00	427	4.7	129	34.9
09:00:00	319	6.2	121	34.6
10:00:00	269	6.5	115	34.8
11:00:00	348	6.0	184	35.5
12:00:00	403	4.9	183	34.5
13:00:00	316	6.9	145	36.0
14:00:00	409	4.9	134	34.9
15:00:00	363	5.3	146	35.4
16:00:00	486	3.9	178	34.3
17:00:00	321	6.7	138	36.1
18:00:00	202	9.6	106	35.8
19:00:00	170	12.5	97	37.1
20:00:00	76	19.8	49	37.7
21:00:00	44	28.4	29	39.6
22:00:00	20	31.6	20	37.0
23:00:00	14	30.4	8	40.0
00:00:00	18	32.2	14	38.2
01:00:00	4	38.8	3	42.5
02:00:00	3	34.2	3	34.2
03:00:00	3	30.8	1	37.5
04:00:00	10	37.5	8	40.6
05:00:00	18	28.9	13	39.0
06:00:00	58	25.2	49	38.9
07:00:00	113	16.0	68	36.4
08:00:00	167	11.5	97	36.7

Starting Hour	Count	Average Speed of all Traffic	Violator Counts	Average Speed of Violators
09:00:00	175	10.9	95	36.2
10:00:00	220	10.0	118	36.5
11:00:00	248	7.8	133	35.5
12:00:00	273	7.6	166	35.6
13:00:00	262	7.5	138	36.1
14:00:00	219	8.3	98	35.5
15:00:00	249	7.9	136	35.7
16:00:00	218	8.9	120	35.3
17:00:00	192	9.0	80	35.7
18:00:00	140	12.5	70	36.7
19:00:00	90	16.8	60	37.3
20:00:00	54	23.0	37	40.3
21:00:00	32	30.9	28	39.1
22:00:00	29	25.8	20	37.5
23:00:00	11	36.6	9	38.6
00:00:00	10	36.5	6	42.5
01:00:00	7	28.9	7	39.6
02:00:00	0	N/A	N/A	N/A
03:00:00	2	50.0	2	50.0
04:00:00	7	41.1	7	41.1
05:00:00	14	38.0	14	40.4
06:00:00	19	29.1	14	38.9
07:00:00	45	21.2	21	36.1
08:00:00	70	21.1	49	36.8
09:00:00	114	14.9	73	37.4
10:00:00	177	9.2	94	35.7
11:00:00	227	9.1	132	35.9
12:00:00	239	9.1	135	35.7
13:00:00	227	8.6	127	35.9
14:00:00	200	8.7	121	35.2
15:00:00	234	8.9	124	36.1
16:00:00	186	10.3	89	35.8
17:00:00	150	12.0	93	35.9
18:00:00	137	14.5	75	37.3
19:00:00	102	16.7	79	38.4
20:00:00	50	22.4	34	41.0
21:00:00	32	30.9	27	40.6
22:00:00	23	30.9	19	41.4
23:00:00	9	29.7	9	38.1
00:00:00	3	37.5	3	37.5
01:00:00	2	40.0	2	40.0
02:00:00	2	35.0	2	35.0
03:00:00	1	37.5	1	37.5
04:00:00	14	43.9	14	43.9
05:00:00	58	24.2	43	41.1
06:00:00	223	9.1	126	36.8
07:00:00	369	5.3	157	35.3
08:00:00	368	5.4	150	34.9
09:00:00	268	7.0	132	35.1
10:00:00	211	11.2	113	36.9
11:00:00	208	8.9	117	35.8

Starting Hour	Count	Average Speed of all Traffic	Violator Counts	Average Speed of Violators
12:00:00	233	9.3	134	36.0
13:00:00	253	8.5	129	35.6
14:00:00	251	8.0	125	35.3
15:00:00	249	8.6	139	36.1
16:00:00	414	5.5	189	35.9
17:00:00	328	7.0	160	35.8
18:00:00	191	9.2	91	35.7
19:00:00	101	16.6	72	37.2
20:00:00	46	28.1	32	40.3
21:00:00	42	26.5	28	38.6
22:00:00	20	37.1	19	39.3
23:00:00	17	31.2	12	42.5
00:00:00	9	28.1	5	42.5
01:00:00	3	37.5	3	37.5
02:00:00	1	27.5	0	0.0
03:00:00	3	40.8	3	40.8
04:00:00	11	35.7	11	43.9
05:00:00	44	17.8	29	37.3
06:00:00	167	12.5	105	37.6
07:00:00	294	6.8	137	35.6
08:00:00	234	8.1	115	35.7
09:00:00	175	11.7	96	36.4
10:00:00	166	10.2	71	35.2
11:00:00	176	10.3	93	35.9
12:00:00	145	14.0	82	37.1
13:00:00	164	12.4	104	37.0
14:00:00	165	11.2	104	36.0
15:00:00	207	10.3	121	36.5
16:00:00	281	7.3	178	35.6
17:00:00	229	8.9	135	36.3
18:00:00	136	12.0	78	36.2
19:00:00	88	21.3	60	38.6
20:00:00	37	29.6	33	40.7
21:00:00	18	40.0	15	42.5
22:00:00	19	33.6	15	39.5
23:00:00	8	38.8	7	40.4
00:00:00	4	43.8	3	49.2
01:00:00	2	40.0	2	40.0
02:00:00	4	38.8	4	38.8
03:00:00	4	36.3	4	36.3
04:00:00	7	41.1	7	41.1
05:00:00	35	31.8	30	40.8
06:00:00	122	16.6	89	39.0
07:00:00	249	8.1	114	36.0
08:00:00	196	10.4	97	36.3
09:00:00	136	12.3	81	36.1
10:00:00	138	12.3	87	36.1
11:00:00	169	12.4	92	37.0
12:00:00	167	11.5	82	36.8
13:00:00	177	11.8	110	36.7
14:00:00	148	13.9	87	37.0

Starting Hour	Count	Average Speed of all Traffic	Violator Counts	Average Speed of Violators
15:00:00	180	10.6	108	35.8
16:00:00	264	8.4	145	36.4
17:00:00	209	8.3	133	36.6
18:00:00	139	11.9	82	35.8
19:00:00	77	21.0	59	38.3
20:00:00	29	28.5	18	39.2
21:00:00	19	30.9	14	37.9
22:00:00	19	35.1	17	41.3
23:00:00	13	31.0	9	41.4
00:00:00	8	36.3	5	42.5
01:00:00	6	40.8	6	40.8
02:00:00	1	37.5	1	37.5
03:00:00	1	42.5	1	42.5
04:00:00	10	42.0	10	42.0
05:00:00	34	33.5	25	41.5
06:00:00	123	14.4	80	37.4
07:00:00	213	9.3	106	36.3
08:00:00	187	10.4	105	36.1
09:00:00	156	9.8	59	35.1
10:00:00	137	12.5	66	36.0
11:00:00	185	11.2	98	36.4
12:00:00	143	11.3	73	36.1
13:00:00	165	11.8	83	36.7
14:00:00	164	11.0	91	35.5
15:00:00	170	12.6	94	36.5
16:00:00	263	8.1	136	36.3
17:00:00	211	9.0	119	36.4
18:00:00	111	15.7	55	37.8
19:00:00	72	16.4	40	37.9
20:00:00	40	25.4	29	39.1
21:00:00	10	37.8	9	43.6
22:00:00	12	38.5	12	42.1
23:00:00	14	32.9	13	39.4
00:00:00	2	40.0	2	40.0
01:00:00	7	38.9	7	38.9
02:00:00	3	50.8	3	50.8
03:00:00	4	31.3	2	37.5
04:00:00	10	36.8	10	41.5
05:00:00	33	26.1	23	38.2
06:00:00	110	19.0	73	38.9
07:00:00	226	8.5	113	36.1
08:00:00	194	9.2	89	35.4
09:00:00	142	13.2	78	36.2
10:00:00	171	10.7	85	35.4
11:00:00	194	10.2	99	36.0
12:00:00	241	9.0	119	36.2
13:00:00	168	12.6	105	37.2
14:00:00	187	9.6	103	36.0
15:00:00	175	10.2	98	36.0
16:00:00	190	10.8	111	37.5
17:00:00	187	11.7	118	37.2

Starting Hour	Count	Average Speed of all Traffic	Violator Counts	Average Speed of Violators
18:00:00	108	16.4	65	38.0
19:00:00	76	19.3	47	37.6
20:00:00	35	29.7	22	41.6
21:00:00	12	37.3	11	43.4
22:00:00	14	34.3	13	42.1
23:00:00	5	37.5	5	37.5
00:00:00	1	52.5	1	52.5
01:00:00	1	37.5	1	37.5
02:00:00	6	35.0	4	40.0
03:00:00	2	30.0	1	32.5
04:00:00	7	38.9	7	38.9
05:00:00	19	26.4	14	39.6
06:00:00	26	27.0	21	38.5
07:00:00	55	22.0	39	37.1
08:00:00	72	19.7	43	37.5
09:00:00	84	17.3	56	36.1
10:00:00	91	17.1	56	36.9
11:00:00	118	14.2	83	37.5
12:00:00	94	17.7	65	37.5
13:00:00	109	15.5	71	36.7
14:00:00	96	15.8	63	36.9
15:00:00	76	19.9	54	36.7
16:00:00	69	20.5	49	37.4
17:00:00	63	21.0	34	37.4
18:00:00	61	19.8	42	37.4
19:00:00	39	29.6	23	39.5
20:00:00	30	32.3	27	39.9
21:00:00	20	29.3	14	38.9
22:00:00	4	38.8	3	42.5
23:00:00	3	39.2	3	39.2
00:00:00	4	41.3	4	41.3
01:00:00	1	42.5	1	42.5
02:00:00	3	25.0	3	35.8
03:00:00	2	37.5	2	37.5
04:00:00	9	36.7	9	40.8
05:00:00	13	33.5	8	40.6
06:00:00	22	26.4	18	37.8
07:00:00	26	25.1	22	36.4
08:00:00	46	23.2	36	36.0
09:00:00	45	20.8	29	34.9
10:00:00	63	19.5	38	36.1
11:00:00	88	14.6	63	36.3
12:00:00	66	18.9	48	35.9
13:00:00	71	20.1	53	36.7
14:00:00	63	21.0	36	37.9
15:00:00	60	20.0	34	37.8
16:00:00	58	19.5	36	36.5
17:00:00	55	21.5	34	36.8
18:00:00	53	18.4	26	37.3
19:00:00	25	31.8	20	37.5
20:00:00	15	29.0	12	37.9

Starting Hour	Count	Average Speed of all Traffic	Violator Counts	Average Speed of Violators
21:00:00	6	35.0	3	44.2
22:00:00	3	37.5	2	42.5
23:00:00	2	45.0	2	45.0
00:00:00	2	37.5	2	37.5
01:00:00	1	32.5	1	32.5
02:00:00	0	N/A	N/A	N/A
03:00:00	12	30.8	11	37.0
04:00:00	34	30.6	26	40.4
05:00:00	113	14.1	76	37.6
06:00:00	180	11.0	83	36.3
07:00:00	161	12.5	88	36.2
08:00:00	119	13.7	67	35.4
09:00:00	124	13.4	57	36.7
10:00:00	149	10.2	67	35.0
11:00:00	128	13.4	65	36.8
12:00:00	144	12.4	72	35.9
13:00:00	157	12.5	69	36.1
14:00:00	164	12.4	86	37.3
15:00:00	251	8.3	147	36.2
16:00:00	207	8.9	111	35.3
17:00:00	80	18.3	51	36.8
18:00:00	63	19.7	43	36.1
19:00:00	54	26.6	40	39.6
20:00:00	23	26.7	17	38.4
21:00:00	15	32.8	13	39.0
22:00:00	14	34.3	11	44.8
23:00:00	6	37.5	5	39.5
00:00:00	7	28.6	6	35.8
01:00:00	3	34.2	3	34.2
02:00:00	2	35.0	1	42.5
03:00:00	12	35.6	9	41.4
04:00:00	28	28.9	22	40.5
05:00:00	106	14.8	62	36.4
06:00:00	202	9.7	108	36.2
07:00:00	164	10.7	86	35.9
08:00:00	143	12.2	81	36.0
09:00:00	111	15.5	72	36.7
10:00:00	124	14.2	69	36.8
11:00:00	170	10.8	89	35.7
12:00:00	104	14.8	56	36.6
13:00:00	144	12.1	89	36.0
14:00:00	176	10.4	93	35.9
15:00:00	213	9.5	124	36.3
16:00:00	233	8.3	136	36.7
17:00:00	110	14.4	67	36.5
18:00:00	63	21.2	47	38.1
19:00:00	40	22.7	33	38.7
20:00:00	20	31.9	16	39.4
21:00:00	22	34.0	18	41.7
22:00:00	13	29.0	10	39.0
23:00:00	11	35.2	11	42.0

Starting Hour	Count	Average Speed of all Traffic	Violator Counts	Average Speed of Violators
00:00:00	2	35.0	2	35.0
01:00:00	4	33.8	3	35.8
02:00:00	2	37.5	2	37.5
03:00:00	10	40.5	8	44.4
04:00:00	36	30.7	25	39.9
05:00:00	97	17.4	60	38.1
06:00:00	237	8.7	107	36.2
07:00:00	177	10.9	91	35.6
08:00:00	127	13.4	54	36.2
09:00:00	118	14.5	76	35.9
10:00:00	138	12.5	77	36.1
11:00:00	137	12.2	87	36.0
12:00:00	168	10.6	93	35.9
13:00:00	150	12.2	92	36.0
14:00:00	143	14.1	100	37.0
15:00:00	244	8.3	133	35.8
16:00:00	232	8.7	124	36.3
17:00:00	90	18.8	60	37.8
18:00:00	64	18.8	34	36.8
19:00:00	24	32.3	19	37.8
20:00:00	20	34.9	13	42.5
21:00:00	17	31.5	14	39.3
22:00:00	7	42.5	7	42.5
23:00:00	9	39.2	8	40.6
00:00:00	10	35.3	9	39.7
01:00:00	8	25.0	6	35.0
02:00:00	1	37.5	1	37.5
03:00:00	11	27.5	8	36.3
04:00:00	39	27.2	30	39.2
05:00:00	109	17.0	82	38.2
06:00:00	195	10.2	92	36.2
07:00:00	154	13.1	83	36.8
08:00:00	133	13.3	74	36.5
09:00:00	105	14.9	70	35.9
10:00:00	123	13.0	49	35.8
11:00:00	158	12.4	80	36.9
12:00:00	136	14.0	88	36.7
13:00:00	177	10.6	111	36.4
14:00:00	140	12.9	85	36.9
15:00:00	258	7.1	144	35.5
16:00:00	185	11.1	121	37.3
17:00:00	99	15.6	64	36.1
18:00:00	72	20.0	47	36.4
19:00:00	45	22.1	30	37.7
20:00:00	17	33.5	15	41.8
21:00:00	10	32.8	6	40.8
22:00:00	12	36.0	10	42.5
23:00:00	21	23.9	15	36.8
00:00:00	5	38.5	5	38.5
01:00:00	2	32.5	2	32.5
02:00:00	5	47.5	5	47.5

Starting Hour	Count	Average Speed of all Traffic	Violator Counts	Average Speed of Violators
03:00:00	5	37.5	4	41.3
04:00:00	26	25.6	18	38.1
05:00:00	102	16.9	68	37.6
06:00:00	207	10.1	97	36.4
07:00:00	164	11.4	80	35.8
08:00:00	132	12.8	69	35.5
09:00:00	144	12.3	66	35.5
10:00:00	160	11.5	84	36.3
11:00:00	157	12.5	101	36.5
12:00:00	195	11.3	126	36.7
13:00:00	192	11.0	135	36.9
14:00:00	191	10.1	126	36.2
15:00:00	202	10.3	142	36.7
16:00:00	160	10.8	86	36.2
17:00:00	91	17.1	58	37.7
18:00:00	91	18.8	56	38.8
19:00:00	48	20.6	28	35.9
20:00:00	26	26.4	15	37.5
21:00:00	14	30.5	8	36.9
22:00:00	2	35.0	1	42.5
23:00:00	3	39.2	3	39.2
00:00:00	0	N/A	N/A	N/A
01:00:00	1	57.5	1	57.5
02:00:00	2	30.0	1	32.5
03:00:00	4	33.8	3	35.8
04:00:00	9	41.9	8	43.8
05:00:00	21	30.2	16	37.8
06:00:00	53	21.6	28	39.1
07:00:00	57	24.5	40	38.8
08:00:00	66	21.0	46	37.3
09:00:00	97	14.7	67	36.3
10:00:00	103	16.8	68	37.3
11:00:00	101	15.6	63	37.8
12:00:00	101	16.1	79	37.2
13:00:00	114	17.7	73	38.3
14:00:00	101	16.2	74	36.2
15:00:00	91	16.3	49	36.7
16:00:00	84	19.9	63	38.8
17:00:00	74	22.7	55	38.0
18:00:00	52	22.7	36	37.1
19:00:00	43	24.6	29	36.8
20:00:00	11	34.5	9	39.7
21:00:00	13	36.3	10	39.0
22:00:00	3	35.8	2	40.0
23:00:00	2	40.0	2	40.0
00:00:00	1	52.5	1	52.5
01:00:00	0	N/A	N/A	N/A
02:00:00	0	N/A	N/A	N/A
03:00:00	0	N/A	N/A	N/A
04:00:00	0	N/A	N/A	N/A
05:00:00	0	N/A	N/A	N/A

Starting Hour	Count	Average Speed of all Traffic	Violator Counts	Average Speed of Violators
06:00:00	0	N/A	N/A	N/A
07:00:00	0	N/A	N/A	N/A
08:00:00	0	N/A	N/A	N/A
09:00:00	0	N/A	N/A	N/A
10:00:00	0	N/A	N/A	N/A
11:00:00	0	N/A	N/A	N/A
12:00:00	0	N/A	N/A	N/A
13:00:00	0	N/A	N/A	N/A
14:00:00	0	N/A	N/A	N/A
15:00:00	0	N/A	N/A	N/A
16:00:00	0	N/A	N/A	N/A
17:00:00	0	N/A	N/A	N/A
18:00:00	0	N/A	N/A	N/A
19:00:00	0	N/A	N/A	N/A
20:00:00	0	N/A	N/A	N/A
21:00:00	0	N/A	N/A	N/A
22:00:00	0	N/A	N/A	N/A
23:00:00	0	N/A	N/A	N/A
00:00:00	0	N/A	N/A	N/A
01:00:00	0	N/A	N/A	N/A
02:00:00	0	N/A	N/A	N/A
03:00:00	0	N/A	N/A	N/A
04:00:00	0	N/A	N/A	N/A
05:00:00	0	N/A	N/A	N/A
06:00:00	0	N/A	N/A	N/A
07:00:00	0	N/A	N/A	N/A
08:00:00	0	N/A	N/A	N/A
09:00:00	0	N/A	N/A	N/A
10:00:00	0	N/A	N/A	N/A
11:00:00	0	N/A	N/A	N/A
12:00:00	0	N/A	N/A	N/A
13:00:00	0	N/A	N/A	N/A
14:00:00	0	N/A	N/A	N/A
15:00:00	0	N/A	N/A	N/A
16:00:00	0	N/A	N/A	N/A
17:00:00	0	N/A	N/A	N/A
18:00:00	0	N/A	N/A	N/A
19:00:00	0	N/A	N/A	N/A
20:00:00	0	N/A	N/A	N/A
21:00:00	0	N/A	N/A	N/A
22:00:00	0	N/A	N/A	N/A
23:00:00	0	N/A	N/A	N/A
00:00:00	0	N/A	N/A	N/A
01:00:00	0	N/A	N/A	N/A
02:00:00	0	N/A	N/A	N/A
03:00:00	0	N/A	N/A	N/A
04:00:00	0	N/A	N/A	N/A
05:00:00	0	N/A	N/A	N/A
06:00:00	0	N/A	N/A	N/A
07:00:00	0	N/A	N/A	N/A
08:00:00	0	N/A	N/A	N/A

Starting Hour	Count	Average Speed of all Traffic	Violator Counts	Average Speed of Violators
09:00:00	0	N/A	N/A	N/A
10:00:00	0	N/A	N/A	N/A
11:00:00	0	N/A	N/A	N/A
12:00:00	0	N/A	N/A	N/A
13:00:00	0	N/A	N/A	N/A
14:00:00	0	N/A	N/A	N/A
15:00:00	0	N/A	N/A	N/A
16:00:00	0	N/A	N/A	N/A
17:00:00	0	N/A	N/A	N/A
18:00:00	0	N/A	N/A	N/A
19:00:00	0	N/A	N/A	N/A
20:00:00	0	N/A	N/A	N/A
21:00:00	0	N/A	N/A	N/A
22:00:00	0	N/A	N/A	N/A
23:00:00	0	N/A	N/A	N/A
00:00:00	0	N/A	N/A	N/A
01:00:00	0	N/A	N/A	N/A
02:00:00	0	N/A	N/A	N/A
03:00:00	0	N/A	N/A	N/A
04:00:00	0	N/A	N/A	N/A
05:00:00	0	N/A	N/A	N/A
06:00:00	0	N/A	N/A	N/A
07:00:00	0	N/A	N/A	N/A
08:00:00	0	N/A	N/A	N/A
09:00:00	0	N/A	N/A	N/A
10:00:00	0	N/A	N/A	N/A
11:00:00	0	N/A	N/A	N/A
12:00:00	0	N/A	N/A	N/A
13:00:00	0	N/A	N/A	N/A
14:00:00	0	N/A	N/A	N/A
15:00:00	0	N/A	N/A	N/A
16:00:00	0	N/A	N/A	N/A
17:00:00	0	N/A	N/A	N/A
18:00:00	0	N/A	N/A	N/A
19:00:00	0	N/A	N/A	N/A
20:00:00	0	N/A	N/A	N/A
21:00:00	0	N/A	N/A	N/A
22:00:00	0	N/A	N/A	N/A
23:00:00	0	N/A	N/A	N/A
00:00:00	0	N/A	N/A	N/A
01:00:00	0	N/A	N/A	N/A
02:00:00	0	N/A	N/A	N/A
03:00:00	0	N/A	N/A	N/A
04:00:00	0	N/A	N/A	N/A
05:00:00	0	N/A	N/A	N/A
06:00:00	0	N/A	N/A	N/A
07:00:00	0	N/A	N/A	N/A
08:00:00	0	N/A	N/A	N/A
09:00:00	0	N/A	N/A	N/A
10:00:00	0	N/A	N/A	N/A
11:00:00	0	N/A	N/A	N/A

Starting Hour	Count	Average Speed of all Traffic	Violator Counts	Average Speed of Violators
12:00:00	0	N/A	N/A	N/A
13:00:00	0	N/A	N/A	N/A
14:00:00	0	N/A	N/A	N/A
15:00:00	0	N/A	N/A	N/A
16:00:00	0	N/A	N/A	N/A
17:00:00	0	N/A	N/A	N/A
18:00:00	0	N/A	N/A	N/A
19:00:00	0	N/A	N/A	N/A
20:00:00	0	N/A	N/A	N/A
21:00:00	0	N/A	N/A	N/A
22:00:00	0	N/A	N/A	N/A
23:00:00	0	N/A	N/A	N/A
00:00:00	0	N/A	N/A	N/A
01:00:00	0	N/A	N/A	N/A
02:00:00	0	N/A	N/A	N/A
03:00:00	0	N/A	N/A	N/A
04:00:00	0	N/A	N/A	N/A
05:00:00	0	N/A	N/A	N/A
06:00:00	0	N/A	N/A	N/A
07:00:00	0	N/A	N/A	N/A
08:00:00	0	N/A	N/A	N/A
09:00:00	0	N/A	N/A	N/A
10:00:00	0	N/A	N/A	N/A
11:00:00	0	N/A	N/A	N/A
12:00:00	0	N/A	N/A	N/A
13:00:00	0	N/A	N/A	N/A
14:00:00	0	N/A	N/A	N/A
15:00:00	0	N/A	N/A	N/A
16:00:00	0	N/A	N/A	N/A
17:00:00	0	N/A	N/A	N/A
18:00:00	0	N/A	N/A	N/A
19:00:00	0	N/A	N/A	N/A
20:00:00	0	N/A	N/A	N/A
21:00:00	0	N/A	N/A	N/A
22:00:00	0	N/A	N/A	N/A
23:00:00	0	N/A	N/A	N/A
00:00:00	0	N/A	N/A	N/A
01:00:00	0	N/A	N/A	N/A
02:00:00	0	N/A	N/A	N/A
03:00:00	0	N/A	N/A	N/A
04:00:00	0	N/A	N/A	N/A
05:00:00	0	N/A	N/A	N/A
06:00:00	0	N/A	N/A	N/A
07:00:00	0	N/A	N/A	N/A
08:00:00	0	N/A	N/A	N/A
09:00:00	0	N/A	N/A	N/A
10:00:00	0	N/A	N/A	N/A
11:00:00	0	N/A	N/A	N/A
12:00:00	0	N/A	N/A	N/A
13:00:00	0	N/A	N/A	N/A
14:00:00	0	N/A	N/A	N/A

Starting Hour	Count	Average Speed of all Traffic	Violator Counts	Average Speed of Violators
15:00:00	0	N/A	N/A	N/A
16:00:00	0	N/A	N/A	N/A
17:00:00	0	N/A	N/A	N/A
18:00:00	0	N/A	N/A	N/A
19:00:00	0	N/A	N/A	N/A
20:00:00	0	N/A	N/A	N/A
21:00:00	0	N/A	N/A	N/A
22:00:00	0	N/A	N/A	N/A
23:00:00	0	N/A	N/A	N/A
00:00:00	0	N/A	N/A	N/A
01:00:00	0	N/A	N/A	N/A
02:00:00	0	N/A	N/A	N/A
03:00:00	0	N/A	N/A	N/A
04:00:00	0	N/A	N/A	N/A
05:00:00	0	N/A	N/A	N/A
06:00:00	0	N/A	N/A	N/A
07:00:00	0	N/A	N/A	N/A
08:00:00	0	N/A	N/A	N/A
09:00:00	0	N/A	N/A	N/A
10:00:00	0	N/A	N/A	N/A
11:00:00	0	N/A	N/A	N/A
12:00:00	0	N/A	N/A	N/A
13:00:00	0	N/A	N/A	N/A
14:00:00	0	N/A	N/A	N/A
15:00:00	0	N/A	N/A	N/A
16:00:00	0	N/A	N/A	N/A
17:00:00	0	N/A	N/A	N/A
18:00:00	0	N/A	N/A	N/A
19:00:00	0	N/A	N/A	N/A
20:00:00	0	N/A	N/A	N/A
21:00:00	0	N/A	N/A	N/A
22:00:00	0	N/A	N/A	N/A
23:00:00	0	N/A	N/A	N/A
00:00:00	0	N/A	N/A	N/A
01:00:00	0	N/A	N/A	N/A
02:00:00	0	N/A	N/A	N/A
03:00:00	0	N/A	N/A	N/A
04:00:00	0	N/A	N/A	N/A
05:00:00	0	N/A	N/A	N/A
06:00:00	0	N/A	N/A	N/A
07:00:00	0	N/A	N/A	N/A
08:00:00	0	N/A	N/A	N/A
09:00:00	0	N/A	N/A	N/A
10:00:00	0	N/A	N/A	N/A
11:00:00	0	N/A	N/A	N/A
12:00:00	0	N/A	N/A	N/A
13:00:00	0	N/A	N/A	N/A
14:00:00	0	N/A	N/A	N/A
15:00:00	0	N/A	N/A	N/A
16:00:00	0	N/A	N/A	N/A
17:00:00	0	N/A	N/A	N/A

Starting Hour	Count	Average Speed of all Traffic	Violator Counts	Average Speed of Violators
18:00:00	0	N/A	N/A	N/A
19:00:00	0	N/A	N/A	N/A
20:00:00	0	N/A	N/A	N/A
21:00:00	0	N/A	N/A	N/A
22:00:00	0	N/A	N/A	N/A
23:00:00	0	N/A	N/A	N/A
00:00:00	0	N/A	N/A	N/A
01:00:00	0	N/A	N/A	N/A
02:00:00	0	N/A	N/A	N/A
03:00:00	0	N/A	N/A	N/A
04:00:00	0	N/A	N/A	N/A
05:00:00	0	N/A	N/A	N/A
06:00:00	0	N/A	N/A	N/A
07:00:00	0	N/A	N/A	N/A
08:00:00	0	N/A	N/A	N/A
09:00:00	0	N/A	N/A	N/A
10:00:00	0	N/A	N/A	N/A
11:00:00	0	N/A	N/A	N/A
12:00:00	0	N/A	N/A	N/A
13:00:00	0	N/A	N/A	N/A
14:00:00	0	N/A	N/A	N/A
15:00:00	0	N/A	N/A	N/A
16:00:00	0	N/A	N/A	N/A
17:00:00	0	N/A	N/A	N/A
18:00:00	0	N/A	N/A	N/A
19:00:00	0	N/A	N/A	N/A
20:00:00	0	N/A	N/A	N/A
21:00:00	0	N/A	N/A	N/A
22:00:00	0	N/A	N/A	N/A
23:00:00	0	N/A	N/A	N/A
00:00:00	0	N/A	N/A	N/A
01:00:00	0	N/A	N/A	N/A
02:00:00	0	N/A	N/A	N/A
03:00:00	0	N/A	N/A	N/A
04:00:00	0	N/A	N/A	N/A
05:00:00	0	N/A	N/A	N/A
06:00:00	0	N/A	N/A	N/A
07:00:00	0	N/A	N/A	N/A
08:00:00	0	N/A	N/A	N/A
09:00:00	0	N/A	N/A	N/A
10:00:00	0	N/A	N/A	N/A
11:00:00	0	N/A	N/A	N/A
12:00:00	0	N/A	N/A	N/A
13:00:00	0	N/A	N/A	N/A
14:00:00	0	N/A	N/A	N/A
15:00:00	0	N/A	N/A	N/A
16:00:00	0	N/A	N/A	N/A
17:00:00	0	N/A	N/A	N/A
18:00:00	0	N/A	N/A	N/A
19:00:00	0	N/A	N/A	N/A
20:00:00	0	N/A	N/A	N/A

Starting Hour	Count	Average Speed of all Traffic	Violator Counts	Average Speed of Violators
21:00:00	0	N/A	N/A	N/A
22:00:00	0	N/A	N/A	N/A
23:00:00	0	N/A	N/A	N/A
00:00:00	0	N/A	N/A	N/A
01:00:00	0	N/A	N/A	N/A
02:00:00	0	N/A	N/A	N/A
03:00:00	0	N/A	N/A	N/A
04:00:00	0	N/A	N/A	N/A
05:00:00	0	N/A	N/A	N/A
06:00:00	0	N/A	N/A	N/A
07:00:00	0	N/A	N/A	N/A
08:00:00	0	N/A	N/A	N/A
09:00:00	0	N/A	N/A	N/A
10:00:00	0	N/A	N/A	N/A
11:00:00	0	N/A	N/A	N/A
12:00:00	0	N/A	N/A	N/A
13:00:00	0	N/A	N/A	N/A
14:00:00	0	N/A	N/A	N/A
15:00:00	0	N/A	N/A	N/A
16:00:00	0	N/A	N/A	N/A
17:00:00	0	N/A	N/A	N/A
18:00:00	0	N/A	N/A	N/A
19:00:00	0	N/A	N/A	N/A
20:00:00	0	N/A	N/A	N/A
21:00:00	0	N/A	N/A	N/A
22:00:00	0	N/A	N/A	N/A
23:00:00	0	N/A	N/A	N/A
00:00:00	0	N/A	N/A	N/A
01:00:00	0	N/A	N/A	N/A
02:00:00	0	N/A	N/A	N/A
03:00:00	0	N/A	N/A	N/A
04:00:00	0	N/A	N/A	N/A
05:00:00	0	N/A	N/A	N/A
06:00:00	0	N/A	N/A	N/A
07:00:00	0	N/A	N/A	N/A
08:00:00	0	N/A	N/A	N/A
09:00:00	0	N/A	N/A	N/A
10:00:00	0	N/A	N/A	N/A
11:00:00	0	N/A	N/A	N/A
12:00:00	0	N/A	N/A	N/A
13:00:00	0	N/A	N/A	N/A
14:00:00	0	N/A	N/A	N/A
15:00:00	0	N/A	N/A	N/A
16:00:00	0	N/A	N/A	N/A
17:00:00	0	N/A	N/A	N/A
18:00:00	0	N/A	N/A	N/A
19:00:00	0	N/A	N/A	N/A
20:00:00	0	N/A	N/A	N/A
21:00:00	0	N/A	N/A	N/A
22:00:00	0	N/A	N/A	N/A
23:00:00	0	N/A	N/A	N/A

Starting Hour	Count	Average Speed of all Traffic	Violator Counts	Average Speed of Violators
00:00:00	0	N/A	N/A	N/A
01:00:00	0	N/A	N/A	N/A
02:00:00	0	N/A	N/A	N/A
03:00:00	0	N/A	N/A	N/A
04:00:00	0	N/A	N/A	N/A
05:00:00	0	N/A	N/A	N/A
06:00:00	0	N/A	N/A	N/A
07:00:00	0	N/A	N/A	N/A
08:00:00	0	N/A	N/A	N/A
09:00:00	0	N/A	N/A	N/A
10:00:00	0	N/A	N/A	N/A
11:00:00	0	N/A	N/A	N/A
12:00:00	0	N/A	N/A	N/A
13:00:00	0	N/A	N/A	N/A
14:00:00	0	N/A	N/A	N/A
15:00:00	0	N/A	N/A	N/A
16:00:00	0	N/A	N/A	N/A
17:00:00	0	N/A	N/A	N/A
18:00:00	0	N/A	N/A	N/A
19:00:00	0	N/A	N/A	N/A
20:00:00	0	N/A	N/A	N/A
21:00:00	0	N/A	N/A	N/A
22:00:00	0	N/A	N/A	N/A
23:00:00	0	N/A	N/A	N/A
00:00:00	0	N/A	N/A	N/A
01:00:00	0	N/A	N/A	N/A
02:00:00	0	N/A	N/A	N/A
03:00:00	0	N/A	N/A	N/A
04:00:00	0	N/A	N/A	N/A
05:00:00	0	N/A	N/A	N/A
06:00:00	0	N/A	N/A	N/A
07:00:00	0	N/A	N/A	N/A
08:00:00	0	N/A	N/A	N/A
09:00:00	0	N/A	N/A	N/A
10:00:00	0	N/A	N/A	N/A
11:00:00	0	N/A	N/A	N/A
12:00:00	0	N/A	N/A	N/A
13:00:00	0	N/A	N/A	N/A
14:00:00	0	N/A	N/A	N/A
15:00:00	0	N/A	N/A	N/A
16:00:00	0	N/A	N/A	N/A
17:00:00	0	N/A	N/A	N/A
18:00:00	0	N/A	N/A	N/A
19:00:00	0	N/A	N/A	N/A
20:00:00	0	N/A	N/A	N/A
21:00:00	0	N/A	N/A	N/A
22:00:00	0	N/A	N/A	N/A
23:00:00	0	N/A	N/A	N/A
00:00:00	0	N/A	N/A	N/A
01:00:00	0	N/A	N/A	N/A
02:00:00	0	N/A	N/A	N/A

Starting Hour	Count	Average Speed of all Traffic	Violator Counts	Average Speed of Violators
03:00:00	0	N/A	N/A	N/A
04:00:00	0	N/A	N/A	N/A
05:00:00	0	N/A	N/A	N/A
06:00:00	0	N/A	N/A	N/A
07:00:00	0	N/A	N/A	N/A
08:00:00	0	N/A	N/A	N/A
09:00:00	0	N/A	N/A	N/A
10:00:00	0	N/A	N/A	N/A
11:00:00	0	N/A	N/A	N/A
12:00:00	0	N/A	N/A	N/A
13:00:00	0	N/A	N/A	N/A
14:00:00	0	N/A	N/A	N/A
15:00:00	0	N/A	N/A	N/A
16:00:00	0	N/A	N/A	N/A
17:00:00	0	N/A	N/A	N/A
18:00:00	0	N/A	N/A	N/A
19:00:00	0	N/A	N/A	N/A
20:00:00	0	N/A	N/A	N/A
21:00:00	0	N/A	N/A	N/A
22:00:00	0	N/A	N/A	N/A
23:00:00	0	N/A	N/A	N/A
00:00:00	0	N/A	N/A	N/A
01:00:00	0	N/A	N/A	N/A
02:00:00	0	N/A	N/A	N/A
03:00:00	0	N/A	N/A	N/A
04:00:00	0	N/A	N/A	N/A
05:00:00	0	N/A	N/A	N/A
06:00:00	0	N/A	N/A	N/A
07:00:00	0	N/A	N/A	N/A
08:00:00	0	N/A	N/A	N/A
09:00:00	0	N/A	N/A	N/A
10:00:00	0	N/A	N/A	N/A
11:00:00	0	N/A	N/A	N/A
12:00:00	0	N/A	N/A	N/A
13:00:00	0	N/A	N/A	N/A
14:00:00	0	N/A	N/A	N/A
15:00:00	0	N/A	N/A	N/A
16:00:00	0	N/A	N/A	N/A
17:00:00	0	N/A	N/A	N/A
18:00:00	0	N/A	N/A	N/A
19:00:00	0	N/A	N/A	N/A
20:00:00	0	N/A	N/A	N/A
21:00:00	0	N/A	N/A	N/A
22:00:00	0	N/A	N/A	N/A
23:00:00	0	N/A	N/A	N/A
00:00:00	0	N/A	N/A	N/A
01:00:00	0	N/A	N/A	N/A
02:00:00	0	N/A	N/A	N/A
03:00:00	0	N/A	N/A	N/A
04:00:00	0	N/A	N/A	N/A
05:00:00	0	N/A	N/A	N/A

Starting Hour	Count	Average Speed of all Traffic	Violator Counts	Average Speed of Violators
06:00:00	0	N/A	N/A	N/A
07:00:00	0	N/A	N/A	N/A
08:00:00	0	N/A	N/A	N/A
09:00:00	0	N/A	N/A	N/A
10:00:00	0	N/A	N/A	N/A
11:00:00	0	N/A	N/A	N/A
12:00:00	0	N/A	N/A	N/A
13:00:00	0	N/A	N/A	N/A
14:00:00	0	N/A	N/A	N/A
15:00:00	0	N/A	N/A	N/A
16:00:00	0	N/A	N/A	N/A
17:00:00	0	N/A	N/A	N/A
18:00:00	0	N/A	N/A	N/A
19:00:00	0	N/A	N/A	N/A
20:00:00	0	N/A	N/A	N/A
21:00:00	0	N/A	N/A	N/A
22:00:00	0	N/A	N/A	N/A
23:00:00	0	N/A	N/A	N/A
00:00:00	0	N/A	N/A	N/A
01:00:00	0	N/A	N/A	N/A
02:00:00	0	N/A	N/A	N/A
03:00:00	0	N/A	N/A	N/A
04:00:00	0	N/A	N/A	N/A
05:00:00	0	N/A	N/A	N/A
06:00:00	0	N/A	N/A	N/A
07:00:00	0	N/A	N/A	N/A
08:00:00	0	N/A	N/A	N/A
09:00:00	0	N/A	N/A	N/A
10:00:00	0	N/A	N/A	N/A
11:00:00	0	N/A	N/A	N/A
12:00:00	0	N/A	N/A	N/A
13:00:00	0	N/A	N/A	N/A
14:00:00	0	N/A	N/A	N/A
15:00:00	0	N/A	N/A	N/A
16:00:00	0	N/A	N/A	N/A
17:00:00	0	N/A	N/A	N/A
18:00:00	0	N/A	N/A	N/A
19:00:00	0	N/A	N/A	N/A
20:00:00	0	N/A	N/A	N/A
21:00:00	0	N/A	N/A	N/A
22:00:00	0	N/A	N/A	N/A
23:00:00	0	N/A	N/A	N/A
00:00:00	0	N/A	N/A	N/A
01:00:00	0	N/A	N/A	N/A
02:00:00	0	N/A	N/A	N/A
03:00:00	0	N/A	N/A	N/A
04:00:00	0	N/A	N/A	N/A
05:00:00	0	N/A	N/A	N/A
06:00:00	0	N/A	N/A	N/A
07:00:00	0	N/A	N/A	N/A
08:00:00	0	N/A	N/A	N/A

Starting Hour	Count	Average Speed of all Traffic	Violator Counts	Average Speed of Violators
09:00:00	0	N/A	N/A	N/A
10:00:00	0	N/A	N/A	N/A
11:00:00	0	N/A	N/A	N/A
12:00:00	0	N/A	N/A	N/A
13:00:00	0	N/A	N/A	N/A
14:00:00	0	N/A	N/A	N/A
15:00:00	0	N/A	N/A	N/A
16:00:00	0	N/A	N/A	N/A
17:00:00	0	N/A	N/A	N/A
18:00:00	0	N/A	N/A	N/A
19:00:00	0	N/A	N/A	N/A
20:00:00	0	N/A	N/A	N/A
21:00:00	0	N/A	N/A	N/A
22:00:00	0	N/A	N/A	N/A
23:00:00	0	N/A	N/A	N/A
00:00:00	0	N/A	N/A	N/A
01:00:00	0	N/A	N/A	N/A
02:00:00	0	N/A	N/A	N/A
03:00:00	0	N/A	N/A	N/A
04:00:00	0	N/A	N/A	N/A
05:00:00	0	N/A	N/A	N/A
06:00:00	0	N/A	N/A	N/A
07:00:00	0	N/A	N/A	N/A
08:00:00	0	N/A	N/A	N/A
09:00:00	0	N/A	N/A	N/A
10:00:00	0	N/A	N/A	N/A
11:00:00	0	N/A	N/A	N/A
12:00:00	0	N/A	N/A	N/A
13:00:00	0	N/A	N/A	N/A
14:00:00	0	N/A	N/A	N/A
15:00:00	0	N/A	N/A	N/A
16:00:00	0	N/A	N/A	N/A
17:00:00	0	N/A	N/A	N/A
18:00:00	0	N/A	N/A	N/A
19:00:00	0	N/A	N/A	N/A
20:00:00	0	N/A	N/A	N/A
21:00:00	0	N/A	N/A	N/A
22:00:00	0	N/A	N/A	N/A
23:00:00	0	N/A	N/A	N/A
00:00:00	0	N/A	N/A	N/A
01:00:00	0	N/A	N/A	N/A
02:00:00	0	N/A	N/A	N/A
03:00:00	0	N/A	N/A	N/A
04:00:00	0	N/A	N/A	N/A
05:00:00	0	N/A	N/A	N/A
06:00:00	0	N/A	N/A	N/A
07:00:00	0	N/A	N/A	N/A
08:00:00	0	N/A	N/A	N/A
09:00:00	0	N/A	N/A	N/A
10:00:00	0	N/A	N/A	N/A
11:00:00	0	N/A	N/A	N/A

Starting Hour	Count	Average Speed of all Traffic	Violator Counts	Average Speed of Violators
12:00:00	0	N/A	N/A	N/A
13:00:00	0	N/A	N/A	N/A
14:00:00	0	N/A	N/A	N/A
15:00:00	0	N/A	N/A	N/A
16:00:00	0	N/A	N/A	N/A
17:00:00	0	N/A	N/A	N/A
18:00:00	0	N/A	N/A	N/A
19:00:00	0	N/A	N/A	N/A
20:00:00	0	N/A	N/A	N/A
21:00:00	0	N/A	N/A	N/A
22:00:00	0	N/A	N/A	N/A
23:00:00	0	N/A	N/A	N/A
00:00:00	0	N/A	N/A	N/A
01:00:00	0	N/A	N/A	N/A
02:00:00	0	N/A	N/A	N/A
03:00:00	0	N/A	N/A	N/A
04:00:00	0	N/A	N/A	N/A
05:00:00	0	N/A	N/A	N/A
06:00:00	0	N/A	N/A	N/A
07:00:00	0	N/A	N/A	N/A
08:00:00	0	N/A	N/A	N/A
09:00:00	0	N/A	N/A	N/A
10:00:00	0	N/A	N/A	N/A
11:00:00	0	N/A	N/A	N/A
12:00:00	0	N/A	N/A	N/A
13:00:00	0	N/A	N/A	N/A
14:00:00	0	N/A	N/A	N/A
15:00:00	0	N/A	N/A	N/A
16:00:00	0	N/A	N/A	N/A
17:00:00	0	N/A	N/A	N/A
18:00:00	0	N/A	N/A	N/A
19:00:00	0	N/A	N/A	N/A
20:00:00	0	N/A	N/A	N/A
21:00:00	0	N/A	N/A	N/A
22:00:00	0	N/A	N/A	N/A
23:00:00	0	N/A	N/A	N/A
00:00:00	0	N/A	N/A	N/A
01:00:00	0	N/A	N/A	N/A
02:00:00	0	N/A	N/A	N/A
03:00:00	0	N/A	N/A	N/A
04:00:00	0	N/A	N/A	N/A
05:00:00	0	N/A	N/A	N/A
06:00:00	0	N/A	N/A	N/A
07:00:00	0	N/A	N/A	N/A
08:00:00	0	N/A	N/A	N/A
09:00:00	0	N/A	N/A	N/A
10:00:00	0	N/A	N/A	N/A
11:00:00	0	N/A	N/A	N/A
12:00:00	0	N/A	N/A	N/A
13:00:00	0	N/A	N/A	N/A
14:00:00	0	N/A	N/A	N/A

Starting Hour	Count	Average Speed of all Traffic	Violator Counts	Average Speed of Violators
15:00:00	0	N/A	N/A	N/A
16:00:00	0	N/A	N/A	N/A
17:00:00	0	N/A	N/A	N/A
18:00:00	0	N/A	N/A	N/A
19:00:00	0	N/A	N/A	N/A
20:00:00	0	N/A	N/A	N/A
21:00:00	0	N/A	N/A	N/A
22:00:00	0	N/A	N/A	N/A
23:00:00	0	N/A	N/A	N/A
00:00:00	0	N/A	N/A	N/A
01:00:00	0	N/A	N/A	N/A
02:00:00	0	N/A	N/A	N/A
03:00:00	0	N/A	N/A	N/A
04:00:00	0	N/A	N/A	N/A
05:00:00	0	N/A	N/A	N/A
06:00:00	0	N/A	N/A	N/A
07:00:00	0	N/A	N/A	N/A
08:00:00	0	N/A	N/A	N/A
09:00:00	0	N/A	N/A	N/A
10:00:00	0	N/A	N/A	N/A
11:00:00	0	N/A	N/A	N/A
12:00:00	0	N/A	N/A	N/A
13:00:00	0	N/A	N/A	N/A
14:00:00	0	N/A	N/A	N/A
15:00:00	0	N/A	N/A	N/A
16:00:00	0	N/A	N/A	N/A
17:00:00	0	N/A	N/A	N/A
18:00:00	0	N/A	N/A	N/A
19:00:00	0	N/A	N/A	N/A
20:00:00	0	N/A	N/A	N/A
21:00:00	0	N/A	N/A	N/A
22:00:00	0	N/A	N/A	N/A
23:00:00	0	N/A	N/A	N/A
00:00:00	0	N/A	N/A	N/A
01:00:00	0	N/A	N/A	N/A
02:00:00	0	N/A	N/A	N/A
03:00:00	0	N/A	N/A	N/A
04:00:00	0	N/A	N/A	N/A
05:00:00	0	N/A	N/A	N/A
06:00:00	0	N/A	N/A	N/A
07:00:00	0	N/A	N/A	N/A
08:00:00	0	N/A	N/A	N/A
09:00:00	0	N/A	N/A	N/A
10:00:00	0	N/A	N/A	N/A
11:00:00	0	N/A	N/A	N/A
12:00:00	0	N/A	N/A	N/A
13:00:00	0	N/A	N/A	N/A
14:00:00	0	N/A	N/A	N/A
15:00:00	0	N/A	N/A	N/A
16:00:00	0	N/A	N/A	N/A
17:00:00	0	N/A	N/A	N/A

Starting Hour	Count	Average Speed of all Traffic	Violator Counts	Average Speed of Violators
18:00:00	0	N/A	N/A	N/A
19:00:00	0	N/A	N/A	N/A
20:00:00	0	N/A	N/A	N/A
21:00:00	0	N/A	N/A	N/A
22:00:00	0	N/A	N/A	N/A
23:00:00	0	N/A	N/A	N/A
00:00:00	0	N/A	N/A	N/A
01:00:00	0	N/A	N/A	N/A
02:00:00	0	N/A	N/A	N/A
03:00:00	0	N/A	N/A	N/A
04:00:00	0	N/A	N/A	N/A
05:00:00	0	N/A	N/A	N/A
06:00:00	0	N/A	N/A	N/A
07:00:00	0	N/A	N/A	N/A
08:00:00	0	N/A	N/A	N/A
09:00:00	0	N/A	N/A	N/A
10:00:00	0	N/A	N/A	N/A
11:00:00	0	N/A	N/A	N/A
12:00:00	0	N/A	N/A	N/A
13:00:00	0	N/A	N/A	N/A
14:00:00	0	N/A	N/A	N/A
15:00:00	0	N/A	N/A	N/A
16:00:00	0	N/A	N/A	N/A
17:00:00	0	N/A	N/A	N/A
18:00:00	0	N/A	N/A	N/A
19:00:00	0	N/A	N/A	N/A
20:00:00	0	N/A	N/A	N/A
21:00:00	0	N/A	N/A	N/A
22:00:00	0	N/A	N/A	N/A
23:00:00	0	N/A	N/A	N/A
00:00:00	0	N/A	N/A	N/A
01:00:00	0	N/A	N/A	N/A
02:00:00	0	N/A	N/A	N/A
03:00:00	0	N/A	N/A	N/A
04:00:00	0	N/A	N/A	N/A
05:00:00	0	N/A	N/A	N/A
06:00:00	0	N/A	N/A	N/A
07:00:00	0	N/A	N/A	N/A
08:00:00	0	N/A	N/A	N/A
09:00:00	0	N/A	N/A	N/A
10:00:00	0	N/A	N/A	N/A
11:00:00	0	N/A	N/A	N/A
12:00:00	0	N/A	N/A	N/A
13:00:00	0	N/A	N/A	N/A
14:00:00	0	N/A	N/A	N/A
15:00:00	0	N/A	N/A	N/A
16:00:00	0	N/A	N/A	N/A
17:00:00	0	N/A	N/A	N/A
18:00:00	0	N/A	N/A	N/A
19:00:00	0	N/A	N/A	N/A
20:00:00	0	N/A	N/A	N/A

Starting Hour	Count	Average Speed of all Traffic	Violator Counts	Average Speed of Violators
21:00:00	0	N/A	N/A	N/A
22:00:00	0	N/A	N/A	N/A
23:00:00	0	N/A	N/A	N/A
00:00:00	0	N/A	N/A	N/A
01:00:00	0	N/A	N/A	N/A
02:00:00	0	N/A	N/A	N/A
03:00:00	0	N/A	N/A	N/A
04:00:00	0	N/A	N/A	N/A
05:00:00	0	N/A	N/A	N/A
06:00:00	0	N/A	N/A	N/A
07:00:00	0	N/A	N/A	N/A
08:00:00	0	N/A	N/A	N/A
09:00:00	0	N/A	N/A	N/A
10:00:00	0	N/A	N/A	N/A
11:00:00	0	N/A	N/A	N/A
12:00:00	0	N/A	N/A	N/A
13:00:00	0	N/A	N/A	N/A
14:00:00	0	N/A	N/A	N/A
15:00:00	0	N/A	N/A	N/A
16:00:00	0	N/A	N/A	N/A
17:00:00	0	N/A	N/A	N/A
18:00:00	0	N/A	N/A	N/A
19:00:00	0	N/A	N/A	N/A
20:00:00	0	N/A	N/A	N/A
21:00:00	0	N/A	N/A	N/A
22:00:00	0	N/A	N/A	N/A
23:00:00	0	N/A	N/A	N/A
00:00:00	0	N/A	N/A	N/A
01:00:00	0	N/A	N/A	N/A
02:00:00	0	N/A	N/A	N/A
03:00:00	0	N/A	N/A	N/A
04:00:00	0	N/A	N/A	N/A
05:00:00	0	N/A	N/A	N/A
06:00:00	0	N/A	N/A	N/A
07:00:00	0	N/A	N/A	N/A
08:00:00	0	N/A	N/A	N/A
09:00:00	0	N/A	N/A	N/A
10:00:00	0	N/A	N/A	N/A
11:00:00	0	N/A	N/A	N/A
12:00:00	0	N/A	N/A	N/A
13:00:00	0	N/A	N/A	N/A
14:00:00	0	N/A	N/A	N/A
15:00:00	0	N/A	N/A	N/A
16:00:00	0	N/A	N/A	N/A
17:00:00	0	N/A	N/A	N/A
18:00:00	0	N/A	N/A	N/A
19:00:00	0	N/A	N/A	N/A
20:00:00	0	N/A	N/A	N/A
21:00:00	0	N/A	N/A	N/A
22:00:00	0	N/A	N/A	N/A
23:00:00	0	N/A	N/A	N/A

Starting Hour	Count	Average Speed of all Traffic	Violator Counts	Average Speed of Violators
00:00:00	0	N/A	N/A	N/A
01:00:00	0	N/A	N/A	N/A
02:00:00	0	N/A	N/A	N/A
03:00:00	0	N/A	N/A	N/A
04:00:00	0	N/A	N/A	N/A
05:00:00	0	N/A	N/A	N/A
06:00:00	0	N/A	N/A	N/A
07:00:00	0	N/A	N/A	N/A
08:00:00	0	N/A	N/A	N/A
09:00:00	0	N/A	N/A	N/A
10:00:00	0	N/A	N/A	N/A
11:00:00	0	N/A	N/A	N/A
12:00:00	0	N/A	N/A	N/A
13:00:00	0	N/A	N/A	N/A
14:00:00	0	N/A	N/A	N/A
15:00:00	0	N/A	N/A	N/A
16:00:00	0	N/A	N/A	N/A
17:00:00	0	N/A	N/A	N/A
18:00:00	0	N/A	N/A	N/A
19:00:00	0	N/A	N/A	N/A
20:00:00	0	N/A	N/A	N/A
21:00:00	0	N/A	N/A	N/A
22:00:00	0	N/A	N/A	N/A
23:00:00	0	N/A	N/A	N/A
00:00:00	0	N/A	N/A	N/A
01:00:00	0	N/A	N/A	N/A
02:00:00	0	N/A	N/A	N/A
03:00:00	0	N/A	N/A	N/A
04:00:00	0	N/A	N/A	N/A
05:00:00	0	N/A	N/A	N/A
06:00:00	0	N/A	N/A	N/A
07:00:00	0	N/A	N/A	N/A
08:00:00	0	N/A	N/A	N/A
09:00:00	0	N/A	N/A	N/A
10:00:00	0	N/A	N/A	N/A
11:00:00	0	N/A	N/A	N/A
12:00:00	0	N/A	N/A	N/A
13:00:00	0	N/A	N/A	N/A
14:00:00	0	N/A	N/A	N/A
15:00:00	0	N/A	N/A	N/A
16:00:00	0	N/A	N/A	N/A
17:00:00	0	N/A	N/A	N/A
18:00:00	0	N/A	N/A	N/A
19:00:00	0	N/A	N/A	N/A
20:00:00	0	N/A	N/A	N/A
21:00:00	0	N/A	N/A	N/A
22:00:00	0	N/A	N/A	N/A
23:00:00	0	N/A	N/A	N/A
00:00:00	0	N/A	N/A	N/A
01:00:00	0	N/A	N/A	N/A
02:00:00	0	N/A	N/A	N/A

Starting Hour	Count	Average Speed of all Traffic	Violator Counts	Average Speed of Violators
03:00:00	0	N/A	N/A	N/A
04:00:00	0	N/A	N/A	N/A
05:00:00	0	N/A	N/A	N/A
06:00:00	0	N/A	N/A	N/A
07:00:00	0	N/A	N/A	N/A
08:00:00	0	N/A	N/A	N/A
09:00:00	0	N/A	N/A	N/A
10:00:00	0	N/A	N/A	N/A
11:00:00	0	N/A	N/A	N/A
12:00:00	0	N/A	N/A	N/A
13:00:00	0	N/A	N/A	N/A
14:00:00	0	N/A	N/A	N/A
15:00:00	0	N/A	N/A	N/A
16:00:00	0	N/A	N/A	N/A
17:00:00	0	N/A	N/A	N/A
18:00:00	0	N/A	N/A	N/A
19:00:00	0	N/A	N/A	N/A
20:00:00	0	N/A	N/A	N/A
21:00:00	0	N/A	N/A	N/A
22:00:00	0	N/A	N/A	N/A
23:00:00	0	N/A	N/A	N/A
00:00:00	0	N/A	N/A	N/A
01:00:00	0	N/A	N/A	N/A
02:00:00	0	N/A	N/A	N/A
03:00:00	0	N/A	N/A	N/A
04:00:00	0	N/A	N/A	N/A
05:00:00	0	N/A	N/A	N/A
06:00:00	0	N/A	N/A	N/A
07:00:00	0	N/A	N/A	N/A
08:00:00	0	N/A	N/A	N/A
09:00:00	0	N/A	N/A	N/A
10:00:00	0	N/A	N/A	N/A
11:00:00	0	N/A	N/A	N/A
12:00:00	0	N/A	N/A	N/A
13:00:00	0	N/A	N/A	N/A
14:00:00	0	N/A	N/A	N/A
15:00:00	0	N/A	N/A	N/A
16:00:00	0	N/A	N/A	N/A
17:00:00	0	N/A	N/A	N/A
18:00:00	0	N/A	N/A	N/A
19:00:00	0	N/A	N/A	N/A
20:00:00	0	N/A	N/A	N/A
21:00:00	0	N/A	N/A	N/A
22:00:00	0	N/A	N/A	N/A
23:00:00	0	N/A	N/A	N/A
00:00:00	0	N/A	N/A	N/A
01:00:00	0	N/A	N/A	N/A
02:00:00	0	N/A	N/A	N/A
03:00:00	0	N/A	N/A	N/A
04:00:00	0	N/A	N/A	N/A
05:00:00	0	N/A	N/A	N/A

Starting Hour	Count	Average Speed of all Traffic	Violator Counts	Average Speed of Violators
06:00:00	0	N/A	N/A	N/A
07:00:00	0	N/A	N/A	N/A
08:00:00	0	N/A	N/A	N/A
09:00:00	0	N/A	N/A	N/A
10:00:00	0	N/A	N/A	N/A
11:00:00	0	N/A	N/A	N/A
12:00:00	0	N/A	N/A	N/A
13:00:00	0	N/A	N/A	N/A
14:00:00	0	N/A	N/A	N/A
15:00:00	0	N/A	N/A	N/A
16:00:00	0	N/A	N/A	N/A
17:00:00	0	N/A	N/A	N/A
18:00:00	0	N/A	N/A	N/A
19:00:00	0	N/A	N/A	N/A
20:00:00	0	N/A	N/A	N/A
21:00:00	0	N/A	N/A	N/A
22:00:00	0	N/A	N/A	N/A
23:00:00	0	N/A	N/A	N/A
00:00:00	0	N/A	N/A	N/A
01:00:00	0	N/A	N/A	N/A
02:00:00	0	N/A	N/A	N/A
03:00:00	0	N/A	N/A	N/A
04:00:00	0	N/A	N/A	N/A
05:00:00	0	N/A	N/A	N/A
06:00:00	0	N/A	N/A	N/A
07:00:00	0	N/A	N/A	N/A
08:00:00	0	N/A	N/A	N/A
09:00:00	0	N/A	N/A	N/A
10:00:00	0	N/A	N/A	N/A
11:00:00	0	N/A	N/A	N/A
12:00:00	0	N/A	N/A	N/A
13:00:00	0	N/A	N/A	N/A
14:00:00	0	N/A	N/A	N/A
15:00:00	0	N/A	N/A	N/A
16:00:00	0	N/A	N/A	N/A
17:00:00	0	N/A	N/A	N/A
18:00:00	0	N/A	N/A	N/A
19:00:00	0	N/A	N/A	N/A
20:00:00	0	N/A	N/A	N/A
21:00:00	0	N/A	N/A	N/A
22:00:00	0	N/A	N/A	N/A
23:00:00	0	N/A	N/A	N/A
00:00:00	0	N/A	N/A	N/A
01:00:00	0	N/A	N/A	N/A
02:00:00	0	N/A	N/A	N/A
03:00:00	0	N/A	N/A	N/A
04:00:00	0	N/A	N/A	N/A
05:00:00	0	N/A	N/A	N/A
06:00:00	0	N/A	N/A	N/A
07:00:00	0	N/A	N/A	N/A
08:00:00	0	N/A	N/A	N/A

Starting Hour	Count	Average Speed of all Traffic	Violator Counts	Average Speed of Violators
09:00:00	0	N/A	N/A	N/A
10:00:00	0	N/A	N/A	N/A
11:00:00	0	N/A	N/A	N/A
12:00:00	0	N/A	N/A	N/A
13:00:00	0	N/A	N/A	N/A
14:00:00	0	N/A	N/A	N/A
15:00:00	0	N/A	N/A	N/A
16:00:00	0	N/A	N/A	N/A
17:00:00	0	N/A	N/A	N/A
18:00:00	0	N/A	N/A	N/A
19:00:00	0	N/A	N/A	N/A
20:00:00	0	N/A	N/A	N/A
21:00:00	0	N/A	N/A	N/A
22:00:00	0	N/A	N/A	N/A
23:00:00	0	N/A	N/A	N/A
00:00:00	0	N/A	N/A	N/A
01:00:00	0	N/A	N/A	N/A
02:00:00	0	N/A	N/A	N/A
03:00:00	0	N/A	N/A	N/A
04:00:00	0	N/A	N/A	N/A
05:00:00	0	N/A	N/A	N/A
06:00:00	0	N/A	N/A	N/A
07:00:00	0	N/A	N/A	N/A
08:00:00	0	N/A	N/A	N/A
09:00:00	0	N/A	N/A	N/A
10:00:00	0	N/A	N/A	N/A
11:00:00	0	N/A	N/A	N/A
12:00:00	0	N/A	N/A	N/A
13:00:00	0	N/A	N/A	N/A
14:00:00	0	N/A	N/A	N/A
15:00:00	0	N/A	N/A	N/A
16:00:00	0	N/A	N/A	N/A
17:00:00	0	N/A	N/A	N/A
18:00:00	0	N/A	N/A	N/A
19:00:00	0	N/A	N/A	N/A
20:00:00	0	N/A	N/A	N/A
21:00:00	0	N/A	N/A	N/A
22:00:00	0	N/A	N/A	N/A
23:00:00	0	N/A	N/A	N/A
00:00:00	0	N/A	N/A	N/A
01:00:00	0	N/A	N/A	N/A
02:00:00	0	N/A	N/A	N/A
03:00:00	0	N/A	N/A	N/A
04:00:00	0	N/A	N/A	N/A
05:00:00	0	N/A	N/A	N/A
06:00:00	0	N/A	N/A	N/A
07:00:00	0	N/A	N/A	N/A
08:00:00	0	N/A	N/A	N/A
09:00:00	0	N/A	N/A	N/A
10:00:00	0	N/A	N/A	N/A
11:00:00	0	N/A	N/A	N/A

Starting Hour	Count	Average Speed of all Traffic	Violator Counts	Average Speed of Violators
12:00:00	0	N/A	N/A	N/A
13:00:00	0	N/A	N/A	N/A
14:00:00	0	N/A	N/A	N/A
15:00:00	0	N/A	N/A	N/A
16:00:00	0	N/A	N/A	N/A
17:00:00	0	N/A	N/A	N/A
18:00:00	0	N/A	N/A	N/A
19:00:00	0	N/A	N/A	N/A
20:00:00	0	N/A	N/A	N/A
21:00:00	0	N/A	N/A	N/A
22:00:00	0	N/A	N/A	N/A
23:00:00	0	N/A	N/A	N/A
00:00:00	0	N/A	N/A	N/A
01:00:00	0	N/A	N/A	N/A
02:00:00	0	N/A	N/A	N/A
03:00:00	0	N/A	N/A	N/A
04:00:00	0	N/A	N/A	N/A
05:00:00	0	N/A	N/A	N/A
06:00:00	0	N/A	N/A	N/A
07:00:00	0	N/A	N/A	N/A
08:00:00	0	N/A	N/A	N/A
09:00:00	0	N/A	N/A	N/A
10:00:00	0	N/A	N/A	N/A
11:00:00	0	N/A	N/A	N/A
12:00:00	0	N/A	N/A	N/A
13:00:00	0	N/A	N/A	N/A
14:00:00	0	N/A	N/A	N/A
15:00:00	0	N/A	N/A	N/A
16:00:00	0	N/A	N/A	N/A
17:00:00	0	N/A	N/A	N/A
18:00:00	0	N/A	N/A	N/A
19:00:00	0	N/A	N/A	N/A
20:00:00	0	N/A	N/A	N/A
21:00:00	0	N/A	N/A	N/A
22:00:00	0	N/A	N/A	N/A
23:00:00	0	N/A	N/A	N/A
00:00:00	0	N/A	N/A	N/A
01:00:00	0	N/A	N/A	N/A
02:00:00	0	N/A	N/A	N/A
03:00:00	0	N/A	N/A	N/A
04:00:00	0	N/A	N/A	N/A
05:00:00	0	N/A	N/A	N/A
06:00:00	0	N/A	N/A	N/A
07:00:00	0	N/A	N/A	N/A
08:00:00	0	N/A	N/A	N/A
09:00:00	0	N/A	N/A	N/A
10:00:00	0	N/A	N/A	N/A
11:00:00	0	N/A	N/A	N/A
12:00:00	0	N/A	N/A	N/A
13:00:00	0	N/A	N/A	N/A
14:00:00	0	N/A	N/A	N/A

Starting Hour	Count	Average Speed of all Traffic	Violator Counts	Average Speed of Violators
15:00:00	0	N/A	N/A	N/A
16:00:00	0	N/A	N/A	N/A
17:00:00	0	N/A	N/A	N/A
18:00:00	0	N/A	N/A	N/A
19:00:00	0	N/A	N/A	N/A
20:00:00	0	N/A	N/A	N/A
21:00:00	0	N/A	N/A	N/A
22:00:00	0	N/A	N/A	N/A
23:00:00	0	N/A	N/A	N/A
00:00:00	0	N/A	N/A	N/A
01:00:00	0	N/A	N/A	N/A
02:00:00	0	N/A	N/A	N/A
03:00:00	0	N/A	N/A	N/A
04:00:00	0	N/A	N/A	N/A
05:00:00	0	N/A	N/A	N/A
06:00:00	0	N/A	N/A	N/A
07:00:00	0	N/A	N/A	N/A
08:00:00	0	N/A	N/A	N/A
09:00:00	0	N/A	N/A	N/A
10:00:00	0	N/A	N/A	N/A
11:00:00	0	N/A	N/A	N/A
12:00:00	0	N/A	N/A	N/A
13:00:00	0	N/A	N/A	N/A
14:00:00	0	N/A	N/A	N/A
15:00:00	0	N/A	N/A	N/A
16:00:00	0	N/A	N/A	N/A
17:00:00	0	N/A	N/A	N/A
18:00:00	0	N/A	N/A	N/A
19:00:00	0	N/A	N/A	N/A
20:00:00	0	N/A	N/A	N/A
21:00:00	0	N/A	N/A	N/A
22:00:00	0	N/A	N/A	N/A
23:00:00	0	N/A	N/A	N/A
00:00:00	0	N/A	N/A	N/A
01:00:00	0	N/A	N/A	N/A
02:00:00	0	N/A	N/A	N/A
03:00:00	0	N/A	N/A	N/A
04:00:00	0	N/A	N/A	N/A
05:00:00	0	N/A	N/A	N/A
06:00:00	0	N/A	N/A	N/A
07:00:00	0	N/A	N/A	N/A
08:00:00	0	N/A	N/A	N/A
09:00:00	0	N/A	N/A	N/A
10:00:00	0	N/A	N/A	N/A
11:00:00	0	N/A	N/A	N/A
12:00:00	0	N/A	N/A	N/A
13:00:00	0	N/A	N/A	N/A
14:00:00	0	N/A	N/A	N/A
15:00:00	0	N/A	N/A	N/A
16:00:00	0	N/A	N/A	N/A
17:00:00	0	N/A	N/A	N/A

Starting Hour	Count	Average Speed of all Traffic	Violator Counts	Average Speed of Violators
18:00:00	0	N/A	N/A	N/A
19:00:00	0	N/A	N/A	N/A
20:00:00	0	N/A	N/A	N/A
21:00:00	0	N/A	N/A	N/A
22:00:00	0	N/A	N/A	N/A
23:00:00	0	N/A	N/A	N/A
00:00:00	0	N/A	N/A	N/A
01:00:00	0	N/A	N/A	N/A
02:00:00	0	N/A	N/A	N/A
03:00:00	0	N/A	N/A	N/A
04:00:00	0	N/A	N/A	N/A
05:00:00	0	N/A	N/A	N/A
06:00:00	0	N/A	N/A	N/A
07:00:00	0	N/A	N/A	N/A
08:00:00	0	N/A	N/A	N/A
09:00:00	0	N/A	N/A	N/A
10:00:00	0	N/A	N/A	N/A
11:00:00	0	N/A	N/A	N/A
12:00:00	0	N/A	N/A	N/A
13:00:00	0	N/A	N/A	N/A
14:00:00	0	N/A	N/A	N/A
15:00:00	0	N/A	N/A	N/A
16:00:00	0	N/A	N/A	N/A
17:00:00	0	N/A	N/A	N/A
18:00:00	0	N/A	N/A	N/A
19:00:00	0	N/A	N/A	N/A
20:00:00	0	N/A	N/A	N/A
21:00:00	0	N/A	N/A	N/A
22:00:00	0	N/A	N/A	N/A
23:00:00	0	N/A	N/A	N/A
00:00:00	0	N/A	N/A	N/A
01:00:00	0	N/A	N/A	N/A
02:00:00	0	N/A	N/A	N/A
03:00:00	0	N/A	N/A	N/A
04:00:00	0	N/A	N/A	N/A
05:00:00	0	N/A	N/A	N/A
06:00:00	0	N/A	N/A	N/A
07:00:00	0	N/A	N/A	N/A
08:00:00	0	N/A	N/A	N/A
09:00:00	0	N/A	N/A	N/A
10:00:00	0	N/A	N/A	N/A
11:00:00	0	N/A	N/A	N/A
12:00:00	0	N/A	N/A	N/A
13:00:00	0	N/A	N/A	N/A
14:00:00	0	N/A	N/A	N/A
15:00:00	0	N/A	N/A	N/A
16:00:00	0	N/A	N/A	N/A
17:00:00	0	N/A	N/A	N/A
18:00:00	0	N/A	N/A	N/A
19:00:00	0	N/A	N/A	N/A
20:00:00	0	N/A	N/A	N/A

Starting Hour	Count	Average Speed of all Traffic	Violator Counts	Average Speed of Violators
21:00:00	0	N/A	N/A	N/A
22:00:00	0	N/A	N/A	N/A
23:00:00	0	N/A	N/A	N/A
00:00:00	0	N/A	N/A	N/A
01:00:00	0	N/A	N/A	N/A
02:00:00	0	N/A	N/A	N/A
03:00:00	0	N/A	N/A	N/A
04:00:00	0	N/A	N/A	N/A
05:00:00	0	N/A	N/A	N/A
06:00:00	0	N/A	N/A	N/A
07:00:00	0	N/A	N/A	N/A
08:00:00	0	N/A	N/A	N/A
09:00:00	0	N/A	N/A	N/A
10:00:00	0	N/A	N/A	N/A
11:00:00	0	N/A	N/A	N/A
12:00:00	0	N/A	N/A	N/A
13:00:00	0	N/A	N/A	N/A
14:00:00	0	N/A	N/A	N/A
15:00:00	0	N/A	N/A	N/A
16:00:00	0	N/A	N/A	N/A
17:00:00	0	N/A	N/A	N/A
18:00:00	0	N/A	N/A	N/A
19:00:00	0	N/A	N/A	N/A
20:00:00	0	N/A	N/A	N/A
21:00:00	0	N/A	N/A	N/A
22:00:00	0	N/A	N/A	N/A
23:00:00	0	N/A	N/A	N/A
00:00:00	0	N/A	N/A	N/A
01:00:00	0	N/A	N/A	N/A
02:00:00	0	N/A	N/A	N/A
03:00:00	0	N/A	N/A	N/A
04:00:00	0	N/A	N/A	N/A
05:00:00	0	N/A	N/A	N/A
06:00:00	0	N/A	N/A	N/A
07:00:00	0	N/A	N/A	N/A
08:00:00	0	N/A	N/A	N/A
09:00:00	0	N/A	N/A	N/A
10:00:00	0	N/A	N/A	N/A
11:00:00	0	N/A	N/A	N/A
12:00:00	0	N/A	N/A	N/A
13:00:00	0	N/A	N/A	N/A
14:00:00	0	N/A	N/A	N/A
15:00:00	0	N/A	N/A	N/A
16:00:00	0	N/A	N/A	N/A
17:00:00	0	N/A	N/A	N/A
18:00:00	0	N/A	N/A	N/A
19:00:00	0	N/A	N/A	N/A
20:00:00	0	N/A	N/A	N/A
21:00:00	0	N/A	N/A	N/A
22:00:00	0	N/A	N/A	N/A
23:00:00	0	N/A	N/A	N/A

Starting Hour	Count	Average Speed of all Traffic	Violator Counts	Average Speed of Violators
00:00:00	0	N/A	N/A	N/A
01:00:00	0	N/A	N/A	N/A
02:00:00	0	N/A	N/A	N/A
03:00:00	0	N/A	N/A	N/A
04:00:00	0	N/A	N/A	N/A
05:00:00	0	N/A	N/A	N/A
06:00:00	0	N/A	N/A	N/A
07:00:00	0	N/A	N/A	N/A
08:00:00	0	N/A	N/A	N/A
09:00:00	0	N/A	N/A	N/A
10:00:00	0	N/A	N/A	N/A
11:00:00	0	N/A	N/A	N/A
12:00:00	0	N/A	N/A	N/A
13:00:00	0	N/A	N/A	N/A
14:00:00	0	N/A	N/A	N/A
15:00:00	0	N/A	N/A	N/A
16:00:00	0	N/A	N/A	N/A
17:00:00	0	N/A	N/A	N/A
18:00:00	0	N/A	N/A	N/A
19:00:00	0	N/A	N/A	N/A
20:00:00	0	N/A	N/A	N/A
21:00:00	0	N/A	N/A	N/A
22:00:00	0	N/A	N/A	N/A
23:00:00	0	N/A	N/A	N/A
00:00:00	0	N/A	N/A	N/A
01:00:00	0	N/A	N/A	N/A
02:00:00	0	N/A	N/A	N/A
03:00:00	0	N/A	N/A	N/A
04:00:00	0	N/A	N/A	N/A
05:00:00	0	N/A	N/A	N/A
06:00:00	0	N/A	N/A	N/A
07:00:00	0	N/A	N/A	N/A
08:00:00	0	N/A	N/A	N/A
09:00:00	0	N/A	N/A	N/A
10:00:00	0	N/A	N/A	N/A
11:00:00	0	N/A	N/A	N/A
12:00:00	0	N/A	N/A	N/A
13:00:00	0	N/A	N/A	N/A
14:00:00	0	N/A	N/A	N/A
15:00:00	0	N/A	N/A	N/A
16:00:00	0	N/A	N/A	N/A
17:00:00	0	N/A	N/A	N/A
18:00:00	0	N/A	N/A	N/A
19:00:00	0	N/A	N/A	N/A
20:00:00	0	N/A	N/A	N/A
21:00:00	0	N/A	N/A	N/A
22:00:00	0	N/A	N/A	N/A
23:00:00	0	N/A	N/A	N/A
00:00:00	0	N/A	N/A	N/A
01:00:00	0	N/A	N/A	N/A
02:00:00	0	N/A	N/A	N/A

Starting Hour	Count	Average Speed of all Traffic	Violator Counts	Average Speed of Violators
03:00:00	0	N/A	N/A	N/A
04:00:00	0	N/A	N/A	N/A
05:00:00	0	N/A	N/A	N/A
06:00:00	0	N/A	N/A	N/A
07:00:00	0	N/A	N/A	N/A
08:00:00	0	N/A	N/A	N/A
09:00:00	0	N/A	N/A	N/A
10:00:00	0	N/A	N/A	N/A
11:00:00	0	N/A	N/A	N/A
12:00:00	0	N/A	N/A	N/A
13:00:00	0	N/A	N/A	N/A
14:00:00	0	N/A	N/A	N/A
15:00:00	0	N/A	N/A	N/A
16:00:00	0	N/A	N/A	N/A
17:00:00	0	N/A	N/A	N/A
18:00:00	0	N/A	N/A	N/A
19:00:00	0	N/A	N/A	N/A
20:00:00	0	N/A	N/A	N/A
21:00:00	0	N/A	N/A	N/A
22:00:00	0	N/A	N/A	N/A
23:00:00	0	N/A	N/A	N/A
00:00:00	0	N/A	N/A	N/A
01:00:00	0	N/A	N/A	N/A
02:00:00	0	N/A	N/A	N/A
03:00:00	0	N/A	N/A	N/A
04:00:00	0	N/A	N/A	N/A
05:00:00	0	N/A	N/A	N/A
06:00:00	0	N/A	N/A	N/A
07:00:00	0	N/A	N/A	N/A
08:00:00	0	N/A	N/A	N/A
09:00:00	0	N/A	N/A	N/A
10:00:00	0	N/A	N/A	N/A
11:00:00	0	N/A	N/A	N/A
12:00:00	0	N/A	N/A	N/A
13:00:00	0	N/A	N/A	N/A
14:00:00	0	N/A	N/A	N/A
15:00:00	0	N/A	N/A	N/A
16:00:00	0	N/A	N/A	N/A
17:00:00	0	N/A	N/A	N/A
18:00:00	0	N/A	N/A	N/A
19:00:00	0	N/A	N/A	N/A
20:00:00	0	N/A	N/A	N/A
21:00:00	0	N/A	N/A	N/A
22:00:00	0	N/A	N/A	N/A
23:00:00	0	N/A	N/A	N/A
00:00:00	0	N/A	N/A	N/A
01:00:00	0	N/A	N/A	N/A
02:00:00	0	N/A	N/A	N/A
03:00:00	0	N/A	N/A	N/A
04:00:00	0	N/A	N/A	N/A
05:00:00	0	N/A	N/A	N/A

Starting Hour	Count	Average Speed of all Traffic	Violator Counts	Average Speed of Violators
06:00:00	0	N/A	N/A	N/A
07:00:00	0	N/A	N/A	N/A
08:00:00	0	N/A	N/A	N/A
09:00:00	0	N/A	N/A	N/A
10:00:00	0	N/A	N/A	N/A
11:00:00	0	N/A	N/A	N/A
12:00:00	0	N/A	N/A	N/A
13:00:00	0	N/A	N/A	N/A
14:00:00	0	N/A	N/A	N/A
15:00:00	0	N/A	N/A	N/A
16:00:00	0	N/A	N/A	N/A
17:00:00	0	N/A	N/A	N/A
18:00:00	0	N/A	N/A	N/A
19:00:00	0	N/A	N/A	N/A
20:00:00	0	N/A	N/A	N/A
21:00:00	0	N/A	N/A	N/A
22:00:00	0	N/A	N/A	N/A
23:00:00	0	N/A	N/A	N/A
00:00:00	0	N/A	N/A	N/A
01:00:00	0	N/A	N/A	N/A
02:00:00	0	N/A	N/A	N/A
03:00:00	0	N/A	N/A	N/A
04:00:00	0	N/A	N/A	N/A
05:00:00	0	N/A	N/A	N/A
06:00:00	0	N/A	N/A	N/A
07:00:00	0	N/A	N/A	N/A
08:00:00	0	N/A	N/A	N/A
09:00:00	0	N/A	N/A	N/A
10:00:00	0	N/A	N/A	N/A
11:00:00	0	N/A	N/A	N/A
12:00:00	0	N/A	N/A	N/A
13:00:00	0	N/A	N/A	N/A
14:00:00	0	N/A	N/A	N/A
15:00:00	0	N/A	N/A	N/A
16:00:00	0	N/A	N/A	N/A
17:00:00	0	N/A	N/A	N/A
18:00:00	0	N/A	N/A	N/A
19:00:00	0	N/A	N/A	N/A
20:00:00	0	N/A	N/A	N/A
21:00:00	0	N/A	N/A	N/A
22:00:00	0	N/A	N/A	N/A
23:00:00	0	N/A	N/A	N/A
00:00:00	0	N/A	N/A	N/A
01:00:00	0	N/A	N/A	N/A
02:00:00	0	N/A	N/A	N/A
03:00:00	0	N/A	N/A	N/A
04:00:00	0	N/A	N/A	N/A
05:00:00	0	N/A	N/A	N/A
06:00:00	0	N/A	N/A	N/A
07:00:00	0	N/A	N/A	N/A
08:00:00	0	N/A	N/A	N/A

Starting Hour	Count	Average Speed of all Traffic	Violator Counts	Average Speed of Violators
09:00:00	0	N/A	N/A	N/A
10:00:00	0	N/A	N/A	N/A
11:00:00	0	N/A	N/A	N/A
12:00:00	0	N/A	N/A	N/A
13:00:00	0	N/A	N/A	N/A
14:00:00	0	N/A	N/A	N/A
15:00:00	0	N/A	N/A	N/A
16:00:00	0	N/A	N/A	N/A
17:00:00	0	N/A	N/A	N/A
18:00:00	0	N/A	N/A	N/A
19:00:00	0	N/A	N/A	N/A
20:00:00	0	N/A	N/A	N/A
21:00:00	0	N/A	N/A	N/A
22:00:00	0	N/A	N/A	N/A
23:00:00	0	N/A	N/A	N/A
00:00:00	0	N/A	N/A	N/A
01:00:00	0	N/A	N/A	N/A
02:00:00	0	N/A	N/A	N/A
03:00:00	0	N/A	N/A	N/A
04:00:00	0	N/A	N/A	N/A
05:00:00	0	N/A	N/A	N/A
06:00:00	0	N/A	N/A	N/A
07:00:00	0	N/A	N/A	N/A
08:00:00	0	N/A	N/A	N/A
09:00:00	0	N/A	N/A	N/A
10:00:00	0	N/A	N/A	N/A
11:00:00	0	N/A	N/A	N/A
12:00:00	0	N/A	N/A	N/A
13:00:00	0	N/A	N/A	N/A
14:00:00	0	N/A	N/A	N/A
15:00:00	0	N/A	N/A	N/A
16:00:00	0	N/A	N/A	N/A
17:00:00	0	N/A	N/A	N/A
18:00:00	0	N/A	N/A	N/A
19:00:00	0	N/A	N/A	N/A
20:00:00	0	N/A	N/A	N/A
21:00:00	0	N/A	N/A	N/A
22:00:00	0	N/A	N/A	N/A
23:00:00	0	N/A	N/A	N/A
00:00:00	0	N/A	N/A	N/A
01:00:00	0	N/A	N/A	N/A
02:00:00	0	N/A	N/A	N/A
03:00:00	0	N/A	N/A	N/A
04:00:00	0	N/A	N/A	N/A
05:00:00	0	N/A	N/A	N/A
06:00:00	0	N/A	N/A	N/A
07:00:00	0	N/A	N/A	N/A
08:00:00	0	N/A	N/A	N/A
09:00:00	0	N/A	N/A	N/A
10:00:00	0	N/A	N/A	N/A
11:00:00	0	N/A	N/A	N/A

Starting Hour	Count	Average Speed of all Traffic	Violator Counts	Average Speed of Violators
12:00:00	0	N/A	N/A	N/A
13:00:00	0	N/A	N/A	N/A
14:00:00	0	N/A	N/A	N/A
15:00:00	0	N/A	N/A	N/A
16:00:00	0	N/A	N/A	N/A
17:00:00	0	N/A	N/A	N/A
18:00:00	0	N/A	N/A	N/A
19:00:00	0	N/A	N/A	N/A
20:00:00	0	N/A	N/A	N/A
21:00:00	0	N/A	N/A	N/A
22:00:00	0	N/A	N/A	N/A
23:00:00	0	N/A	N/A	N/A
00:00:00	0	N/A	N/A	N/A
01:00:00	0	N/A	N/A	N/A
02:00:00	0	N/A	N/A	N/A
03:00:00	0	N/A	N/A	N/A
04:00:00	0	N/A	N/A	N/A
05:00:00	0	N/A	N/A	N/A
06:00:00	0	N/A	N/A	N/A
07:00:00	0	N/A	N/A	N/A
08:00:00	0	N/A	N/A	N/A
09:00:00	0	N/A	N/A	N/A
10:00:00	0	N/A	N/A	N/A
11:00:00	0	N/A	N/A	N/A
12:00:00	0	N/A	N/A	N/A
13:00:00	0	N/A	N/A	N/A
14:00:00	0	N/A	N/A	N/A
15:00:00	0	N/A	N/A	N/A
16:00:00	0	N/A	N/A	N/A
17:00:00	0	N/A	N/A	N/A
18:00:00	0	N/A	N/A	N/A
19:00:00	0	N/A	N/A	N/A
20:00:00	0	N/A	N/A	N/A
21:00:00	0	N/A	N/A	N/A
22:00:00	0	N/A	N/A	N/A
23:00:00	0	N/A	N/A	N/A
00:00:00	0	N/A	N/A	N/A
01:00:00	0	N/A	N/A	N/A
02:00:00	0	N/A	N/A	N/A
03:00:00	0	N/A	N/A	N/A
04:00:00	0	N/A	N/A	N/A
05:00:00	0	N/A	N/A	N/A
06:00:00	0	N/A	N/A	N/A
07:00:00	0	N/A	N/A	N/A
08:00:00	0	N/A	N/A	N/A
09:00:00	0	N/A	N/A	N/A
10:00:00	0	N/A	N/A	N/A
11:00:00	0	N/A	N/A	N/A
12:00:00	0	N/A	N/A	N/A
13:00:00	0	N/A	N/A	N/A
14:00:00	0	N/A	N/A	N/A

Starting Hour	Count	Average Speed of all Traffic	Violator Counts	Average Speed of Violators
15:00:00	0	N/A	N/A	N/A
16:00:00	0	N/A	N/A	N/A
17:00:00	0	N/A	N/A	N/A
18:00:00	0	N/A	N/A	N/A
19:00:00	0	N/A	N/A	N/A
20:00:00	0	N/A	N/A	N/A
21:00:00	0	N/A	N/A	N/A
22:00:00	0	N/A	N/A	N/A
23:00:00	0	N/A	N/A	N/A
00:00:00	0	N/A	N/A	N/A
01:00:00	0	N/A	N/A	N/A
02:00:00	0	N/A	N/A	N/A
03:00:00	0	N/A	N/A	N/A
04:00:00	0	N/A	N/A	N/A
05:00:00	0	N/A	N/A	N/A
06:00:00	0	N/A	N/A	N/A
07:00:00	0	N/A	N/A	N/A
08:00:00	0	N/A	N/A	N/A
09:00:00	0	N/A	N/A	N/A
10:00:00	0	N/A	N/A	N/A
11:00:00	0	N/A	N/A	N/A
12:00:00	0	N/A	N/A	N/A
13:00:00	0	N/A	N/A	N/A
14:00:00	0	N/A	N/A	N/A
15:00:00	0	N/A	N/A	N/A
16:00:00	0	N/A	N/A	N/A
17:00:00	0	N/A	N/A	N/A
18:00:00	0	N/A	N/A	N/A
19:00:00	0	N/A	N/A	N/A
20:00:00	0	N/A	N/A	N/A
21:00:00	0	N/A	N/A	N/A
22:00:00	0	N/A	N/A	N/A
23:00:00	0	N/A	N/A	N/A
00:00:00	0	N/A	N/A	N/A
01:00:00	0	N/A	N/A	N/A
02:00:00	0	N/A	N/A	N/A
03:00:00	0	N/A	N/A	N/A
04:00:00	0	N/A	N/A	N/A
05:00:00	0	N/A	N/A	N/A
06:00:00	0	N/A	N/A	N/A
07:00:00	0	N/A	N/A	N/A
08:00:00	0	N/A	N/A	N/A
09:00:00	0	N/A	N/A	N/A
10:00:00	0	N/A	N/A	N/A
11:00:00	0	N/A	N/A	N/A
12:00:00	0	N/A	N/A	N/A
13:00:00	0	N/A	N/A	N/A
14:00:00	0	N/A	N/A	N/A
15:00:00	0	N/A	N/A	N/A
16:00:00	0	N/A	N/A	N/A
17:00:00	0	N/A	N/A	N/A

Starting Hour	Count	Average Speed of all Traffic	Violator Counts	Average Speed of Violators
18:00:00	0	N/A	N/A	N/A
19:00:00	0	N/A	N/A	N/A
20:00:00	0	N/A	N/A	N/A
21:00:00	0	N/A	N/A	N/A
22:00:00	0	N/A	N/A	N/A
23:00:00	0	N/A	N/A	N/A
00:00:00	0	N/A	N/A	N/A
01:00:00	0	N/A	N/A	N/A
02:00:00	0	N/A	N/A	N/A
03:00:00	0	N/A	N/A	N/A
04:00:00	0	N/A	N/A	N/A
05:00:00	0	N/A	N/A	N/A
06:00:00	0	N/A	N/A	N/A
07:00:00	0	N/A	N/A	N/A
08:00:00	0	N/A	N/A	N/A
09:00:00	0	N/A	N/A	N/A
10:00:00	0	N/A	N/A	N/A
11:00:00	0	N/A	N/A	N/A
12:00:00	0	N/A	N/A	N/A
13:00:00	0	N/A	N/A	N/A
14:00:00	0	N/A	N/A	N/A
15:00:00	0	N/A	N/A	N/A
16:00:00	0	N/A	N/A	N/A
17:00:00	0	N/A	N/A	N/A
18:00:00	0	N/A	N/A	N/A
19:00:00	0	N/A	N/A	N/A
20:00:00	0	N/A	N/A	N/A
21:00:00	0	N/A	N/A	N/A
22:00:00	0	N/A	N/A	N/A
23:00:00	0	N/A	N/A	N/A
00:00:00	0	N/A	N/A	N/A
01:00:00	0	N/A	N/A	N/A
02:00:00	0	N/A	N/A	N/A
03:00:00	0	N/A	N/A	N/A
04:00:00	0	N/A	N/A	N/A
05:00:00	0	N/A	N/A	N/A
06:00:00	0	N/A	N/A	N/A
07:00:00	0	N/A	N/A	N/A
08:00:00	0	N/A	N/A	N/A
09:00:00	0	N/A	N/A	N/A
10:00:00	0	N/A	N/A	N/A
11:00:00	0	N/A	N/A	N/A
12:00:00	0	N/A	N/A	N/A
13:00:00	0	N/A	N/A	N/A
14:00:00	0	N/A	N/A	N/A
15:00:00	0	N/A	N/A	N/A
16:00:00	0	N/A	N/A	N/A
17:00:00	0	N/A	N/A	N/A
18:00:00	0	N/A	N/A	N/A
19:00:00	0	N/A	N/A	N/A
20:00:00	0	N/A	N/A	N/A

Starting Hour	Count	Average Speed of all Traffic	Violator Counts	Average Speed of Violators
21:00:00	0	N/A	N/A	N/A
22:00:00	0	N/A	N/A	N/A
23:00:00	0	N/A	N/A	N/A
00:00:00	0	N/A	N/A	N/A
01:00:00	0	N/A	N/A	N/A
02:00:00	0	N/A	N/A	N/A
03:00:00	0	N/A	N/A	N/A
04:00:00	0	N/A	N/A	N/A
05:00:00	0	N/A	N/A	N/A
06:00:00	0	N/A	N/A	N/A
07:00:00	0	N/A	N/A	N/A
08:00:00	0	N/A	N/A	N/A
09:00:00	0	N/A	N/A	N/A
10:00:00	0	N/A	N/A	N/A
11:00:00	0	N/A	N/A	N/A
12:00:00	0	N/A	N/A	N/A
13:00:00	0	N/A	N/A	N/A
14:00:00	0	N/A	N/A	N/A
15:00:00	0	N/A	N/A	N/A
16:00:00	0	N/A	N/A	N/A
17:00:00	0	N/A	N/A	N/A
18:00:00	0	N/A	N/A	N/A
19:00:00	0	N/A	N/A	N/A
20:00:00	0	N/A	N/A	N/A
21:00:00	0	N/A	N/A	N/A
22:00:00	0	N/A	N/A	N/A
23:00:00	0	N/A	N/A	N/A
00:00:00	0	N/A	N/A	N/A
01:00:00	0	N/A	N/A	N/A
02:00:00	0	N/A	N/A	N/A
03:00:00	0	N/A	N/A	N/A
04:00:00	0	N/A	N/A	N/A
05:00:00	0	N/A	N/A	N/A
06:00:00	0	N/A	N/A	N/A
07:00:00	0	N/A	N/A	N/A
08:00:00	0	N/A	N/A	N/A
09:00:00	0	N/A	N/A	N/A
10:00:00	0	N/A	N/A	N/A
11:00:00	0	N/A	N/A	N/A
12:00:00	0	N/A	N/A	N/A
13:00:00	0	N/A	N/A	N/A
14:00:00	0	N/A	N/A	N/A
15:00:00	0	N/A	N/A	N/A
16:00:00	0	N/A	N/A	N/A
17:00:00	0	N/A	N/A	N/A
18:00:00	0	N/A	N/A	N/A
19:00:00	0	N/A	N/A	N/A
20:00:00	0	N/A	N/A	N/A
21:00:00	0	N/A	N/A	N/A
22:00:00	0	N/A	N/A	N/A
23:00:00	0	N/A	N/A	N/A

Starting Hour	Count	Average Speed of all Traffic	Violator Counts	Average Speed of Violators
00:00:00	0	N/A	N/A	N/A
01:00:00	0	N/A	N/A	N/A
02:00:00	0	N/A	N/A	N/A
03:00:00	0	N/A	N/A	N/A
04:00:00	0	N/A	N/A	N/A
05:00:00	0	N/A	N/A	N/A
06:00:00	0	N/A	N/A	N/A
07:00:00	0	N/A	N/A	N/A
08:00:00	0	N/A	N/A	N/A
09:00:00	0	N/A	N/A	N/A
10:00:00	0	N/A	N/A	N/A
11:00:00	0	N/A	N/A	N/A
12:00:00	0	N/A	N/A	N/A
13:00:00	0	N/A	N/A	N/A
14:00:00	0	N/A	N/A	N/A
15:00:00	0	N/A	N/A	N/A
16:00:00	0	N/A	N/A	N/A
17:00:00	0	N/A	N/A	N/A
18:00:00	0	N/A	N/A	N/A
19:00:00	0	N/A	N/A	N/A
20:00:00	0	N/A	N/A	N/A
21:00:00	0	N/A	N/A	N/A
22:00:00	0	N/A	N/A	N/A
23:00:00	0	N/A	N/A	N/A
00:00:00	0	N/A	N/A	N/A
01:00:00	0	N/A	N/A	N/A
02:00:00	0	N/A	N/A	N/A
03:00:00	0	N/A	N/A	N/A
04:00:00	0	N/A	N/A	N/A
05:00:00	0	N/A	N/A	N/A
06:00:00	0	N/A	N/A	N/A
07:00:00	0	N/A	N/A	N/A
08:00:00	0	N/A	N/A	N/A
09:00:00	0	N/A	N/A	N/A
10:00:00	0	N/A	N/A	N/A
11:00:00	0	N/A	N/A	N/A
12:00:00	0	N/A	N/A	N/A
13:00:00	0	N/A	N/A	N/A
14:00:00	0	N/A	N/A	N/A
15:00:00	0	N/A	N/A	N/A
16:00:00	0	N/A	N/A	N/A
17:00:00	0	N/A	N/A	N/A
18:00:00	0	N/A	N/A	N/A
19:00:00	0	N/A	N/A	N/A
20:00:00	0	N/A	N/A	N/A
21:00:00	0	N/A	N/A	N/A
22:00:00	0	N/A	N/A	N/A
23:00:00	0	N/A	N/A	N/A
00:00:00	0	N/A	N/A	N/A
01:00:00	0	N/A	N/A	N/A
02:00:00	0	N/A	N/A	N/A

Starting Hour	Count	Average Speed of all Traffic	Violator Counts	Average Speed of Violators
03:00:00	0	N/A	N/A	N/A
04:00:00	0	N/A	N/A	N/A
05:00:00	0	N/A	N/A	N/A
06:00:00	0	N/A	N/A	N/A
07:00:00	0	N/A	N/A	N/A
08:00:00	0	N/A	N/A	N/A
09:00:00	0	N/A	N/A	N/A
10:00:00	0	N/A	N/A	N/A
11:00:00	0	N/A	N/A	N/A
12:00:00	0	N/A	N/A	N/A
13:00:00	0	N/A	N/A	N/A
14:00:00	0	N/A	N/A	N/A
15:00:00	0	N/A	N/A	N/A
16:00:00	0	N/A	N/A	N/A
17:00:00	0	N/A	N/A	N/A
18:00:00	0	N/A	N/A	N/A
19:00:00	0	N/A	N/A	N/A
20:00:00	0	N/A	N/A	N/A
21:00:00	0	N/A	N/A	N/A
22:00:00	0	N/A	N/A	N/A
23:00:00	0	N/A	N/A	N/A
00:00:00	0	N/A	N/A	N/A
01:00:00	0	N/A	N/A	N/A
02:00:00	0	N/A	N/A	N/A
03:00:00	0	N/A	N/A	N/A
04:00:00	0	N/A	N/A	N/A
05:00:00	0	N/A	N/A	N/A
06:00:00	0	N/A	N/A	N/A
07:00:00	0	N/A	N/A	N/A
08:00:00	0	N/A	N/A	N/A
09:00:00	0	N/A	N/A	N/A
10:00:00	0	N/A	N/A	N/A
11:00:00	0	N/A	N/A	N/A
12:00:00	0	N/A	N/A	N/A
13:00:00	0	N/A	N/A	N/A
14:00:00	0	N/A	N/A	N/A
15:00:00	0	N/A	N/A	N/A
16:00:00	0	N/A	N/A	N/A
17:00:00	0	N/A	N/A	N/A
18:00:00	0	N/A	N/A	N/A
19:00:00	0	N/A	N/A	N/A
20:00:00	0	N/A	N/A	N/A
21:00:00	0	N/A	N/A	N/A
22:00:00	0	N/A	N/A	N/A
23:00:00	0	N/A	N/A	N/A
00:00:00	0	N/A	N/A	N/A
01:00:00	0	N/A	N/A	N/A
02:00:00	0	N/A	N/A	N/A
03:00:00	0	N/A	N/A	N/A
04:00:00	0	N/A	N/A	N/A
05:00:00	0	N/A	N/A	N/A

Starting Hour	Count	Average Speed of all Traffic	Violator Counts	Average Speed of Violators
06:00:00	0	N/A	N/A	N/A
07:00:00	0	N/A	N/A	N/A
08:00:00	0	N/A	N/A	N/A
09:00:00	0	N/A	N/A	N/A
10:00:00	0	N/A	N/A	N/A
11:00:00	0	N/A	N/A	N/A
12:00:00	0	N/A	N/A	N/A
13:00:00	0	N/A	N/A	N/A
14:00:00	0	N/A	N/A	N/A
15:00:00	0	N/A	N/A	N/A
16:00:00	0	N/A	N/A	N/A
17:00:00	0	N/A	N/A	N/A
18:00:00	0	N/A	N/A	N/A
19:00:00	0	N/A	N/A	N/A
20:00:00	0	N/A	N/A	N/A
21:00:00	0	N/A	N/A	N/A
22:00:00	0	N/A	N/A	N/A
23:00:00	0	N/A	N/A	N/A
00:00:00	0	N/A	N/A	N/A
01:00:00	0	N/A	N/A	N/A
02:00:00	0	N/A	N/A	N/A
03:00:00	0	N/A	N/A	N/A
04:00:00	0	N/A	N/A	N/A
05:00:00	0	N/A	N/A	N/A
06:00:00	0	N/A	N/A	N/A
07:00:00	0	N/A	N/A	N/A
08:00:00	0	N/A	N/A	N/A
09:00:00	0	N/A	N/A	N/A
10:00:00	0	N/A	N/A	N/A
11:00:00	0	N/A	N/A	N/A
12:00:00	0	N/A	N/A	N/A
13:00:00	0	N/A	N/A	N/A
14:00:00	0	N/A	N/A	N/A
15:00:00	0	N/A	N/A	N/A
16:00:00	0	N/A	N/A	N/A
17:00:00	0	N/A	N/A	N/A
18:00:00	0	N/A	N/A	N/A
19:00:00	0	N/A	N/A	N/A
20:00:00	0	N/A	N/A	N/A
21:00:00	0	N/A	N/A	N/A
22:00:00	0	N/A	N/A	N/A
23:00:00	0	N/A	N/A	N/A
00:00:00	0	N/A	N/A	N/A
01:00:00	0	N/A	N/A	N/A
02:00:00	0	N/A	N/A	N/A
03:00:00	0	N/A	N/A	N/A
04:00:00	0	N/A	N/A	N/A
05:00:00	0	N/A	N/A	N/A
06:00:00	0	N/A	N/A	N/A
07:00:00	0	N/A	N/A	N/A
08:00:00	0	N/A	N/A	N/A

Starting Hour	Count	Average Speed of all Traffic	Violator Counts	Average Speed of Violators
09:00:00	0	N/A	N/A	N/A
10:00:00	0	N/A	N/A	N/A
11:00:00	0	N/A	N/A	N/A
12:00:00	0	N/A	N/A	N/A
13:00:00	0	N/A	N/A	N/A
14:00:00	0	N/A	N/A	N/A
15:00:00	0	N/A	N/A	N/A
16:00:00	0	N/A	N/A	N/A
17:00:00	0	N/A	N/A	N/A
18:00:00	0	N/A	N/A	N/A
19:00:00	0	N/A	N/A	N/A
20:00:00	0	N/A	N/A	N/A
21:00:00	0	N/A	N/A	N/A
22:00:00	0	N/A	N/A	N/A
23:00:00	0	N/A	N/A	N/A
00:00:00	0	N/A	N/A	N/A
01:00:00	0	N/A	N/A	N/A
02:00:00	0	N/A	N/A	N/A
03:00:00	0	N/A	N/A	N/A
04:00:00	0	N/A	N/A	N/A
05:00:00	0	N/A	N/A	N/A
06:00:00	0	N/A	N/A	N/A
07:00:00	0	N/A	N/A	N/A
08:00:00	0	N/A	N/A	N/A
09:00:00	0	N/A	N/A	N/A
10:00:00	0	N/A	N/A	N/A
11:00:00	0	N/A	N/A	N/A
12:00:00	0	N/A	N/A	N/A
13:00:00	0	N/A	N/A	N/A
14:00:00	0	N/A	N/A	N/A
15:00:00	0	N/A	N/A	N/A
16:00:00	0	N/A	N/A	N/A
17:00:00	0	N/A	N/A	N/A
18:00:00	0	N/A	N/A	N/A
19:00:00	0	N/A	N/A	N/A
20:00:00	0	N/A	N/A	N/A
21:00:00	0	N/A	N/A	N/A
22:00:00	0	N/A	N/A	N/A
23:00:00	0	N/A	N/A	N/A
00:00:00	0	N/A	N/A	N/A
01:00:00	0	N/A	N/A	N/A
02:00:00	0	N/A	N/A	N/A
03:00:00	0	N/A	N/A	N/A
04:00:00	0	N/A	N/A	N/A
05:00:00	0	N/A	N/A	N/A
06:00:00	0	N/A	N/A	N/A
07:00:00	0	N/A	N/A	N/A
08:00:00	0	N/A	N/A	N/A
09:00:00	0	N/A	N/A	N/A
10:00:00	0	N/A	N/A	N/A
11:00:00	0	N/A	N/A	N/A

Starting Hour	Count	Average Speed of all Traffic	Violator Counts	Average Speed of Violators
12:00:00	0	N/A	N/A	N/A
13:00:00	0	N/A	N/A	N/A
14:00:00	0	N/A	N/A	N/A
15:00:00	0	N/A	N/A	N/A
16:00:00	0	N/A	N/A	N/A
17:00:00	0	N/A	N/A	N/A
18:00:00	0	N/A	N/A	N/A
19:00:00	0	N/A	N/A	N/A
20:00:00	0	N/A	N/A	N/A
21:00:00	0	N/A	N/A	N/A
22:00:00	0	N/A	N/A	N/A
23:00:00	0	N/A	N/A	N/A
00:00:00	0	N/A	N/A	N/A
01:00:00	0	N/A	N/A	N/A
02:00:00	0	N/A	N/A	N/A
03:00:00	0	N/A	N/A	N/A
04:00:00	0	N/A	N/A	N/A
05:00:00	0	N/A	N/A	N/A
06:00:00	0	N/A	N/A	N/A
07:00:00	0	N/A	N/A	N/A
08:00:00	0	N/A	N/A	N/A
09:00:00	0	N/A	N/A	N/A
10:00:00	0	N/A	N/A	N/A
11:00:00	0	N/A	N/A	N/A
12:00:00	0	N/A	N/A	N/A
13:00:00	0	N/A	N/A	N/A
14:00:00	0	N/A	N/A	N/A
15:00:00	0	N/A	N/A	N/A
16:00:00	0	N/A	N/A	N/A
17:00:00	0	N/A	N/A	N/A
18:00:00	0	N/A	N/A	N/A
19:00:00	0	N/A	N/A	N/A
20:00:00	0	N/A	N/A	N/A
21:00:00	0	N/A	N/A	N/A
22:00:00	0	N/A	N/A	N/A
23:00:00	0	N/A	N/A	N/A
00:00:00	0	N/A	N/A	N/A
01:00:00	0	N/A	N/A	N/A
02:00:00	0	N/A	N/A	N/A
03:00:00	0	N/A	N/A	N/A
04:00:00	0	N/A	N/A	N/A
05:00:00	0	N/A	N/A	N/A
06:00:00	0	N/A	N/A	N/A
07:00:00	0	N/A	N/A	N/A
08:00:00	0	N/A	N/A	N/A
09:00:00	0	N/A	N/A	N/A
10:00:00	0	N/A	N/A	N/A
11:00:00	0	N/A	N/A	N/A
12:00:00	0	N/A	N/A	N/A
13:00:00	0	N/A	N/A	N/A
14:00:00	0	N/A	N/A	N/A

Starting Hour	Count	Average Speed of all Traffic	Violator Counts	Average Speed of Violators
15:00:00	0	N/A	N/A	N/A
16:00:00	0	N/A	N/A	N/A
17:00:00	0	N/A	N/A	N/A
18:00:00	0	N/A	N/A	N/A
19:00:00	0	N/A	N/A	N/A
20:00:00	0	N/A	N/A	N/A
21:00:00	0	N/A	N/A	N/A
22:00:00	0	N/A	N/A	N/A
23:00:00	0	N/A	N/A	N/A
00:00:00	0	N/A	N/A	N/A
01:00:00	0	N/A	N/A	N/A
02:00:00	0	N/A	N/A	N/A
03:00:00	0	N/A	N/A	N/A
04:00:00	0	N/A	N/A	N/A
05:00:00	0	N/A	N/A	N/A
06:00:00	0	N/A	N/A	N/A
07:00:00	0	N/A	N/A	N/A
08:00:00	0	N/A	N/A	N/A
09:00:00	0	N/A	N/A	N/A
10:00:00	0	N/A	N/A	N/A
11:00:00	0	N/A	N/A	N/A
12:00:00	0	N/A	N/A	N/A
13:00:00	0	N/A	N/A	N/A
14:00:00	0	N/A	N/A	N/A
15:00:00	0	N/A	N/A	N/A
16:00:00	0	N/A	N/A	N/A
17:00:00	0	N/A	N/A	N/A
18:00:00	0	N/A	N/A	N/A
19:00:00	0	N/A	N/A	N/A
20:00:00	0	N/A	N/A	N/A
21:00:00	0	N/A	N/A	N/A
22:00:00	0	N/A	N/A	N/A
23:00:00	0	N/A	N/A	N/A
00:00:00	0	N/A	N/A	N/A
01:00:00	0	N/A	N/A	N/A
02:00:00	0	N/A	N/A	N/A
03:00:00	0	N/A	N/A	N/A
04:00:00	0	N/A	N/A	N/A
05:00:00	0	N/A	N/A	N/A
06:00:00	0	N/A	N/A	N/A
07:00:00	0	N/A	N/A	N/A
08:00:00	0	N/A	N/A	N/A
09:00:00	0	N/A	N/A	N/A
10:00:00	0	N/A	N/A	N/A
11:00:00	0	N/A	N/A	N/A
12:00:00	0	N/A	N/A	N/A
13:00:00	0	N/A	N/A	N/A
14:00:00	0	N/A	N/A	N/A
15:00:00	0	N/A	N/A	N/A
16:00:00	0	N/A	N/A	N/A
17:00:00	0	N/A	N/A	N/A

Starting Hour	Count	Average Speed of all Traffic	Violator Counts	Average Speed of Violators
18:00:00	0	N/A	N/A	N/A
19:00:00	0	N/A	N/A	N/A
20:00:00	0	N/A	N/A	N/A
21:00:00	0	N/A	N/A	N/A
22:00:00	0	N/A	N/A	N/A
23:00:00	0	N/A	N/A	N/A
00:00:00	0	N/A	N/A	N/A
01:00:00	0	N/A	N/A	N/A
02:00:00	0	N/A	N/A	N/A
03:00:00	0	N/A	N/A	N/A
04:00:00	0	N/A	N/A	N/A
05:00:00	0	N/A	N/A	N/A
06:00:00	0	N/A	N/A	N/A
07:00:00	0	N/A	N/A	N/A
08:00:00	0	N/A	N/A	N/A
09:00:00	0	N/A	N/A	N/A
10:00:00	0	N/A	N/A	N/A
11:00:00	0	N/A	N/A	N/A
12:00:00	0	N/A	N/A	N/A
13:00:00	0	N/A	N/A	N/A
14:00:00	0	N/A	N/A	N/A
15:00:00	0	N/A	N/A	N/A
16:00:00	0	N/A	N/A	N/A
17:00:00	0	N/A	N/A	N/A
18:00:00	0	N/A	N/A	N/A
19:00:00	0	N/A	N/A	N/A
20:00:00	0	N/A	N/A	N/A
21:00:00	0	N/A	N/A	N/A
22:00:00	0	N/A	N/A	N/A
23:00:00	0	N/A	N/A	N/A
00:00:00	0	N/A	N/A	N/A
01:00:00	0	N/A	N/A	N/A
02:00:00	0	N/A	N/A	N/A
03:00:00	0	N/A	N/A	N/A
04:00:00	0	N/A	N/A	N/A
05:00:00	0	N/A	N/A	N/A
06:00:00	0	N/A	N/A	N/A
07:00:00	0	N/A	N/A	N/A
08:00:00	0	N/A	N/A	N/A
09:00:00	0	N/A	N/A	N/A
10:00:00	0	N/A	N/A	N/A
11:00:00	0	N/A	N/A	N/A
12:00:00	0	N/A	N/A	N/A
13:00:00	0	N/A	N/A	N/A
14:00:00	0	N/A	N/A	N/A
15:00:00	0	N/A	N/A	N/A
16:00:00	0	N/A	N/A	N/A
17:00:00	0	N/A	N/A	N/A
18:00:00	0	N/A	N/A	N/A
19:00:00	0	N/A	N/A	N/A
20:00:00	0	N/A	N/A	N/A

Starting Hour	Count	Average Speed of all Traffic	Violator Counts	Average Speed of Violators
21:00:00	0	N/A	N/A	N/A
22:00:00	0	N/A	N/A	N/A
23:00:00	0	N/A	N/A	N/A
00:00:00	0	N/A	N/A	N/A
01:00:00	0	N/A	N/A	N/A
02:00:00	0	N/A	N/A	N/A
03:00:00	0	N/A	N/A	N/A
04:00:00	0	N/A	N/A	N/A
05:00:00	0	N/A	N/A	N/A
06:00:00	0	N/A	N/A	N/A
07:00:00	0	N/A	N/A	N/A
08:00:00	0	N/A	N/A	N/A
09:00:00	0	N/A	N/A	N/A
10:00:00	0	N/A	N/A	N/A
11:00:00	0	N/A	N/A	N/A
12:00:00	0	N/A	N/A	N/A
13:00:00	0	N/A	N/A	N/A
14:00:00	0	N/A	N/A	N/A
15:00:00	0	N/A	N/A	N/A
16:00:00	0	N/A	N/A	N/A
17:00:00	0	N/A	N/A	N/A
18:00:00	0	N/A	N/A	N/A
19:00:00	0	N/A	N/A	N/A
20:00:00	0	N/A	N/A	N/A
21:00:00	0	N/A	N/A	N/A
22:00:00	0	N/A	N/A	N/A
23:00:00	0	N/A	N/A	N/A
00:00:00	0	N/A	N/A	N/A
01:00:00	0	N/A	N/A	N/A
02:00:00	0	N/A	N/A	N/A
03:00:00	0	N/A	N/A	N/A
04:00:00	0	N/A	N/A	N/A
05:00:00	0	N/A	N/A	N/A
06:00:00	0	N/A	N/A	N/A
07:00:00	0	N/A	N/A	N/A
08:00:00	0	N/A	N/A	N/A
09:00:00	0	N/A	N/A	N/A
10:00:00	0	N/A	N/A	N/A
11:00:00	0	N/A	N/A	N/A
12:00:00	0	N/A	N/A	N/A
13:00:00	0	N/A	N/A	N/A
14:00:00	0	N/A	N/A	N/A
15:00:00	0	N/A	N/A	N/A
16:00:00	0	N/A	N/A	N/A
17:00:00	0	N/A	N/A	N/A
18:00:00	0	N/A	N/A	N/A
19:00:00	0	N/A	N/A	N/A
20:00:00	0	N/A	N/A	N/A
21:00:00	0	N/A	N/A	N/A
22:00:00	0	N/A	N/A	N/A
23:00:00	0	N/A	N/A	N/A

Starting Hour	Count	Average Speed of all Traffic	Violator Counts	Average Speed of Violators
00:00:00	0	N/A	N/A	N/A
01:00:00	0	N/A	N/A	N/A
02:00:00	0	N/A	N/A	N/A
03:00:00	0	N/A	N/A	N/A
04:00:00	0	N/A	N/A	N/A
05:00:00	0	N/A	N/A	N/A
06:00:00	0	N/A	N/A	N/A
07:00:00	0	N/A	N/A	N/A
08:00:00	0	N/A	N/A	N/A
09:00:00	0	N/A	N/A	N/A
10:00:00	0	N/A	N/A	N/A
11:00:00	0	N/A	N/A	N/A
12:00:00	0	N/A	N/A	N/A
13:00:00	0	N/A	N/A	N/A
14:00:00	0	N/A	N/A	N/A
15:00:00	0	N/A	N/A	N/A
16:00:00	0	N/A	N/A	N/A
17:00:00	0	N/A	N/A	N/A
18:00:00	0	N/A	N/A	N/A
19:00:00	0	N/A	N/A	N/A
20:00:00	0	N/A	N/A	N/A
21:00:00	0	N/A	N/A	N/A
22:00:00	0	N/A	N/A	N/A
23:00:00	0	N/A	N/A	N/A
00:00:00	0	N/A	N/A	N/A
01:00:00	0	N/A	N/A	N/A
02:00:00	0	N/A	N/A	N/A
03:00:00	0	N/A	N/A	N/A
04:00:00	0	N/A	N/A	N/A
05:00:00	0	N/A	N/A	N/A
06:00:00	0	N/A	N/A	N/A
07:00:00	0	N/A	N/A	N/A
08:00:00	0	N/A	N/A	N/A
09:00:00	0	N/A	N/A	N/A
10:00:00	0	N/A	N/A	N/A
11:00:00	0	N/A	N/A	N/A
12:00:00	0	N/A	N/A	N/A
13:00:00	0	N/A	N/A	N/A
14:00:00	0	N/A	N/A	N/A
15:00:00	0	N/A	N/A	N/A
16:00:00	0	N/A	N/A	N/A
17:00:00	0	N/A	N/A	N/A
18:00:00	0	N/A	N/A	N/A
19:00:00	0	N/A	N/A	N/A
20:00:00	0	N/A	N/A	N/A
21:00:00	0	N/A	N/A	N/A
22:00:00	0	N/A	N/A	N/A
23:00:00	0	N/A	N/A	N/A
00:00:00	0	N/A	N/A	N/A
01:00:00	0	N/A	N/A	N/A
02:00:00	0	N/A	N/A	N/A

Starting Hour	Count	Average Speed of all Traffic	Violator Counts	Average Speed of Violators
03:00:00	0	N/A	N/A	N/A
04:00:00	0	N/A	N/A	N/A
05:00:00	0	N/A	N/A	N/A
06:00:00	0	N/A	N/A	N/A
07:00:00	0	N/A	N/A	N/A
08:00:00	0	N/A	N/A	N/A
09:00:00	0	N/A	N/A	N/A
10:00:00	0	N/A	N/A	N/A
11:00:00	0	N/A	N/A	N/A
12:00:00	0	N/A	N/A	N/A
13:00:00	0	N/A	N/A	N/A
14:00:00	0	N/A	N/A	N/A
15:00:00	0	N/A	N/A	N/A
16:00:00	0	N/A	N/A	N/A
17:00:00	0	N/A	N/A	N/A
18:00:00	0	N/A	N/A	N/A
19:00:00	0	N/A	N/A	N/A
20:00:00	0	N/A	N/A	N/A
21:00:00	0	N/A	N/A	N/A
22:00:00	0	N/A	N/A	N/A
23:00:00	0	N/A	N/A	N/A
00:00:00	0	N/A	N/A	N/A
01:00:00	0	N/A	N/A	N/A
02:00:00	0	N/A	N/A	N/A
03:00:00	0	N/A	N/A	N/A
04:00:00	0	N/A	N/A	N/A
05:00:00	0	N/A	N/A	N/A
06:00:00	0	N/A	N/A	N/A
07:00:00	0	N/A	N/A	N/A
08:00:00	0	N/A	N/A	N/A
09:00:00	0	N/A	N/A	N/A
10:00:00	0	N/A	N/A	N/A
11:00:00	0	N/A	N/A	N/A
12:00:00	0	N/A	N/A	N/A
13:00:00	0	N/A	N/A	N/A
14:00:00	0	N/A	N/A	N/A
15:00:00	0	N/A	N/A	N/A
16:00:00	0	N/A	N/A	N/A
17:00:00	0	N/A	N/A	N/A
18:00:00	0	N/A	N/A	N/A
19:00:00	0	N/A	N/A	N/A
20:00:00	0	N/A	N/A	N/A
21:00:00	0	N/A	N/A	N/A
22:00:00	0	N/A	N/A	N/A
23:00:00	0	N/A	N/A	N/A
00:00:00	0	N/A	N/A	N/A
01:00:00	0	N/A	N/A	N/A
02:00:00	0	N/A	N/A	N/A
03:00:00	0	N/A	N/A	N/A
04:00:00	0	N/A	N/A	N/A
05:00:00	0	N/A	N/A	N/A

Starting Hour	Count	Average Speed of all Traffic	Violator Counts	Average Speed of Violators
06:00:00	0	N/A	N/A	N/A
07:00:00	0	N/A	N/A	N/A
08:00:00	0	N/A	N/A	N/A
09:00:00	0	N/A	N/A	N/A
10:00:00	0	N/A	N/A	N/A
11:00:00	0	N/A	N/A	N/A
12:00:00	0	N/A	N/A	N/A
13:00:00	0	N/A	N/A	N/A
14:00:00	0	N/A	N/A	N/A
15:00:00	0	N/A	N/A	N/A
16:00:00	0	N/A	N/A	N/A
17:00:00	0	N/A	N/A	N/A
18:00:00	0	N/A	N/A	N/A
19:00:00	0	N/A	N/A	N/A
20:00:00	0	N/A	N/A	N/A
21:00:00	0	N/A	N/A	N/A
22:00:00	0	N/A	N/A	N/A
23:00:00	0	N/A	N/A	N/A
00:00:00	0	N/A	N/A	N/A
01:00:00	0	N/A	N/A	N/A
02:00:00	0	N/A	N/A	N/A
03:00:00	0	N/A	N/A	N/A
04:00:00	0	N/A	N/A	N/A
05:00:00	0	N/A	N/A	N/A
06:00:00	0	N/A	N/A	N/A
07:00:00	0	N/A	N/A	N/A
08:00:00	0	N/A	N/A	N/A
09:00:00	0	N/A	N/A	N/A
10:00:00	0	N/A	N/A	N/A
11:00:00	0	N/A	N/A	N/A
12:00:00	0	N/A	N/A	N/A
13:00:00	0	N/A	N/A	N/A
14:00:00	0	N/A	N/A	N/A
15:00:00	0	N/A	N/A	N/A
16:00:00	0	N/A	N/A	N/A
17:00:00	0	N/A	N/A	N/A
18:00:00	0	N/A	N/A	N/A
19:00:00	0	N/A	N/A	N/A
20:00:00	0	N/A	N/A	N/A
21:00:00	0	N/A	N/A	N/A
22:00:00	0	N/A	N/A	N/A
23:00:00	0	N/A	N/A	N/A
00:00:00	0	N/A	N/A	N/A
01:00:00	0	N/A	N/A	N/A
02:00:00	0	N/A	N/A	N/A
03:00:00	0	N/A	N/A	N/A
04:00:00	0	N/A	N/A	N/A
05:00:00	0	N/A	N/A	N/A
06:00:00	0	N/A	N/A	N/A
07:00:00	0	N/A	N/A	N/A
08:00:00	0	N/A	N/A	N/A

Starting Hour	Count	Average Speed of all Traffic	Violator Counts	Average Speed of Violators
09:00:00	0	N/A	N/A	N/A
10:00:00	0	N/A	N/A	N/A
11:00:00	0	N/A	N/A	N/A
12:00:00	0	N/A	N/A	N/A
13:00:00	0	N/A	N/A	N/A
14:00:00	0	N/A	N/A	N/A
15:00:00	0	N/A	N/A	N/A
16:00:00	0	N/A	N/A	N/A
17:00:00	0	N/A	N/A	N/A
18:00:00	0	N/A	N/A	N/A
19:00:00	0	N/A	N/A	N/A
20:00:00	0	N/A	N/A	N/A
21:00:00	0	N/A	N/A	N/A
22:00:00	0	N/A	N/A	N/A
23:00:00	0	N/A	N/A	N/A
00:00:00	0	N/A	N/A	N/A
01:00:00	0	N/A	N/A	N/A
02:00:00	0	N/A	N/A	N/A
03:00:00	0	N/A	N/A	N/A
04:00:00	0	N/A	N/A	N/A
05:00:00	0	N/A	N/A	N/A
06:00:00	0	N/A	N/A	N/A
07:00:00	0	N/A	N/A	N/A
08:00:00	0	N/A	N/A	N/A
09:00:00	0	N/A	N/A	N/A
10:00:00	0	N/A	N/A	N/A
11:00:00	0	N/A	N/A	N/A
12:00:00	0	N/A	N/A	N/A
13:00:00	0	N/A	N/A	N/A
14:00:00	0	N/A	N/A	N/A
15:00:00	0	N/A	N/A	N/A
16:00:00	0	N/A	N/A	N/A
17:00:00	0	N/A	N/A	N/A
18:00:00	0	N/A	N/A	N/A
19:00:00	0	N/A	N/A	N/A
20:00:00	0	N/A	N/A	N/A
21:00:00	0	N/A	N/A	N/A
22:00:00	0	N/A	N/A	N/A
23:00:00	0	N/A	N/A	N/A
00:00:00	0	N/A	N/A	N/A
01:00:00	0	N/A	N/A	N/A
02:00:00	0	N/A	N/A	N/A
03:00:00	0	N/A	N/A	N/A
04:00:00	0	N/A	N/A	N/A
05:00:00	0	N/A	N/A	N/A
06:00:00	0	N/A	N/A	N/A
07:00:00	0	N/A	N/A	N/A
08:00:00	0	N/A	N/A	N/A
09:00:00	0	N/A	N/A	N/A
10:00:00	0	N/A	N/A	N/A
11:00:00	0	N/A	N/A	N/A

Starting Hour	Count	Average Speed of all Traffic	Violator Counts	Average Speed of Violators
12:00:00	0	N/A	N/A	N/A
13:00:00	0	N/A	N/A	N/A
14:00:00	0	N/A	N/A	N/A
15:00:00	0	N/A	N/A	N/A
16:00:00	0	N/A	N/A	N/A
17:00:00	0	N/A	N/A	N/A
18:00:00	0	N/A	N/A	N/A
19:00:00	0	N/A	N/A	N/A
20:00:00	0	N/A	N/A	N/A
21:00:00	0	N/A	N/A	N/A
22:00:00	0	N/A	N/A	N/A
23:00:00	0	N/A	N/A	N/A
00:00:00	0	N/A	N/A	N/A
01:00:00	0	N/A	N/A	N/A
02:00:00	0	N/A	N/A	N/A
03:00:00	0	N/A	N/A	N/A
04:00:00	0	N/A	N/A	N/A
05:00:00	0	N/A	N/A	N/A
06:00:00	0	N/A	N/A	N/A
07:00:00	0	N/A	N/A	N/A
08:00:00	0	N/A	N/A	N/A
09:00:00	0	N/A	N/A	N/A
10:00:00	0	N/A	N/A	N/A
11:00:00	52	7.7	26	36.0
12:00:00	250	9.0	131	36.0
13:00:00	251	8.3	127	36.0
14:00:00	214	9.2	94	35.6
15:00:00	247	8.3	137	35.8
16:00:00	222	9.3	132	37.0
17:00:00	171	11.5	100	36.3
18:00:00	123	14.4	84	38.0
19:00:00	73	20.5	49	38.3
20:00:00	45	23.1	26	39.2
21:00:00	43	22.2	33	36.4
22:00:00	33	26.3	22	38.4
23:00:00	20	35.3	18	40.6
00:00:00	13	37.5	10	40.5
01:00:00	2	42.5	2	42.5
02:00:00	3	37.5	3	37.5
03:00:00	6	40.8	6	40.8
04:00:00	11	42.7	11	47.0
05:00:00	17	36.8	17	38.7
06:00:00	47	28.7	38	39.6
07:00:00	74	20.0	57	37.3
08:00:00	143	12.9	90	36.8
09:00:00	209	7.7	119	35.1
10:00:00	245	7.5	125	35.6
11:00:00	254	7.5	123	35.7
12:00:00	231	7.7	139	35.2
13:00:00	250	8.2	133	35.9
14:00:00	251	7.5	120	35.8

Starting Hour	Count	Average Speed of all Traffic	Violator Counts	Average Speed of Violators
15:00:00	241	9.5	145	37.1
16:00:00	239	8.7	153	35.9
17:00:00	208	10.6	157	36.3
18:00:00	149	12.9	100	36.3
19:00:00	97	16.9	71	37.4
20:00:00	60	21.8	46	36.7
21:00:00	40	23.8	29	37.3
22:00:00	20	30.5	17	39.6
23:00:00	5	40.5	4	43.8
00:00:00	4	35.0	3	37.5
01:00:00	4	26.9	3	40.8
02:00:00	2	47.5	2	47.5
03:00:00	9	39.4	9	44.2
04:00:00	50	24.9	36	41.5
05:00:00	196	10.8	128	37.6
06:00:00	359	6.4	186	35.9
07:00:00	369	5.3	162	35.1
08:00:00	284	7.5	126	35.4
09:00:00	262	7.6	144	35.6
10:00:00	257	8.0	142	35.5
11:00:00	267	7.8	124	35.6
12:00:00	265	8.0	124	35.6
13:00:00	333	6.6	167	35.6
14:00:00	374	6.4	205	36.2
15:00:00	402	5.6	195	36.0
16:00:00	395	5.6	198	35.5
17:00:00	213	10.0	136	37.2
18:00:00	158	12.6	90	37.9
19:00:00	113	16.3	73	37.4
20:00:00	65	18.8	42	35.1
21:00:00	51	21.6	36	37.6
22:00:00	15	32.2	13	38.3
23:00:00	22	32.5	17	42.2
00:00:00	7	37.5	7	37.5
01:00:00	12	39.2	11	40.2
02:00:00	1	42.5	1	42.5
03:00:00	18	35.3	15	43.2
04:00:00	39	29.8	33	40.8
05:00:00	220	9.5	143	38.2
06:00:00	356	6.8	191	36.3
07:00:00	407	5.5	167	34.9
08:00:00	263	7.2	99	35.1
09:00:00	285	6.2	107	34.6
10:00:00	268	7.3	128	35.2
11:00:00	316	6.9	165	35.5
12:00:00	292	6.8	144	35.6
13:00:00	289	7.0	127	35.1
14:00:00	382	5.8	161	35.5
15:00:00	436	5.3	188	35.8
16:00:00	437	5.9	221	36.4
17:00:00	247	8.0	103	35.3

Starting Hour	Count	Average Speed of all Traffic	Violator Counts	Average Speed of Violators
18:00:00	191	10.6	111	36.1
19:00:00	92	17.1	57	37.1
20:00:00	70	16.9	39	35.6
21:00:00	51	22.5	36	37.2
22:00:00	26	31.8	23	39.7
23:00:00	18	34.4	16	40.3
00:00:00	12	37.9	11	38.9
01:00:00	10	32.3	6	40.0
02:00:00	14	31.6	13	42.5
03:00:00	17	26.6	8	45.0
04:00:00	118	8.8	31	39.8
05:00:00	185	10.5	107	36.8
06:00:00	366	5.4	180	35.2
07:00:00	391	4.9	157	34.1
08:00:00	287	7.0	128	35.2
09:00:00	253	7.6	102	35.2
10:00:00	282	7.4	135	35.1
11:00:00	273	7.0	142	35.3
12:00:00	307	7.5	140	35.9
13:00:00	315	6.0	151	35.1
14:00:00	351	6.0	178	35.7
15:00:00	426	4.9	200	34.8
16:00:00	441	4.6	213	35.3
17:00:00	261	9.0	155	36.5
18:00:00	138	13.5	84	36.8
19:00:00	100	16.8	64	37.1
20:00:00	73	20.3	50	36.6
21:00:00	41	23.2	23	37.9
22:00:00	71	10.1	17	38.4
23:00:00	16	36.1	13	41.3
00:00:00	17	30.9	16	37.5
01:00:00	4	41.3	4	41.3
02:00:00	6	26.3	3	40.8
03:00:00	16	29.7	10	40.0
04:00:00	47	27.2	40	41.1
05:00:00	177	11.0	127	37.4
06:00:00	395	5.4	197	35.3
07:00:00	388	5.4	169	35.0
08:00:00	259	7.0	117	35.8
09:00:00	273	7.4	139	35.5
10:00:00	248	8.0	123	35.5
11:00:00	287	7.5	135	35.4
12:00:00	268	7.5	123	35.4
13:00:00	340	6.4	177	35.6
14:00:00	354	6.7	188	36.1
15:00:00	458	4.7	207	35.8
16:00:00	384	6.3	224	35.9
17:00:00	270	7.3	143	35.7
18:00:00	152	12.7	84	37.0
19:00:00	80	16.9	47	36.9
20:00:00	81	18.5	51	36.3

Starting Hour	Count	Average Speed of all Traffic	Violator Counts	Average Speed of Violators
21:00:00	40	26.2	25	37.7
22:00:00	30	29.8	25	39.9
23:00:00	21	37.0	20	41.3
00:00:00	22	33.2	17	39.3
01:00:00	4	42.5	4	42.5
02:00:00	11	28.6	10	43.0
03:00:00	14	31.1	12	38.8
04:00:00	50	26.2	39	41.0
05:00:00	179	12.9	117	37.2
06:00:00	316	6.8	166	36.0
07:00:00	348	6.4	141	35.5
08:00:00	286	6.7	133	35.8
09:00:00	311	6.7	123	35.1
10:00:00	342	5.4	109	35.1
11:00:00	377	5.7	176	35.3
12:00:00	335	6.4	166	35.6
13:00:00	418	5.1	194	35.4
14:00:00	376	5.8	176	35.7
15:00:00	376	6.1	200	36.1
16:00:00	356	6.5	146	35.7
17:00:00	261	8.7	144	35.8
18:00:00	179	11.7	108	36.6
19:00:00	96	17.2	62	38.0
20:00:00	64	19.3	47	36.3
21:00:00	65	21.0	43	37.5
22:00:00	37	24.8	30	36.2
23:00:00	8	38.1	7	39.6
00:00:00	3	40.8	3	40.8
01:00:00	4	31.9	4	40.0
02:00:00	5	32.5	3	37.5
03:00:00	7	41.1	5	46.5
04:00:00	14	37.5	14	43.6
05:00:00	53	23.2	31	39.6
06:00:00	110	15.1	73	36.5
07:00:00	148	11.0	79	36.3
08:00:00	193	9.9	103	36.4
09:00:00	271	6.7	124	35.0
10:00:00	295	6.6	121	35.0
11:00:00	318	6.5	156	34.8
12:00:00	255	8.1	103	35.5
13:00:00	254	7.0	138	35.2
14:00:00	244	7.3	121	35.3
15:00:00	234	7.6	128	35.4
16:00:00	247	8.4	135	35.6
17:00:00	236	7.5	136	35.4
18:00:00	162	13.0	94	36.3
19:00:00	117	13.9	67	35.9
20:00:00	88	16.7	58	36.6
21:00:00	60	17.1	46	34.9
22:00:00	43	19.9	35	36.2
23:00:00	22	29.2	19	39.9

Starting Hour	Count	Average Speed of all Traffic	Violator Counts	Average Speed of Violators
00:00:00	12	37.9	11	47.0
01:00:00	8	42.5	8	42.5
02:00:00	10	27.5	7	36.8
03:00:00	7	32.9	5	40.5
04:00:00	10	40.0	10	40.0
05:00:00	41	24.6	32	37.5
06:00:00	53	21.0	37	36.8
07:00:00	93	16.0	61	37.4
08:00:00	122	13.3	66	35.8
09:00:00	231	9.2	116	35.7
10:00:00	297	6.2	121	35.1
11:00:00	289	6.8	127	35.3
12:00:00	232	7.0	95	35.2
13:00:00	283	6.6	122	34.8
14:00:00	263	6.4	102	34.6
15:00:00	285	6.2	140	34.3
16:00:00	276	6.7	123	35.0
17:00:00	215	9.7	152	36.8
18:00:00	190	9.3	119	35.2
19:00:00	141	12.6	82	36.8
20:00:00	107	15.9	73	37.0
21:00:00	40	26.7	27	37.7
22:00:00	23	28.2	21	38.2
23:00:00	8	33.8	5	37.5
00:00:00	2	42.5	2	42.5
01:00:00	2	40.0	2	40.0
02:00:00	4	43.8	4	43.8
03:00:00	15	34.8	11	38.9
04:00:00	54	23.5	39	38.9
05:00:00	197	11.5	129	38.0
06:00:00	388	6.0	199	35.9
07:00:00	349	6.8	148	35.6
08:00:00	293	6.9	125	35.3
09:00:00	282	6.7	96	35.5
10:00:00	304	6.5	105	35.5
11:00:00	280	7.1	123	35.9
12:00:00	264	7.2	109	35.0
13:00:00	292	6.9	136	35.2
14:00:00	336	6.6	193	35.5
15:00:00	421	5.2	217	35.1
16:00:00	379	5.6	152	35.7
17:00:00	253	7.6	131	35.6
18:00:00	156	12.2	97	36.4
19:00:00	115	14.6	73	36.5
20:00:00	79	16.2	46	35.9
21:00:00	52	21.2	40	36.8
22:00:00	173	2.9	9	36.9
23:00:00	178	2.7	12	37.1
00:00:00	26	29.1	22	38.0
01:00:00	12	25.2	9	35.8
02:00:00	3	39.2	3	39.2

Starting Hour	Count	Average Speed of all Traffic	Violator Counts	Average Speed of Violators
03:00:00	16	32.8	13	38.7
04:00:00	45	20.0	31	41.0
05:00:00	187	12.0	122	38.2
06:00:00	384	5.6	182	35.6
07:00:00	428	4.9	174	34.9
08:00:00	291	6.1	131	34.5
09:00:00	320	6.7	161	35.1
10:00:00	249	7.5	112	35.1
11:00:00	258	6.4	94	35.3
12:00:00	313	6.3	133	34.9
13:00:00	368	6.1	156	35.5
14:00:00	360	5.7	148	35.1
15:00:00	456	5.4	205	35.9
16:00:00	412	5.5	211	35.7
17:00:00	254	8.2	130	35.6
18:00:00	162	11.9	86	36.2
19:00:00	107	14.9	58	36.6
20:00:00	92	15.4	51	36.3
21:00:00	62	21.2	38	38.2
22:00:00	24	31.3	21	38.5
23:00:00	25	30.6	21	39.2
00:00:00	10	32.0	9	40.8
01:00:00	3	34.2	3	34.2
02:00:00	13	35.0	11	39.3
03:00:00	16	31.6	9	41.9
04:00:00	59	22.4	40	39.3
05:00:00	211	8.9	110	36.3
06:00:00	341	6.7	172	36.4
07:00:00	377	5.8	141	35.4
08:00:00	311	5.5	133	33.9
09:00:00	267	6.7	121	34.6
10:00:00	304	7.2	108	35.7
11:00:00	306	6.6	137	35.5
12:00:00	294	6.9	160	35.3
13:00:00	357	5.7	163	35.0
14:00:00	348	6.1	158	35.5
15:00:00	459	4.9	161	35.6
16:00:00	477	5.1	200	35.8
17:00:00	277	7.8	146	36.3
18:00:00	194	9.8	98	35.9
19:00:00	162	10.6	79	35.7
20:00:00	96	14.8	61	35.8
21:00:00	70	20.8	54	37.6
22:00:00	27	28.6	24	39.0
23:00:00	17	33.1	13	39.4
00:00:00	20	30.8	18	39.7
01:00:00	7	31.8	5	35.5
02:00:00	4	42.5	3	47.5
03:00:00	11	41.1	9	44.2
04:00:00	64	20.5	49	40.2
05:00:00	201	11.9	111	37.7

Starting Hour	Count	Average Speed of all Traffic	Violator Counts	Average Speed of Violators
06:00:00	390	5.5	155	36.0
07:00:00	412	5.2	169	35.0
08:00:00	320	5.4	76	34.5
09:00:00	271	6.7	119	35.4
10:00:00	304	5.8	112	35.1
11:00:00	313	7.4	147	35.8
12:00:00	313	6.4	140	35.6
13:00:00	351	6.2	162	35.4
14:00:00	349	5.6	168	35.4
15:00:00	461	5.0	220	36.1
16:00:00	438	4.8	235	35.5
17:00:00	257	7.8	149	35.7
18:00:00	229	8.6	127	36.3
19:00:00	160	11.7	104	36.3
20:00:00	121	13.0	64	37.1
21:00:00	85	17.2	48	37.8
22:00:00	44	28.8	38	39.1
23:00:00	28	28.3	26	38.5
00:00:00	14	25.4	8	38.1
01:00:00	8	30.9	6	40.0
02:00:00	18	36.3	16	40.6
03:00:00	22	33.1	20	39.0
04:00:00	41	28.5	30	38.8
05:00:00	183	11.6	95	37.4
06:00:00	370	6.2	179	36.1
07:00:00	372	5.6	167	35.0
08:00:00	290	6.9	144	35.6
09:00:00	325	6.1	134	34.7
10:00:00	337	6.3	150	35.6
11:00:00	367	6.0	171	35.3
12:00:00	385	6.2	167	35.6
13:00:00	383	5.5	188	35.6
14:00:00	403	4.9	190	34.7
15:00:00	418	5.5	214	35.7
16:00:00	349	5.8	184	35.3
17:00:00	283	7.7	170	36.2
18:00:00	214	9.5	144	36.1
19:00:00	159	11.6	107	36.6
20:00:00	104	14.9	66	36.1
21:00:00	94	16.9	66	36.7
22:00:00	54	20.3	32	36.4
23:00:00	28	30.5	21	38.5
00:00:00	10	43.5	9	45.8
01:00:00	12	25.8	5	40.5
02:00:00	7	31.4	6	38.3
03:00:00	12	37.1	9	40.8
04:00:00	17	32.4	14	42.1
05:00:00	62	22.5	47	39.3
06:00:00	106	18.0	78	37.4
07:00:00	170	11.1	98	36.3
08:00:00	204	9.7	90	36.5

Starting Hour	Count	Average Speed of all Traffic	Violator Counts	Average Speed of Violators
09:00:00	294	6.7	148	35.6
10:00:00	318	6.9	129	35.4
11:00:00	285	7.6	155	35.8
12:00:00	295	5.9	139	35.0
13:00:00	279	6.5	130	35.0
14:00:00	290	6.6	128	35.3
15:00:00	289	6.5	110	35.3
16:00:00	292	7.4	127	35.9
17:00:00	226	8.6	133	35.6
18:00:00	202	9.7	113	35.2
19:00:00	155	12.2	82	36.9
20:00:00	116	12.1	54	35.3
21:00:00	76	19.1	55	37.6
22:00:00	37	27.0	27	38.2
23:00:00	17	32.9	12	39.2
00:00:00	4	37.5	3	40.8
01:00:00	3	39.2	3	39.2
02:00:00	4	36.3	4	36.3
03:00:00	7	38.9	7	38.9
04:00:00	15	33.0	12	37.9
05:00:00	32	26.3	19	40.4
06:00:00	46	22.0	33	38.4
07:00:00	56	20.0	39	36.9
08:00:00	116	13.6	71	36.0
09:00:00	187	8.6	100	34.8
10:00:00	256	7.6	136	35.5
11:00:00	249	7.0	122	34.8
12:00:00	258	7.6	125	35.5
13:00:00	249	8.0	119	35.2
14:00:00	244	8.5	126	35.5
15:00:00	208	8.4	105	34.9
16:00:00	229	8.0	123	35.2
17:00:00	203	9.4	128	36.4
18:00:00	163	10.5	95	36.2
19:00:00	122	14.5	73	37.9
20:00:00	75	17.5	39	36.6
21:00:00	48	25.9	38	38.8
22:00:00	28	28.8	19	38.8
23:00:00	11	38.4	9	43.1
00:00:00	4	37.5	3	40.8
01:00:00	5	37.5	4	40.0
02:00:00	0	N/A	N/A	N/A
03:00:00	11	28.9	10	36.0
04:00:00	58	24.8	46	40.7
05:00:00	197	10.3	120	37.1
06:00:00	362	5.4	146	34.9
07:00:00	409	5.0	149	34.7
08:00:00	285	6.1	55	35.0
09:00:00	288	6.5	38	35.0
10:00:00	248	6.0	27	34.0
11:00:00	273	5.5	29	34.6

Starting Hour	Count	Average Speed of all Traffic	Violator Counts	Average Speed of Violators
12:00:00	251	6.2	30	34.7
13:00:00	294	5.1	21	34.6
14:00:00	290	4.6	15	33.5
15:00:00	315	3.2	5	36.5
16:00:00	289	3.2	2	35.0
17:00:00	241	5.8	21	33.5
18:00:00	195	8.2	35	34.1
19:00:00	159	9.8	35	34.6
20:00:00	102	11.5	19	34.1
21:00:00	64	17.1	19	34.6
22:00:00	34	23.2	17	36.3
23:00:00	34	23.7	11	38.4
00:00:00	18	26.3	10	39.0
01:00:00	8	30.3	5	37.5
02:00:00	1	27.5	0	0.0
03:00:00	6	32.1	6	38.3
04:00:00	56	15.4	21	36.1
05:00:00	165	9.3	27	35.5
06:00:00	267	4.0	9	33.6
07:00:00	297	2.5	0	0.0
08:00:00	249	6.4	22	34.3
09:00:00	259	6.0	29	34.2
10:00:00	275	5.4	22	35.2
11:00:00	215	7.0	20	34.3
12:00:00	296	4.7	21	35.6
13:00:00	273	6.4	41	34.5
14:00:00	284	4.6	17	34.3
15:00:00	320	3.0	3	34.2
16:00:00	334	2.6	1	67.5
17:00:00	254	5.6	27	33.8
18:00:00	173	9.7	30	35.2
19:00:00	154	10.7	34	34.6
20:00:00	88	12.6	26	34.4
21:00:00	72	15.8	28	34.6
22:00:00	45	16.9	12	35.8
23:00:00	30	23.2	16	34.7
00:00:00	6	28.3	4	33.8
01:00:00	6	32.5	3	37.5
02:00:00	11	25.7	6	39.2
03:00:00	11	37.5	10	39.0
04:00:00	62	19.8	25	35.3
05:00:00	173	9.7	31	36.0
06:00:00	290	4.7	25	34.3
07:00:00	289	3.4	3	32.5
08:00:00	259	6.4	39	34.0
09:00:00	264	5.7	28	34.5
10:00:00	238	6.3	16	35.0
11:00:00	249	5.3	18	33.9
12:00:00	232	5.8	28	34.3
13:00:00	284	4.2	10	33.0
14:00:00	300	4.2	17	33.7

Starting Hour	Count	Average Speed of all Traffic	Violator Counts	Average Speed of Violators
15:00:00	288	3.2	8	33.8
16:00:00	287	4.2	13	34.8
17:00:00	259	5.7	34	35.1
18:00:00	209	7.5	28	34.5
19:00:00	177	9.5	30	35.8
20:00:00	113	13.1	29	35.8
21:00:00	80	14.6	15	35.5
22:00:00	44	18.1	21	34.9
23:00:00	23	21.5	12	36.7
00:00:00	13	31.0	6	35.8
01:00:00	9	33.1	6	36.7
02:00:00	6	28.3	2	35.0
03:00:00	7	32.5	5	36.5
04:00:00	46	19.8	19	35.4
05:00:00	173	10.2	57	34.9
06:00:00	270	5.5	18	35.3
07:00:00	253	5.3	17	35.7
08:00:00	277	6.1	34	35.0
09:00:00	253	6.3	26	35.0
10:00:00	235	6.6	31	34.4
11:00:00	273	5.8	28	35.4
12:00:00	269	6.1	38	34.6
13:00:00	340	6.3	133	35.4
14:00:00	371	6.1	178	35.4
15:00:00	463	4.6	203	35.0
16:00:00	411	5.6	213	35.2
17:00:00	307	7.1	155	35.9
18:00:00	224	8.3	121	35.6
19:00:00	119	12.7	69	36.1
20:00:00	100	16.0	69	35.8
21:00:00	65	22.2	50	38.1
22:00:00	29	25.1	24	35.4
23:00:00	16	36.6	15	42.5
00:00:00	14	35.2	12	39.6
01:00:00	17	34.6	13	43.3
02:00:00	6	31.3	6	36.7
03:00:00	14	36.6	11	42.5
04:00:00	51	25.1	36	39.2
05:00:00	189	10.5	114	37.6
06:00:00	329	6.2	135	35.5
07:00:00	331	6.1	137	34.8
08:00:00	273	6.7	120	34.7
09:00:00	298	6.7	127	35.2
10:00:00	349	5.9	151	35.0
11:00:00	315	7.2	149	35.3
12:00:00	349	6.1	146	35.4
13:00:00	309	7.1	114	35.6
14:00:00	372	6.1	178	35.5
15:00:00	325	6.8	169	35.5
16:00:00	350	5.8	166	35.2
17:00:00	288	7.3	154	35.4

Starting Hour	Count	Average Speed of all Traffic	Violator Counts	Average Speed of Violators
18:00:00	196	10.4	112	36.3
19:00:00	123	15.9	75	37.2
20:00:00	82	20.4	55	38.0
21:00:00	60	18.3	41	36.6
22:00:00	37	29.7	26	40.0
23:00:00	13	34.2	11	39.3
00:00:00	4	41.3	4	41.3
01:00:00	6	18.3	2	45.0
02:00:00	6	31.3	5	39.5
03:00:00	9	36.1	9	40.3
04:00:00	26	27.9	19	40.9
05:00:00	70	20.4	52	38.5
06:00:00	92	18.5	63	38.5
07:00:00	133	13.3	82	36.5
08:00:00	208	9.0	101	35.3
09:00:00	231	7.7	132	35.2
10:00:00	259	6.9	130	34.8
11:00:00	277	7.5	134	35.2
12:00:00	267	7.7	116	35.4
13:00:00	333	5.6	99	35.4
14:00:00	426	4.4	78	34.9
15:00:00	305	5.5	73	35.8
16:00:00	205	9.3	117	35.9
17:00:00	160	10.0	96	35.1
18:00:00	196	8.8	68	36.3
19:00:00	352	4.2	46	37.0
20:00:00	66	16.0	43	34.9
21:00:00	35	27.0	29	37.5
22:00:00	41	24.6	29	37.8
23:00:00	20	28.6	14	35.7
00:00:00	7	38.2	7	38.2
01:00:00	6	39.2	5	41.5
02:00:00	4	35.0	3	37.5
03:00:00	6	35.8	6	35.8
04:00:00	16	35.5	12	40.8
05:00:00	43	22.7	33	38.0
06:00:00	62	22.3	45	38.7
07:00:00	98	15.7	63	35.8
08:00:00	143	11.5	85	36.0
09:00:00	178	9.6	92	35.3
10:00:00	213	8.1	120	35.3
11:00:00	297	6.6	152	35.1
12:00:00	269	6.6	150	34.9
13:00:00	279	6.7	119	35.9
14:00:00	262	6.9	138	35.2
15:00:00	220	8.4	118	35.2
16:00:00	225	8.1	110	35.2
17:00:00	195	10.1	108	35.7
18:00:00	156	12.1	102	36.5
19:00:00	113	13.1	72	35.9
20:00:00	83	14.9	46	35.4

Starting Hour	Count	Average Speed of all Traffic	Violator Counts	Average Speed of Violators
21:00:00	33	27.3	26	39.0
22:00:00	18	33.6	15	40.5
23:00:00	7	42.5	5	48.5
00:00:00	1	47.5	1	47.5
01:00:00	2	35.0	2	35.0
02:00:00	3	45.8	3	45.8
03:00:00	14	28.9	11	43.0
04:00:00	57	22.9	43	39.9
05:00:00	189	10.7	95	36.6
06:00:00	369	5.2	165	35.2
07:00:00	333	5.7	104	35.1
08:00:00	239	8.3	132	35.5
09:00:00	244	7.8	110	35.3
10:00:00	272	7.1	124	35.0
11:00:00	326	5.7	124	35.0
12:00:00	224	7.5	106	35.0
13:00:00	256	7.6	120	34.9
14:00:00	297	6.9	160	35.6
15:00:00	424	5.2	220	35.6
16:00:00	371	6.1	193	35.9
17:00:00	246	8.6	150	36.4
18:00:00	141	14.0	91	37.2
19:00:00	86	16.5	66	37.7
20:00:00	57	22.0	42	37.7
21:00:00	49	21.0	32	38.0
22:00:00	32	26.2	25	38.9
23:00:00	11	37.0	9	39.2
00:00:00	11	33.4	10	43.5
01:00:00	14	35.7	13	43.7
02:00:00	2	40.0	2	40.0
03:00:00	14	33.2	12	39.6
04:00:00	43	27.3	33	41.3
05:00:00	198	10.5	139	36.9
06:00:00	362	6.0	163	35.4
07:00:00	333	6.1	128	35.1
08:00:00	275	7.6	111	35.5
09:00:00	281	6.1	58	34.4
10:00:00	311	6.4	118	35.3
11:00:00	315	6.0	137	34.5
12:00:00	294	6.8	128	34.8
13:00:00	293	6.3	116	35.3
14:00:00	325	6.3	158	35.3
15:00:00	489	4.7	205	35.4
16:00:00	475	4.2	212	34.6
17:00:00	260	7.6	166	35.9
18:00:00	152	12.6	102	36.3
19:00:00	95	15.4	62	36.4
20:00:00	67	20.4	41	38.7
21:00:00	47	23.9	27	38.4
22:00:00	29	28.3	23	38.6
23:00:00	16	32.2	13	38.3

Starting Hour	Count	Average Speed of all Traffic	Violator Counts	Average Speed of Violators
00:00:00	9	39.2	9	39.2
01:00:00	15	34.8	14	41.4
02:00:00	7	36.8	6	38.3
03:00:00	13	35.8	10	42.0
04:00:00	56	25.8	50	39.7
05:00:00	227	9.5	125	36.2
06:00:00	366	5.7	154	36.2
07:00:00	356	6.3	148	35.1
08:00:00	291	6.4	135	34.9
09:00:00	297	6.1	107	35.1
10:00:00	264	8.3	138	35.8
11:00:00	325	6.5	117	35.7
12:00:00	287	7.1	137	35.5
13:00:00	290	7.1	130	35.8
14:00:00	347	6.4	163	35.5
15:00:00	413	5.1	215	35.2
16:00:00	476	4.3	194	35.1
17:00:00	292	7.1	160	35.8
18:00:00	212	9.4	108	35.9
19:00:00	133	13.0	93	35.8
20:00:00	88	16.7	60	37.2
21:00:00	55	22.5	35	37.9
22:00:00	29	32.1	25	40.7
23:00:00	18	29.2	14	39.3
00:00:00	11	39.5	11	43.9
01:00:00	9	29.2	6	40.8
02:00:00	4	40.0	4	40.0
03:00:00	15	31.2	12	40.4
04:00:00	48	27.7	39	40.4
05:00:00	200	10.2	139	37.3
06:00:00	417	5.4	183	35.8
07:00:00	328	6.5	150	35.5
08:00:00	263	7.7	136	35.5
09:00:00	289	6.3	108	35.1
10:00:00	349	6.1	142	35.4
11:00:00	308	6.6	164	35.3
12:00:00	283	7.6	151	36.0
13:00:00	346	5.8	200	35.5
14:00:00	382	5.3	191	35.4
15:00:00	447	5.3	189	35.8
16:00:00	460	4.8	195	35.3
17:00:00	339	6.6	183	35.9
18:00:00	190	11.3	104	37.0
19:00:00	161	10.8	82	36.3
20:00:00	113	16.9	70	37.6
21:00:00	68	19.3	43	37.6
22:00:00	39	25.6	30	38.7
23:00:00	12	33.5	9	38.6
00:00:00	15	29.8	11	38.0
01:00:00	5	38.5	5	38.5
02:00:00	3	37.5	3	37.5

Starting Hour	Count	Average Speed of all Traffic	Violator Counts	Average Speed of Violators
03:00:00	17	32.1	14	41.4
04:00:00	49	26.4	38	38.3
05:00:00	196	11.1	124	37.9
06:00:00	336	6.0	148	35.9
07:00:00	330	5.9	160	35.3
08:00:00	283	7.0	126	35.5
09:00:00	319	6.1	141	35.0
10:00:00	347	6.6	173	35.6
11:00:00	381	5.8	188	35.8
12:00:00	381	5.4	161	35.9
13:00:00	323	7.0	151	36.0
14:00:00	361	6.1	191	35.6
15:00:00	467	5.1	178	35.6
16:00:00	389	4.9	158	34.6
17:00:00	439	5.0	159	35.8
18:00:00	438	5.0	189	34.5
19:00:00	165	12.4	92	37.1
20:00:00	120	13.8	76	36.5
21:00:00	89	17.6	60	37.9
22:00:00	43	26.2	35	39.2
23:00:00	22	34.0	16	40.0
00:00:00	10	37.5	8	40.0
01:00:00	2	30.0	1	32.5
02:00:00	5	34.5	4	36.3
03:00:00	5	47.5	5	47.5
04:00:00	16	35.0	14	41.4
05:00:00	61	23.8	37	39.3
06:00:00	107	17.7	66	37.6
07:00:00	165	9.9	92	35.4
08:00:00	218	8.9	107	35.6
09:00:00	274	6.7	113	35.3
10:00:00	325	5.8	135	35.4
11:00:00	283	6.9	106	35.5
12:00:00	257	7.7	127	36.0
13:00:00	287	6.3	129	35.2
14:00:00	265	7.3	132	35.3
15:00:00	235	8.4	134	35.9
16:00:00	219	8.6	112	35.9
17:00:00	201	9.4	122	36.7
18:00:00	184	11.5	138	36.5
19:00:00	134	12.4	79	35.9
20:00:00	113	14.6	59	36.1
21:00:00	71	18.3	47	37.6
22:00:00	53	23.2	36	37.4
23:00:00	28	25.3	23	37.7
00:00:00	9	33.9	9	37.5
01:00:00	6	36.7	5	38.5
02:00:00	6	35.0	5	36.5
03:00:00	7	32.5	5	38.5
04:00:00	16	37.7	14	41.8
05:00:00	20	36.4	15	41.8

Starting Hour	Count	Average Speed of all Traffic	Violator Counts	Average Speed of Violators
06:00:00	64	19.3	39	36.6
07:00:00	83	16.8	53	37.2
08:00:00	177	11.0	93	36.7
09:00:00	232	8.2	116	35.3
10:00:00	307	6.3	140	35.6
11:00:00	311	5.7	141	35.3
12:00:00	252	8.0	107	35.9
13:00:00	245	8.0	115	35.7
14:00:00	239	9.5	145	36.5
15:00:00	261	7.0	141	34.9
16:00:00	264	7.6	111	35.7
17:00:00	224	8.7	110	35.9
18:00:00	200	8.8	120	35.7
19:00:00	127	12.4	80	35.9
20:00:00	62	22.0	39	37.6
21:00:00	33	25.8	23	38.4
22:00:00	23	34.0	20	38.5
23:00:00	8	46.9	8	46.9
00:00:00	3	30.8	2	32.5
01:00:00	1	42.5	1	42.5
02:00:00	3	35.8	3	35.8
03:00:00	6	47.5	6	47.5
04:00:00	63	23.1	48	40.6
05:00:00	196	10.2	111	36.5
06:00:00	379	5.3	145	35.5
07:00:00	337	6.1	136	34.7
08:00:00	255	7.9	117	35.7
09:00:00	253	8.4	123	36.0
10:00:00	332	6.3	129	35.4
11:00:00	276	7.1	124	34.8
12:00:00	332	6.1	165	35.2
13:00:00	308	6.7	146	35.4
14:00:00	317	6.9	154	35.5
15:00:00	455	5.0	226	35.5
16:00:00	431	4.8	214	35.6
17:00:00	277	7.6	182	36.3
18:00:00	198	9.7	113	36.5
19:00:00	129	13.1	71	36.7
20:00:00	73	16.3	52	36.2
21:00:00	69	21.2	51	38.0
22:00:00	19	33.0	16	39.4
23:00:00	10	40.0	9	41.4
00:00:00	11	38.0	9	40.3
01:00:00	9	39.7	8	41.3
02:00:00	5	38.5	5	38.5
03:00:00	15	36.0	12	41.3
04:00:00	42	24.0	30	39.3
05:00:00	220	8.5	118	36.3
06:00:00	367	6.0	179	35.8
07:00:00	362	6.0	157	35.7
08:00:00	242	8.1	118	35.7

Starting Hour	Count	Average Speed of all Traffic	Violator Counts	Average Speed of Violators
09:00:00	319	6.0	93	35.8
10:00:00	282	6.3	116	34.5
11:00:00	303	6.8	151	34.9
12:00:00	274	6.6	123	35.2
13:00:00	283	6.8	126	35.4
14:00:00	358	6.3	161	35.9
15:00:00	469	4.7	231	35.3
16:00:00	400	5.2	243	35.6
17:00:00	266	7.6	142	35.7
18:00:00	195	11.0	115	36.2
19:00:00	119	13.2	65	36.3
20:00:00	85	17.9	56	36.3
21:00:00	52	20.0	40	38.3
22:00:00	29	25.8	24	37.5
23:00:00	11	36.8	9	41.9
00:00:00	19	35.5	14	42.1
01:00:00	9	29.7	8	40.6
02:00:00	3	37.5	2	42.5
03:00:00	23	32.0	17	41.3
04:00:00	40	26.5	30	41.2
05:00:00	197	10.0	107	36.7
06:00:00	375	6.4	170	35.6
07:00:00	341	5.8	144	35.3
08:00:00	288	6.9	125	35.1
09:00:00	276	6.9	123	35.1
10:00:00	315	6.4	151	35.6
11:00:00	303	7.2	161	36.4
12:00:00	283	7.0	158	36.0
13:00:00	304	6.7	140	35.5
14:00:00	336	6.3	157	35.6
15:00:00	467	5.1	217	35.8
16:00:00	441	5.3	163	35.7
17:00:00	311	6.2	136	35.1
18:00:00	194	10.3	105	36.3
19:00:00	166	11.7	83	36.8
20:00:00	95	16.8	59	37.0
21:00:00	80	18.5	60	37.3
22:00:00	28	30.7	23	37.5
23:00:00	19	29.1	17	38.4
00:00:00	17	28.2	16	40.3
01:00:00	6	35.8	5	37.5
02:00:00	12	34.2	8	38.8
03:00:00	12	37.7	11	42.0
04:00:00	46	24.7	33	40.7
05:00:00	212	9.9	108	37.3
06:00:00	343	6.3	175	35.5
07:00:00	330	5.8	134	34.6
08:00:00	277	6.0	108	34.6
09:00:00	312	6.4	151	35.7
10:00:00	296	6.9	143	35.7
11:00:00	354	6.0	168	35.5

Starting Hour	Count	Average Speed of all Traffic	Violator Counts	Average Speed of Violators
12:00:00	302	7.4	141	35.9
13:00:00	340	6.9	167	36.0
14:00:00	396	5.7	172	35.9
15:00:00	463	4.8	192	35.6
16:00:00	429	5.2	198	35.3
17:00:00	298	6.7	171	35.1
18:00:00	202	10.5	110	36.1
19:00:00	148	11.7	88	36.1
20:00:00	146	13.5	84	36.3
21:00:00	74	20.8	55	37.6
22:00:00	39	28.7	28	38.2
23:00:00	25	27.5	19	38.0
00:00:00	6	39.2	6	39.2
01:00:00	2	40.0	2	40.0
02:00:00	11	39.5	8	47.5
03:00:00	23	36.0	19	42.0
04:00:00	44	25.7	32	39.2
05:00:00	201	10.5	132	36.7
06:00:00	344	6.4	136	36.2
07:00:00	295	6.8	118	35.5
08:00:00	267	7.2	124	35.7
09:00:00	331	6.7	120	36.0
10:00:00	404	5.6	161	35.9
11:00:00	413	5.3	202	35.5
12:00:00	398	5.5	177	35.6
13:00:00	362	6.0	158	35.5
14:00:00	338	6.3	181	35.5
15:00:00	373	5.6	181	35.2
16:00:00	393	5.4	159	35.2
17:00:00	275	7.3	126	36.3
18:00:00	216	8.8	129	35.8
19:00:00	144	12.5	70	35.4
20:00:00	108	14.0	77	35.9
21:00:00	86	18.9	62	37.6
22:00:00	35	26.4	32	38.8
23:00:00	26	29.3	18	40.3
00:00:00	7	43.2	7	43.2
01:00:00	1	37.5	1	37.5
02:00:00	6	35.8	5	37.5
03:00:00	13	34.4	11	42.0
04:00:00	25	36.1	23	40.3
05:00:00	59	23.8	42	39.6
06:00:00	114	15.7	69	36.8
07:00:00	152	12.0	90	36.3
08:00:00	241	7.9	122	35.6
09:00:00	258	7.5	145	35.2
10:00:00	311	6.6	114	35.7
11:00:00	325	7.2	141	35.5
12:00:00	252	7.5	118	35.7
13:00:00	270	7.1	108	35.1
14:00:00	248	8.4	129	35.8

Starting Hour	Count	Average Speed of all Traffic	Violator Counts	Average Speed of Violators
15:00:00	250	7.4	105	35.3
16:00:00	225	7.8	132	35.5
17:00:00	222	8.8	135	36.1
18:00:00	204	9.0	115	35.3
19:00:00	133	13.3	79	36.6
20:00:00	122	14.2	76	36.4
21:00:00	80	17.3	58	36.5
22:00:00	43	26.8	32	40.8
23:00:00	15	23.7	10	37.5
00:00:00	8	43.1	8	43.1
01:00:00	6	40.8	5	43.5
02:00:00	4	45.0	4	45.0
03:00:00	8	43.1	8	43.1
04:00:00	6	38.3	5	41.5
05:00:00	27	34.0	23	42.7
06:00:00	82	18.5	54	37.0
07:00:00	96	15.9	52	36.8
08:00:00	190	9.3	94	35.8
09:00:00	248	7.6	97	35.9
10:00:00	279	7.2	126	35.2
11:00:00	305	6.7	138	35.1
12:00:00	250	7.6	134	35.4
13:00:00	235	8.4	123	35.5
14:00:00	226	8.6	109	35.3
15:00:00	241	7.6	127	35.4
16:00:00	273	6.2	145	34.9
17:00:00	212	9.2	121	35.8
18:00:00	219	8.6	111	35.8
19:00:00	147	12.5	91	36.3
20:00:00	115	14.5	70	36.3
21:00:00	70	22.3	49	39.4
22:00:00	30	21.9	22	37.3
23:00:00	13	36.2	11	40.7
00:00:00	0	N/A	N/A	N/A
01:00:00	6	31.3	5	39.5
02:00:00	0	N/A	N/A	N/A
03:00:00	9	37.8	9	43.6
04:00:00	65	21.0	50	39.4
05:00:00	182	11.3	112	36.9
06:00:00	395	5.9	185	36.1
07:00:00	324	6.3	131	35.3
08:00:00	269	7.6	122	35.4
09:00:00	309	6.3	140	34.8
10:00:00	290	7.1	134	35.0
11:00:00	316	6.5	158	35.2
12:00:00	294	7.7	137	36.1
13:00:00	294	7.4	170	36.1
14:00:00	330	7.0	170	36.1
15:00:00	423	5.5	219	35.9
16:00:00	409	5.4	183	35.5
17:00:00	260	7.6	157	35.7

Starting Hour	Count	Average Speed of all Traffic	Violator Counts	Average Speed of Violators
18:00:00	188	9.8	101	36.1
19:00:00	140	11.9	77	36.2
20:00:00	123	12.9	86	34.9
21:00:00	56	21.6	38	38.3
22:00:00	25	26.8	16	36.9
23:00:00	17	30.0	15	38.2
00:00:00	18	32.1	18	38.3
01:00:00	9	40.8	9	40.8
02:00:00	8	28.8	7	38.9
03:00:00	15	39.3	14	43.2
04:00:00	65	21.5	48	39.3
05:00:00	189	11.2	120	37.1
06:00:00	392	5.5	191	35.5
07:00:00	379	5.6	154	35.2
08:00:00	313	5.8	118	34.6
09:00:00	299	6.8	133	35.1
10:00:00	307	6.1	131	34.8
11:00:00	283	7.2	133	35.6
12:00:00	303	7.2	140	35.1
13:00:00	272	8.1	134	36.5
14:00:00	325	6.4	172	35.1
15:00:00	454	4.8	220	35.5
16:00:00	440	4.8	243	35.6
17:00:00	303	6.9	173	36.1
18:00:00	190	11.1	107	36.4
19:00:00	140	11.2	72	35.5
20:00:00	121	12.7	75	36.2
21:00:00	91	17.1	69	37.2
22:00:00	47	24.2	35	38.9
23:00:00	21	31.1	15	37.5
00:00:00	14	37.3	14	40.0
01:00:00	20	28.1	13	42.5
02:00:00	5	44.5	5	44.5
03:00:00	9	35.6	7	44.6
04:00:00	60	23.5	53	39.0
05:00:00	220	9.0	119	37.7
06:00:00	341	6.0	165	35.3
07:00:00	369	5.2	129	35.1
08:00:00	272	6.8	133	34.6
09:00:00	305	7.0	109	35.6
10:00:00	324	6.7	140	35.3
11:00:00	285	7.0	142	35.5
12:00:00	277	7.3	141	35.4
13:00:00	329	6.3	158	35.6
14:00:00	322	6.9	177	35.6
15:00:00	472	4.4	180	35.0
16:00:00	436	4.6	178	34.7
17:00:00	306	6.4	144	35.5
18:00:00	165	11.7	95	37.0
19:00:00	109	13.8	64	36.1
20:00:00	97	14.9	73	36.8

Starting Hour	Count	Average Speed of all Traffic	Violator Counts	Average Speed of Violators
21:00:00	54	20.5	40	38.8
22:00:00	34	28.7	26	36.7
23:00:00	19	33.2	17	39.9
00:00:00	9	39.2	8	40.6
01:00:00	8	33.4	8	38.8
02:00:00	10	31.8	8	37.5
03:00:00	14	30.4	12	37.9
04:00:00	51	24.3	41	39.2
05:00:00	213	10.4	139	37.6
06:00:00	373	5.8	169	35.8
07:00:00	353	6.0	139	35.4
08:00:00	277	6.8	104	34.8
09:00:00	297	6.6	134	35.1
10:00:00	288	7.0	114	35.4
11:00:00	336	6.0	127	35.3
12:00:00	314	6.1	129	34.9
13:00:00	341	5.8	142	35.3
14:00:00	355	6.5	191	36.1
15:00:00	427	4.7	184	35.1
16:00:00	420	4.7	154	34.5
17:00:00	256	8.1	140	36.2
18:00:00	197	9.9	113	36.2
19:00:00	106	14.2	58	35.6
20:00:00	78	17.9	51	37.6
21:00:00	62	17.9	39	36.6
22:00:00	43	23.8	32	37.5
23:00:00	17	29.3	13	41.3
00:00:00	9	33.3	8	39.4
01:00:00	3	47.5	3	47.5
02:00:00	5	41.5	5	41.5
03:00:00	8	35.9	8	40.6
04:00:00	59	23.3	41	40.4
05:00:00	214	9.9	120	37.1
06:00:00	302	7.2	151	36.3
07:00:00	317	6.2	133	34.5
08:00:00	290	7.3	135	35.6
09:00:00	316	7.0	123	35.5
10:00:00	378	5.5	149	35.4
11:00:00	344	6.1	133	35.0
12:00:00	398	5.9	209	36.1
13:00:00	367	5.9	162	35.6
14:00:00	381	5.7	180	35.7
15:00:00	355	6.0	131	35.4
16:00:00	342	6.1	163	35.2
17:00:00	278	7.0	121	35.4
18:00:00	180	11.9	105	36.8
19:00:00	109	15.3	67	36.4
20:00:00	84	17.4	57	37.1
21:00:00	59	21.8	40	38.3
22:00:00	33	26.1	24	38.3
23:00:00	15	35.2	12	37.9

Starting Hour	Count	Average Speed of all Traffic	Violator Counts	Average Speed of Violators
00:00:00	12	29.6	9	38.1
01:00:00	3	23.3	3	34.2
02:00:00	3	34.2	3	34.2
03:00:00	10	34.8	10	38.5
04:00:00	16	36.7	15	39.5
05:00:00	45	28.4	36	40.8
06:00:00	83	19.6	52	37.3
07:00:00	131	13.1	69	36.8
08:00:00	174	9.9	76	35.8
09:00:00	240	7.9	117	35.2
10:00:00	281	7.4	125	35.1
11:00:00	269	8.2	137	36.1
12:00:00	235	8.1	124	36.0
13:00:00	205	8.7	88	35.2
14:00:00	258	6.2	97	34.2
15:00:00	215	9.3	117	35.7
16:00:00	197	9.4	101	35.9
17:00:00	213	9.1	102	35.4
18:00:00	194	10.8	119	37.0
19:00:00	140	13.7	83	38.0
20:00:00	95	17.7	63	37.5
21:00:00	62	19.3	42	37.0
22:00:00	37	22.7	25	38.1
23:00:00	22	30.6	18	36.9

Incoming Histogram
Alton Rd Facing Alton

from Sun-Mar-15-2020-05-00-AM to Sun-Aug-16-2020-02-59-PM

Date	Starting Hr:min	<5	5 to <10	10 to <15	15 to <20	20 to <25	25 to <30	30 to <35	35 to <40	40 to <45	45 to <50	50 to <55	55 to <60	60 to <65	65 to <70	70 to <75	75 to <80	80 to <85	85 to <90	90 to <95	95 to <100	100 to <105	105 to <110	110 to <115	115 to <120	120 to <125	125 to <130	130 to <135	135 to <140	140 to <145	145 to <150	150 to <155	155 to <160	160 to <165	165 to <170	170 to <175	175 to <180	180 to <185	185 to <190	190 to <195	195 to >200	Total Counts	85pct Speed	10MPH Pace	% in pace	# of Speeders	% Speeders
15/03/2020	00:00	*	*	*	*	*	*	*	*	*	*	*	*	*	*	*	*	*	*	*	*	*	*	*	*	*	*	*	*	*	*	*	*	*	*	*	*	*	*	*	*	*	*	*	*	*	*
15/03/2020	01:00	*	*	*	*	*	*	*	*	*	*	*	*	*	*	*	*	*	*	*	*	*	*	*	*	*	*	*	*	*	*	*	*	*	*	*	*	*	*	*	*	*	*	*	*	*	*
15/03/2020	02:00	*	*	*	*	*	*	*	*	*	*	*	*	*	*	*	*	*	*	*	*	*	*	*	*	*	*	*	*	*	*	*	*	*	*	*	*	*	*	*	*	*	*	*	*	*	*
15/03/2020	03:00	*	*	*	*	*	*	*	*	*	*	*	*	*	*	*	*	*	*	*	*	*	*	*	*	*	*	*	*	*	*	*	*	*	*	*	*	*	*	*	*	*	*	*	*	*	*
15/03/2020	04:00	*	*	*	*	*	*	*	*	*	*	*	*	*	*	*	*	*	*	*	*	*	*	*	*	*	*	*	*	*	*	*	*	*	*	*	*	*	*	*	*	*	*	*	*	*	*
15/03/2020	05:00	0	0	0	0	0	0	0	1	3	0	0	1	0	0	0	0	0	0	0	0	0	0	0	0	0	0	0	0	0	0	0	0	0	0	0	0	0	0	0	5	45	35 to 45	80.0	5	100.0
15/03/2020	06:00	0	0	0	0	1	7	9	10	5	1	0	0	0	0	0	0	0	0	0	0	0	0	0	0	0	0	0	0	0	0	0	0	0	0	0	0	0	0	0	33	41	30 to 40	78.8	25	75.8
15/03/2020	07:00	0	1	0	1	3	10	14	17	4	2	2	0	0	0	0	0	0	0	0	0	0	0	0	0	0	0	0	0	0	0	0	0	0	0	0	0	0	0	0	54	40	30 to 40	75.9	39	72.2
15/03/2020	08:00	0	1	2	4	16	40	28	19	10	3	0	0	0	0	0	0	0	0	0	0	0	0	0	0	0	0	0	0	0	0	0	0	0	0	0	0	0	0	0	123	38.7	30 to 40	70.7	60	48.8
15/03/2020	09:00	0	0	0	5	18	41	56	40	20	4	1	1	0	0	0	0	0	0	0	0	0	0	0	0	0	0	0	0	0	0	0	0	0	0	0	0	0	0	0	186	39.8	30 to 40	73.7	122	65.6
15/03/2020	10:00	0	0	1	6	24	84	89	39	10	4	0	0	0	0	0	0	0	0	0	0	0	0	0	0	0	0	0	0	0	0	0	0	0	0	0	0	0	0	0	257	36.8	30 to 40	82.5	142	55.3
15/03/2020	11:00	0	17	7	12	27	105	88	38	18	2	2	0	0	0	0	0	0	0	0	0	0	0	0	0	0	0	0	0	0	0	0	0	0	0	0	0	0	0	0	316	36.7	30 to 40	73.1	148	46.8
15/03/2020	12:00	0	0	0	14	43	100	65	51	16	3	0	0	0	0	0	0	0	0	0	0	0	0	0	0	0	0	0	0	0	0	0	0	0	0	0	0	0	0	0	292	37.5	30 to 40	74.0	135	46.2
15/03/2020	13:00	0	23	7	4	36	85	58	26	11	4	0	0	0	0	0	0	0	0	0	0	0	0	0	0	0	0	0	0	0	0	0	0	0	0	0	0	0	0	0	254	35.6	25 to 35	70.5	99	39.0
15/03/2020	14:00	0	68	34	8	27	87	41	24	3	1	0	0	0	0	0	0	0	0	0	0	0	0	0	0	0	0	0	0	0	0	0	0	0	0	0	0	0	0	0	293	33	25 to 35	52.9	69	23.5
15/03/2020	15:00	0	8	2	6	34	89	60	35	9	2	0	0	0	0	0	0	0	0	0	0	0	0	0	0	0	0	0	0	0	0	0	0	0	0	0	0	0	0	0	245	36.3	30 to 40	75.1	106	43.3
15/03/2020	16:00	0	0	1	3	14	106	72	24	10	1	0	0	0	0	0	0	0	0	0	0	0	0	0	0	0	0	0	0	0	0	0	0	0	0	0	0	0	0	0	231	35	30 to 40	87.4	107	46.3
15/03/2020	17:00	0	0	0	1	20	90	71	26	5	4	0	0	0	0	0	0	0	0	0	0	0	0	0	0	0	0	0	0	0	0	0	0	0	0	0	0	0	0	0	217	35.4	30 to 40	86.2	106	48.8
15/03/2020	18:00	0	0	0	1	12	57	48	33	9	3	1	0	0	0	0	0	0	0	0	0	0	0	0	0	0	0	0	0	0	0	0	0	0	0	0	0	0	0	0	164	38.2	30 to 40	84.1	94	57.3
15/03/2020	19:00	0	0	0	0	10	24	49	27	9	1	1	0	0	0	0	0	0	0	0	0	0	0	0	0	0	0	0	0	0	0	0	0	0	0	0	0	0	0	0	121	38.7	30 to 40	82.6	87	71.9
15/03/2020	20:00	0	0	0	0	1	12	28	27	16	1	1	0	0	0	0	0	0	0	0	0	0	0	0	0	0	0	0	0	0	0	0	0	0	0	0	0	0	0	0	86	41.6	35 to 45	82.6	73	84.9
15/03/2020	21:00	0	0	0	0	0	8	9	7	8	4	1	0	0	0	0	0	0	0	0	0	0	0	0	0	0	0	0	0	0	0	0	0	0	0	0	0	0	0	0	37	44.4	30 to 40	64.9	29	78.4
15/03/2020	22:00	0	0	0	0	0	8	12	6	1	2	0	1	0	0	0	0	0	0	0	0	0	0	0	0	0	0	0	0	0	0	0	0	0	0	0	0	0	0	0	30	40	30 to 40	86.7	22	73.3
15/03/2020	23:00	0	0	0	0	0	1	2	0	1	2	1	0	0	0	0	0	0	0	0	0	0	0	0	0	0	0	0	0	0	0	0	0	0	0	0	0	0	0	0	7	50	45 to 55	57.1	6	85.7
24 Hr Summary		0	118	54	65	286	954	799	450	168	44	10	3	0	0	0	0	0	0	0	0	0	0	0	0	0	0	0	0	0	0	0	0	0	0	0	0	0	0	0	2951	37.6	30 to 40	74.7	1474	49.9

Incoming Histogram
Alton Rd Facing Alton

from Sun-Mar-15-2020-05-00-AM to Sun-Aug-16-2020-02-59-PM

Date	Starting Hr:min	<5	5 to <10	10 to <15	15 to <20	20 to <25	25 to <30	30 to <35	35 to <40	40 to <45	45 to <50	50 to <55	55 to <60	60 to <65	65 to <70	70 to <75	75 to <80	80 to <85	85 to <90	90 to <95	95 to <100	100 to <105	105 to <110	110 to <115	115 to <120	120 to <125	125 to <130	130 to <135	135 to <140	140 to <145	145 to <150	150 to <155	155 to <160	160 to <165	165 to <170	170 to <175	175 to <180	180 to <185	185 to <190	190 to <195	195 to >200	Total Counts	85pct Speed	10MPH Pace	% in pace	# of Speeders	% Speeders
16/03/2020	00:00	0	0	0	0	0	1	2	3	0	0	0	1	0	0	0	0	0	0	0	0	0	0	0	0	0	0	0	0	0	0	0	0	0	0	0	0	0	0	0	7	40	30 to 40	85.7	6	85.7
16/03/2020	01:00	0	0	0	0	0	2	2	1	0	0	0	0	0	0	0	0	0	0	0	0	0	0	0	0	0	0	0	0	0	0	0	0	0	0	0	0	0	0	0	5	35	30 to 40	100.0	3	60.0
16/03/2020	02:00	0	0	0	0	0	1	0	3	3	0	1	0	0	0	0	0	0	0	0	0	0	0	0	0	0	0	0	0	0	0	0	0	0	0	0	0	0	0	0	8	45	35 to 45	75.0	7	87.5
16/03/2020	03:00	0	0	0	0	0	0	1	0	0	0	0	0	0	0	0	0	0	0	0	0	0	0	0	0	0	0	0	0	0	0	0	0	0	0	0	0	0	0	0	1	35	25 to 35	100.0	1	100.0
16/03/2020	04:00	0	0	0	0	0	2	1	7	2	1	2	0	0	0	0	0	0	0	0	0	0	0	0	0	0	0	0	0	0	0	0	0	0	0	0	0	0	0	0	15	50	30 to 40	66.7	13	86.7
16/03/2020	05:00	0	0	0	0	4	17	16	20	15	5	2	1	0	0	0	0	0	0	0	0	0	0	0	0	0	0	0	0	0	0	0	0	0	0	0	0	0	0	0	80	43.7	30 to 40	66.3	59	73.8
16/03/2020	06:00	0	0	1	22	59	82	66	47	20	1	0	0	0	0	0	0	0	0	0	0	0	0	0	0	0	0	0	0	0	0	0	0	0	0	0	0	0	0	0	298	37.4	25 to 35	69.5	134	45.0
16/03/2020	07:00	0	5	19	54	127	186	143	54	14	1	0	0	0	0	0	0	0	0	0	0	0	0	0	0	0	0	0	0	0	0	0	0	0	0	0	0	0	0	0	603	34.3	25 to 35	75.6	212	35.2
16/03/2020	08:00	0	48	80	83	156	183	82	23	4	0	0	0	0	0	0	0	0	0	0	0	0	0	0	0	0	0	0	0	0	0	0	0	0	0	0	0	0	0	0	659	30.6	20 to 30	64.0	109	16.5
16/03/2020	09:00	0	0	4	11	52	128	93	46	10	1	0	0	0	0	0	0	0	0	0	0	0	0	0	0	0	0	0	0	0	0	0	0	0	0	0	0	0	0	0	345	35.5	25 to 35	79.1	150	43.5
16/03/2020	10:00	0	3	5	14	50	93	71	47	26	2	0	0	0	0	0	0	0	0	0	0	0	0	0	0	0	0	0	0	0	0	0	0	0	0	0	0	0	0	0	311	38	25 to 35	68.8	146	46.9
16/03/2020	11:00	0	0	4	7	39	104	85	42	17	2	1	0	0	0	0	0	0	0	0	0	0	0	0	0	0	0	0	0	0	0	0	0	0	0	0	0	0	0	0	301	37	30 to 40	76.7	147	48.8
16/03/2020	12:00	0	2	2	17	42	95	64	36	15	2	5	0	0	0	0	0	0	0	0	0	0	0	0	0	0	0	0	0	0	0	0	0	0	0	0	0	0	0	0	280	37.2	25 to 35	71.8	122	43.6
16/03/2020	13:00	0	0	2	10	46	103	79	43	20	2	0	0	0	0	0	0	0	0	0	0	0	0	0	0	0	0	0	0	0	0	0	0	0	0	0	0	0	0	0	305	37.2	25 to 35	74.8	144	47.2
16/03/2020	14:00	0	5	13	18	51	140	105	46	17	3	0	0	1	0	0	0	0	0	0	0	0	0	0	0	0	0	0	0	0	0	0	0	0	0	0	0	0	0	0	399	35.8	25 to 35	74.2	172	43.1
16/03/2020	15:00	0	2	7	14	62	129	114	52	22	4	0	0	0	0	0	0	0	0	0	0	0	0	0	0	0	0	0	0	0	0	0	0	0	0	0	0	0	0	0	406	36.6	25 to 35	75.1	192	47.3
16/03/2020	16:00	0	18	13	23	95	219	139	66	19	0	0	0	0	0	0	0	0	0	0	0	0	0	0	0	0	0	0	0	0	0	0	0	0	0	0	0	0	0	0	592	34.9	25 to 35	76.5	224	37.8
16/03/2020	17:00	0	0	3	22	102	174	130	52	14	3	0	0	0	0	0	0	0	0	0	0	0	0	0	0	0	0	0	0	0	0	0	0	0	0	0	0	0	0	0	500	34.8	25 to 35	81.2	199	39.8
16/03/2020	18:00	0	0	2	18	54	124	98	42	15	2	0	0	0	0	0	0	0	0	0	0	0	0	0	0	0	0	0	0	0	0	0	0	0	0	0	0	0	0	0	355	35.7	25 to 35	77.7	157	44.2
16/03/2020	19:00	0	1	1	5	25	54	59	40	15	5	0	0	0	0	0	0	0	0	0	0	0	0	0	0	0	0	0	0	0	0	0	0	0	0	0	0	0	0	0	205	38.6	30 to 40	74.6	119	58.0
16/03/2020	20:00	0	0	1	3	6	13	19	26	14	5	1	0	0	0	0	0	0	0	0	0	0	0	0	0	0	0	0	0	0	0	0	0	0	0	0	0	0	0	0	88	42.5	35 to 45	67.0	65	73.9
16/03/2020	21:00	0	0	0	0	3	20	11	17	7	5	2	0	0	0	0	0	0	0	0	0	0	0	0	0	0	0	0	0	0	0	0	0	0	0	0	0	0	0	0	65	42.9	30 to 40	73.8	42	64.6
16/03/2020	22:00	0	0	0	0	3	5	8	10	6	2	0	2	0	0	0	0	0	0	0	0	0	0	0	0	0	0	0	0	0	0	0	0	0	0	0	0	0	0	0	36	44.2	35 to 45	66.7	28	77.8
16/03/2020	23:00	0	0	0	0	3	4	3	5	2	1	0	0	0	0	0	0	0	0	0	0	0	0	0	0	0	0	0	0	0	0	0	0	0	0	0	0	0	0	0	18	40	30 to 40	66.7	11	61.1
24 Hr Summary		0	84	157	321	979	1879	1391	728	277	47	14	4	1	0	0	0	0	0	0	0	0	0	0	0	0	0	0	0	0	0	0	0	0	0	0	0	0	0	0	5882	36.3	25 to 35	72.2	2462	41.9

Incoming Histogram
Alton Rd Facing Alton

from Sun-Mar-15-2020-05-00-AM to Sun-Aug-16-2020-02-59-PM

Date	Starting Hr:min	<5	5 to <10	10 to <15	15 to <20	20 to <25	25 to <30	30 to <35	35 to <40	40 to <45	45 to <50	50 to <55	55 to <60	60 to <65	65 to <70	70 to <75	75 to <80	80 to <85	85 to <90	90 to <95	95 to <100	100 to <105	105 to <110	110 to <115	115 to <120	120 to <125	125 to <130	130 to <135	135 to <140	140 to <145	145 to <150	150 to <155	155 to <160	160 to <165	165 to <170	170 to <175	175 to <180	180 to <185	185 to <190	190 to <195	195 to >200	Total Counts	85pct Speed	10MPH Pace	% in pace	# of Speeders	% Speeders
17/03/2020	00:00	0	0	0	0	0	2	1	3	3	1	1	1	0	0	0	0	0	0	0	0	0	0	0	0	0	0	0	0	0	0	0	0	0	0	0	0	0	0	0	0	12	50	35 to 45	58.3	10	83.3
17/03/2020	01:00	0	0	0	0	1	1	4	6	4	1	0	0	0	0	0	0	0	0	0	0	0	0	0	0	0	0	0	0	0	0	0	0	0	0	0	0	0	0	0	0	17	42.5	35 to 45	82.4	15	88.2
17/03/2020	02:00	0	0	0	0	0	1	0	2	3	0	0	0	0	0	0	0	0	0	0	0	0	0	0	0	0	0	0	0	0	0	0	0	0	0	0	0	0	0	0	0	6	43.3	35 to 45	83.3	5	83.3
17/03/2020	03:00	0	0	0	0	1	0	1	1	0	0	0	0	0	0	0	0	0	0	0	0	0	0	0	0	0	0	0	0	0	0	0	0	0	0	0	0	0	0	0	0	3	40	25 to 35	66.7	2	66.7
17/03/2020	04:00	0	0	0	0	0	3	2	2	0	4	1	0	0	0	0	0	0	0	0	0	0	0	0	0	0	0	0	0	0	0	0	0	0	0	0	0	0	0	0	0	12	48.8	30 to 40	58.3	9	75.0
17/03/2020	05:00	0	0	0	0	4	15	10	20	14	5	2	0	0	0	0	0	0	0	0	0	0	0	0	0	0	0	0	0	0	0	0	0	0	0	0	0	0	0	0	0	70	43.9	30 to 40	64.3	51	72.9
17/03/2020	06:00	0	0	2	15	41	71	77	55	22	4	1	0	0	0	0	0	0	0	0	0	0	0	0	0	0	0	0	0	0	0	0	0	0	0	0	0	0	0	0	0	288	38.5	30 to 40	70.5	159	55.2
17/03/2020	07:00	0	2	15	55	149	198	106	57	9	1	0	1	0	0	0	0	0	0	0	0	0	0	0	0	0	0	0	0	0	0	0	0	0	0	0	0	0	0	0	0	593	34	25 to 35	76.4	174	29.3
17/03/2020	08:00	0	52	55	76	95	122	88	27	4	2	1	0	0	0	0	0	0	0	0	0	0	0	0	0	0	0	0	0	0	0	0	0	0	0	0	0	0	0	0	0	522	32.5	25 to 35	58.4	122	23.4
17/03/2020	09:00	0	0	4	32	67	117	71	49	12	1	0	0	0	0	0	0	0	0	0	0	0	0	0	0	0	0	0	0	0	0	0	0	0	0	0	0	0	0	0	0	353	35.9	25 to 35	72.2	133	37.7
17/03/2020	10:00	0	0	0	11	38	102	95	35	5	3	0	0	0	0	0	0	0	0	0	0	0	0	0	0	0	0	0	0	0	0	0	0	0	0	0	0	0	0	0	0	289	35	25 to 35	81.3	138	47.8
17/03/2020	11:00	0	0	1	13	40	106	74	55	9	3	1	0	0	0	0	0	0	0	0	0	0	0	0	0	0	0	0	0	0	0	0	0	0	0	0	0	0	0	0	0	301	37	30 to 40	78.1	141	46.8
17/03/2020	12:00	0	0	3	14	36	88	74	48	17	4	1	0	0	0	0	0	0	0	0	0	0	0	0	0	0	0	0	0	0	0	0	0	0	0	0	0	0	0	0	0	285	37.8	30 to 40	73.7	144	50.5
17/03/2020	13:00	0	6	12	10	37	86	69	49	20	3	1	0	0	0	0	0	0	0	0	0	0	0	0	0	0	0	0	0	0	0	0	0	0	0	0	0	0	0	0	0	293	38	30 to 40	69.6	142	48.5
17/03/2020	14:00	0	3	3	26	57	102	73	29	17	0	0	0	0	0	0	0	0	0	0	0	0	0	0	0	0	0	0	0	0	0	0	0	0	0	0	0	0	0	0	0	310	35	25 to 35	74.8	119	38.4
17/03/2020	15:00	0	2	3	15	59	163	101	38	11	0	0	0	0	0	0	0	0	0	0	0	0	0	0	0	0	0	0	0	0	0	0	0	0	0	0	0	0	0	0	0	392	34.5	25 to 35	82.4	150	38.3
17/03/2020	16:00	0	9	22	37	131	199	117	41	15	2	0	0	0	0	1	0	0	0	0	0	0	0	0	0	0	0	0	0	0	0	0	0	0	0	0	0	0	0	0	0	574	33.8	25 to 35	77.9	176	30.7
17/03/2020	17:00	0	0	6	32	89	174	104	65	14	1	0	0	0	0	0	0	0	0	0	0	0	0	0	0	0	0	0	0	0	0	0	0	0	0	0	0	0	0	0	0	485	35.5	25 to 35	75.7	184	37.9
17/03/2020	18:00	0	1	5	9	51	86	69	46	10	1	2	0	0	0	0	0	0	0	0	0	0	0	0	0	0	0	0	0	0	0	0	0	0	0	0	0	0	0	0	0	280	36.8	25 to 35	73.6	128	45.7
17/03/2020	19:00	0	1	2	6	17	65	53	35	11	4	1	0	0	0	0	0	0	0	0	0	0	0	0	0	0	0	0	0	0	0	0	0	0	0	0	0	0	0	0	0	195	38.1	30 to 40	78.5	104	53.3
17/03/2020	20:00	0	0	1	0	4	17	26	20	9	8	2	0	0	0	0	0	0	0	0	0	0	0	0	0	0	0	0	0	0	0	0	0	0	0	0	0	0	0	0	0	87	43.3	30 to 40	72.4	65	74.7
17/03/2020	21:00	0	0	0	1	0	10	14	15	10	3	1	1	0	0	0	0	0	0	0	0	0	0	0	0	0	0	0	0	0	0	0	0	0	0	0	0	0	0	0	0	55	43.5	30 to 40	70.9	44	80.0
17/03/2020	22:00	0	0	1	0	2	14	8	8	2	1	2	0	0	0	0	0	0	0	0	0	0	0	0	0	0	0	0	0	0	0	0	0	0	0	0	0	0	0	0	0	38	39.4	30 to 40	78.9	21	55.3
17/03/2020	23:00	0	0	0	0	0	2	2	2	5	5	3	0	0	0	0	0	0	0	0	0	0	0	0	0	0	0	0	0	0	0	0	0	0	0	0	0	0	0	0	0	19	50	45 to 55	68.4	17	89.5
24 Hr Summary		0	76	135	352	919	1744	1239	708	226	57	19	3	0	0	1	0	0	0	0	0	0	0	0	0	0	0	0	0	0	0	0	0	0	0	0	0	0	0	0	0	5479	36.4	25 to 35	71.2	2253	41.1

Incoming Histogram
Alton Rd Facing Alton

from Sun-Mar-15-2020-05-00-AM to Sun-Aug-16-2020-02-59-PM

Date	Starting Hr:min	<5	5 to <10	10 to <15	15 to <20	20 to <25	25 to <30	30 to <35	35 to <40	40 to <45	45 to <50	50 to <55	55 to <60	60 to <65	65 to <70	70 to <75	75 to <80	80 to <85	85 to <90	90 to <95	95 to <100	100 to <105	105 to <110	110 to <115	115 to <120	120 to <125	125 to <130	130 to <135	135 to <140	140 to <145	145 to <150	150 to <155	155 to <160	160 to <165	165 to <170	170 to <175	175 to <180	180 to <185	185 to <190	190 to <195	195 to >200	Total Counts	85pct Speed	10MPH Pace	% in pace	# of Speeders	% Speeders
18/03/2020	00:00	0	0	0	0	0	1	3	2	4	1	1	0	0	0	0	0	0	0	0	0	0	0	0	0	0	0	0	0	0	0	0	0	0	0	0	0	0	0	0	0	12	45	35 to 45	75.0	11	91.7
18/03/2020	01:00	0	0	0	0	0	1	4	0	1	0	0	0	0	0	0	0	0	0	0	0	0	0	0	0	0	0	0	0	0	0	0	0	0	0	0	0	0	0	0	0	6	40	30 to 40	83.3	6	100.0
18/03/2020	02:00	0	0	0	0	0	0	0	1	0	0	0	0	0	0	0	0	0	0	0	0	0	0	0	0	0	0	0	0	0	0	0	0	0	0	0	0	0	0	0	0	1	45	35 to 45	100.0	1	100.0
18/03/2020	03:00	0	0	0	0	0	0	3	1	0	0	0	0	0	0	0	0	0	0	0	0	0	0	0	0	0	0	0	0	0	0	0	0	0	0	0	0	0	0	0	0	4	35	30 to 40	100.0	4	100.0
18/03/2020	04:00	0	0	0	0	0	0	1	4	0	2	1	1	0	0	0	0	0	0	0	0	0	0	0	0	0	0	0	0	0	0	0	0	0	0	0	0	0	0	0	0	9	55	40 to 50	66.7	9	100.0
18/03/2020	05:00	0	0	0	0	3	6	13	15	12	10	1	1	0	0	0	0	0	0	0	0	0	0	0	0	0	0	0	0	0	0	0	0	0	0	0	0	0	0	0	0	61	46.5	35 to 45	65.6	52	85.2
18/03/2020	06:00	0	0	0	16	53	86	65	49	21	6	2	0	0	1	0	0	0	0	0	0	0	0	0	0	0	0	0	0	0	0	0	0	0	0	0	0	0	0	0	0	299	38.5	25 to 35	68.2	144	48.2
18/03/2020	07:00	0	5	19	34	114	137	81	51	23	5	0	0	0	0	0	0	0	0	0	0	0	0	0	0	0	0	0	0	0	0	0	0	0	0	0	0	0	0	0	0	469	35.9	25 to 35	70.8	160	34.1
18/03/2020	08:00	0	10	23	56	121	181	100	36	6	0	0	0	0	0	0	0	0	0	0	0	0	0	0	0	0	0	0	0	0	0	0	0	0	0	0	0	0	0	0	0	533	33.1	25 to 35	75.4	142	26.6
18/03/2020	09:00	0	3	2	22	54	103	94	37	7	3	0	0	0	0	0	0	0	0	0	0	0	0	0	0	0	0	0	0	0	0	0	0	0	0	0	0	0	0	0	0	325	34.9	25 to 35	77.2	141	43.4
18/03/2020	10:00	0	1	1	21	42	113	82	30	12	2	2	0	0	0	0	0	0	0	0	0	0	0	0	0	0	0	0	0	0	0	0	0	0	0	0	0	0	0	0	0	306	35	25 to 35	77.5	128	41.8
18/03/2020	11:00	0	0	8	21	49	63	60	36	21	2	0	0	0	0	0	0	0	0	0	0	0	0	0	0	0	0	0	0	0	0	0	0	0	0	0	0	0	0	0	0	260	37.8	25 to 35	66.2	119	45.8
18/03/2020	12:00	0	1	3	13	40	81	78	40	19	1	0	0	1	0	0	0	0	0	0	0	0	0	0	0	0	0	0	0	0	0	0	0	0	0	0	0	0	0	0	0	277	37.4	25 to 35	71.8	139	50.2
18/03/2020	13:00	0	6	4	16	43	114	89	42	17	2	0	0	0	0	0	0	0	0	0	0	0	0	0	0	0	0	0	0	0	0	0	0	0	0	0	0	0	0	0	0	333	36.3	25 to 35	73.9	150	45.0
18/03/2020	14:00	0	1	0	18	56	108	71	43	12	1	0	0	0	0	0	0	0	0	0	0	0	0	0	0	0	0	0	0	0	0	0	0	0	0	0	0	0	0	0	0	310	36.2	25 to 35	75.8	127	41.0
18/03/2020	15:00	0	0	5	22	77	124	100	56	12	1	1	0	0	0	0	0	0	0	0	0	0	0	0	0	0	0	0	0	0	0	0	0	0	0	0	0	0	0	0	0	398	35.9	25 to 35	75.6	170	42.7
18/03/2020	16:00	0	11	27	37	100	172	113	57	15	6	0	0	0	0	0	0	0	0	0	0	0	0	0	0	0	0	0	0	0	0	0	0	0	0	0	0	0	0	0	0	538	34.9	25 to 35	71.6	191	35.5
18/03/2020	17:00	0	2	8	22	82	168	83	41	11	4	0	0	0	0	0	0	0	0	0	0	0	0	0	0	0	0	0	0	0	0	0	0	0	0	0	0	0	0	0	0	421	34.6	25 to 35	79.1	139	33.0
18/03/2020	18:00	0	2	6	18	32	86	76	46	15	6	0	0	0	0	0	0	0	0	0	0	0	0	0	0	0	0	0	0	0	0	0	0	0	0	0	0	0	0	0	0	287	37.6	30 to 40	72.5	143	49.8
18/03/2020	19:00	0	0	0	2	8	33	47	35	29	9	1	0	0	0	0	0	0	0	0	0	0	0	0	0	0	0	0	0	0	0	0	0	0	0	0	0	0	0	0	0	164	42.4	30 to 40	70.1	121	73.8
18/03/2020	20:00	0	0	0	2	5	18	29	22	10	3	0	0	0	0	0	0	0	0	0	0	0	0	0	0	0	0	0	0	0	0	0	0	0	0	0	0	0	0	0	0	89	40	30 to 40	77.5	64	71.9
18/03/2020	21:00	0	0	0	1	1	17	14	10	7	4	0	0	0	0	0	0	0	0	0	0	0	0	0	0	0	0	0	0	0	0	0	0	0	0	0	0	0	0	0	0	54	42.1	30 to 40	75.9	35	64.8
18/03/2020	22:00	0	0	0	0	0	3	5	8	4	1	2	0	0	0	0	0	0	0	0	0	0	0	0	0	0	0	0	0	0	0	0	0	0	0	0	0	0	0	0	0	23	45	35 to 45	73.9	20	87.0
18/03/2020	23:00	0	0	0	0	1	1	4	3	2	2	2	0	0	0	0	0	0	0	0	0	0	0	0	0	0	0	0	0	0	0	0	0	0	0	0	0	0	0	0	0	15	50	35 to 45	60.0	13	86.7
24 Hr Summary		0	42	106	321	881	1615	1212	668	260	72	13	2	1	1	0	0	0	0	0	0	0	0	0	0	0	0	0	0	0	0	0	0	0	0	0	0	0	0	0	0	5194	36.8	25 to 35	71.4	2229	42.9

Incoming Histogram
Alton Rd Facing Alton

from Sun-Mar-15-2020-05-00-AM to Sun-Aug-16-2020-02-59-PM

Date	Starting Hr:min	<5	5 to <10	10 to <15	15 to <20	20 to <25	25 to <30	30 to <35	35 to <40	40 to <45	45 to <50	50 to <55	55 to <60	60 to <65	65 to <70	70 to <75	75 to <80	80 to <85	85 to <90	90 to <95	95 to <100	100 to <105	105 to <110	110 to <115	115 to <120	120 to <125	125 to <130	130 to <135	135 to <140	140 to <145	145 to <150	150 to <155	155 to <160	160 to <165	165 to <170	170 to <175	175 to <180	180 to <185	185 to <190	190 to <195	195 to >200	Total Counts	85pct Speed	10MPH Pace	% in pace	# of Speeders	% Speeders
19/03/2020	00:00	0	0	0	0	0	5	4	5	1	4	1	0	0	0	0	0	0	0	0	0	0	0	0	0	0	0	0	0	0	0	0	0	0	0	0	0	0	0	0	0	20	47.5	30 to 40	70.0	15	75.0
19/03/2020	01:00	0	0	0	0	0	2	2	0	1	2	0	0	0	0	0	0	0	0	0	0	0	0	0	0	0	0	0	0	0	0	0	0	0	0	0	0	0	0	0	0	7	47.5	25 to 35	57.1	5	71.4
19/03/2020	02:00	0	0	0	0	0	0	0	1	1	1	0	0	0	0	0	0	0	0	0	0	0	0	0	0	0	0	0	0	0	0	0	0	0	0	0	0	0	0	0	0	3	50	40 to 50	100.0	3	100.0
19/03/2020	03:00	0	0	0	0	0	2	0	1	0	0	0	1	0	0	0	0	0	0	0	0	0	0	0	0	0	0	0	0	0	0	0	0	0	0	0	0	0	0	0	0	4	40	30 to 40	75.0	2	50.0
19/03/2020	04:00	0	0	0	0	0	1	1	3	3	3	0	0	0	0	0	0	0	0	0	0	0	0	0	0	0	0	0	0	0	0	0	0	0	0	0	0	0	0	0	0	11	46.7	40 to 50	81.8	10	90.9
19/03/2020	05:00	0	0	0	2	6	13	14	18	9	2	1	0	0	0	0	0	0	0	0	0	0	0	0	0	0	0	0	0	0	0	0	0	0	0	0	0	0	0	0	0	65	41.1	30 to 40	69.2	44	67.7
19/03/2020	06:00	0	0	0	10	41	68	61	50	14	3	1	0	0	0	0	0	0	0	0	0	0	0	0	0	0	0	0	0	0	0	0	0	0	0	0	0	0	0	0	0	248	38.1	30 to 40	72.2	129	52.0
19/03/2020	07:00	0	1	4	36	105	153	96	31	8	4	0	0	0	0	0	0	0	0	0	0	0	0	0	0	0	0	0	0	0	0	0	0	0	0	0	0	0	0	0	0	438	33.8	25 to 35	80.8	139	31.7
19/03/2020	08:00	0	8	26	66	129	172	80	21	4	0	0	0	0	0	0	0	0	0	0	0	0	0	0	0	0	0	0	0	0	0	0	0	0	0	0	0	0	0	0	0	506	31.8	25 to 35	75.3	105	20.8
19/03/2020	09:00	0	0	1	15	56	93	81	19	12	2	0	0	0	0	0	0	0	0	0	0	0	0	0	0	0	0	0	0	0	0	0	0	0	0	0	0	0	0	0	0	279	34.4	25 to 35	82.4	114	40.9
19/03/2020	10:00	0	0	2	15	58	113	63	29	5	1	0	0	0	0	0	0	0	0	0	0	0	0	0	0	0	0	0	0	0	0	0	0	0	0	0	0	0	0	0	0	286	34.4	25 to 35	81.8	98	34.3
19/03/2020	11:00	0	5	13	16	41	74	59	22	8	0	0	0	0	0	0	0	0	0	0	0	0	0	0	0	0	0	0	0	0	0	0	0	0	0	0	0	0	0	0	0	238	34.5	25 to 35	73.1	89	37.4
19/03/2020	12:00	0	1	3	21	39	84	67	34	11	0	0	0	0	0	0	0	0	0	0	0	0	0	0	0	0	0	0	0	0	0	0	0	0	0	0	0	0	0	0	0	260	35.9	25 to 35	73.1	112	43.1
19/03/2020	13:00	0	1	3	20	56	86	61	29	8	0	1	0	0	0	0	0	0	0	0	0	0	0	0	0	0	0	0	0	0	0	0	0	0	0	0	0	0	0	0	0	265	34.8	25 to 35	76.6	99	37.4
19/03/2020	14:00	0	2	3	15	56	108	85	27	11	0	0	0	0	0	0	0	0	0	0	0	0	0	0	0	0	0	0	0	0	0	0	0	0	0	0	0	0	0	0	0	307	34.5	25 to 35	81.1	123	40.1
19/03/2020	15:00	0	1	2	21	51	113	91	46	3	1	0	0	0	0	0	0	0	0	0	0	0	0	0	0	0	0	0	0	0	0	0	0	0	0	0	0	0	0	0	0	329	35.1	25 to 35	77.5	141	42.9
19/03/2020	16:00	0	2	10	29	121	178	101	42	18	2	0	0	0	0	0	0	0	0	0	0	0	0	0	0	0	0	0	0	0	0	0	0	0	0	0	0	0	0	0	0	503	34.4	25 to 35	79.5	163	32.4
19/03/2020	17:00	0	0	1	21	78	147	107	53	12	1	0	0	0	0	0	0	0	0	0	0	0	0	0	0	0	0	0	0	0	0	0	0	0	0	0	0	0	0	0	0	420	35.3	25 to 35	79.0	173	41.2
19/03/2020	18:00	0	0	0	3	22	69	67	37	16	3	1	0	0	0	0	0	0	0	0	0	0	0	0	0	0	0	0	0	0	0	0	0	0	0	0	0	0	0	0	0	218	38.2	30 to 40	79.4	124	56.9
19/03/2020	19:00	0	0	0	2	8	43	42	29	15	3	0	0	0	0	0	0	0	0	0	0	0	0	0	0	0	0	0	0	0	0	0	0	0	0	0	0	0	0	0	0	142	39.5	30 to 40	80.3	89	62.7
19/03/2020	20:00	0	0	0	0	1	17	23	16	8	7	0	0	1	0	0	0	0	0	0	0	0	0	0	0	0	0	0	0	0	0	0	0	0	0	0	0	0	0	0	0	73	43.1	30 to 40	76.7	55	75.3
19/03/2020	21:00	0	0	0	0	4	11	17	6	7	5	0	0	0	0	0	0	0	0	0	0	0	0	0	0	0	0	0	0	0	0	0	0	0	0	0	0	0	0	0	0	50	42.9	30 to 40	68.0	35	70.0
19/03/2020	22:00	0	0	0	0	0	3	3	8	6	5	1	0	0	0	0	0	0	0	0	0	0	0	0	0	0	0	0	0	0	0	0	0	0	0	0	0	0	0	0	0	26	47	40 to 50	73.1	23	88.5
19/03/2020	23:00	0	0	0	0	0	6	6	4	4	1	1	0	0	0	0	0	0	0	0	0	0	0	0	0	0	0	0	0	0	0	0	0	0	0	0	0	0	0	0	0	22	43.8	30 to 40	72.7	16	72.7
24 Hr Summary		0	21	68	292	872	1561	1131	531	185	50	7	1	1	0	0	0	0	0	0	0	0	0	0	0	0	0	0	0	0	0	0	0	0	0	0	0	0	0	0	0	4720	35.6	25 to 35	75.5	1906	40.4

Incoming Histogram
Alton Rd Facing Alton

from Sun-Mar-15-2020-05-00-AM to Sun-Aug-16-2020-02-59-PM

Date	Starting Hr:min	<5	5 to <10	10 to <15	15 to <20	20 to <25	25 to <30	30 to <35	35 to <40	40 to <45	45 to <50	50 to <55	55 to <60	60 to <65	65 to <70	70 to <75	75 to <80	80 to <85	85 to <90	90 to <95	95 to <100	100 to <105	105 to <110	110 to <115	115 to <120	120 to <125	125 to <130	130 to <135	135 to <140	140 to <145	145 to <150	150 to <155	155 to <160	160 to <165	165 to <170	170 to <175	175 to <180	180 to <185	185 to <190	190 to <195	195 to >200	Total Counts	85pct Speed	10MPH Pace	% in pace	# of Speeders	% Speeders
20/03/2020	00:00	0	0	0	0	0	1	1	3	1	2	0	0	0	0	0	0	0	0	0	0	0	0	0	0	0	0	0	0	0	0	0	0	0	0	0	0	0	0	0	0	8	47.5	40 to 50	75.0	7	87.5
20/03/2020	01:00	0	0	0	0	0	1	2	2	1	0	0	0	0	0	0	0	0	0	0	0	0	0	0	0	0	0	0	0	0	0	0	0	0	0	0	0	0	0	0	0	6	40	30 to 40	83.3	5	83.3
20/03/2020	02:00	0	0	0	0	0	0	1	2	1	1	0	0	0	0	0	0	0	0	0	0	0	0	0	0	0	0	0	0	0	0	0	0	0	0	0	0	0	0	0	0	5	45	35 to 45	80.0	5	100.0
20/03/2020	03:00	0	0	0	0	0	3	1	2	1	0	0	0	0	0	0	0	0	0	0	0	0	0	0	0	0	0	0	0	0	0	0	0	0	0	0	0	0	0	0	0	7	40	30 to 40	85.7	4	57.1
20/03/2020	04:00	0	0	0	0	0	1	2	2	1	1	2	0	1	0	0	0	0	0	0	0	0	0	0	0	0	0	0	0	0	0	0	0	0	0	0	0	0	0	0	0	10	52.5	30 to 40	50.0	9	90.0
20/03/2020	05:00	0	0	0	2	6	12	13	16	8	3	2	0	0	0	0	0	0	0	0	0	0	0	0	0	0	0	0	0	0	0	0	0	0	0	0	0	0	0	0	0	62	42.5	30 to 40	66.1	42	67.7
20/03/2020	06:00	0	0	5	9	44	80	63	39	17	13	1	0	0	0	0	0	0	0	0	0	0	0	0	0	0	0	0	0	0	0	0	0	0	0	0	0	0	0	0	0	271	38.7	25 to 35	69.0	133	49.1
20/03/2020	07:00	0	7	11	27	100	146	73	40	22	4	0	1	0	0	1	0	0	0	0	0	0	0	0	0	0	0	0	0	0	0	0	0	0	0	0	0	0	0	0	0	432	35.4	25 to 35	73.8	141	32.6
20/03/2020	08:00	0	8	15	27	90	158	72	36	8	1	0	0	0	0	0	0	0	0	0	0	0	0	0	0	0	0	0	0	0	0	0	0	0	0	0	0	0	0	0	0	415	33.8	25 to 35	77.1	117	28.2
20/03/2020	09:00	0	2	3	25	50	109	85	30	11	1	0	0	0	0	0	0	0	0	0	0	0	0	0	0	0	0	0	0	0	0	0	0	0	0	0	0	0	0	0	0	316	34.7	25 to 35	77.2	127	40.2
20/03/2020	10:00	0	0	1	13	44	98	68	27	11	0	0	0	0	0	0	0	0	0	0	0	0	0	0	0	0	0	0	0	0	0	0	0	0	0	0	0	0	0	0	0	262	34.9	25 to 35	80.2	106	40.5
20/03/2020	11:00	0	7	7	20	44	372	94	111	65	19	5	0	0	0	0	0	0	0	0	0	0	0	0	0	0	0	0	0	0	0	0	0	0	0	0	0	0	0	0	0	372	37.5	30 to 40	72.6	200	53.8
20/03/2020	12:00	0	0	6	27	69	114	121	42	13	1	0	0	0	0	0	0	0	0	0	0	0	0	0	0	0	0	0	0	0	0	0	0	0	0	0	0	0	0	0	0	393	34.9	25 to 35	77.4	177	45.0
20/03/2020	13:00	0	1	4	19	60	88	71	47	18	5	0	0	0	0	0	0	0	0	0	0	0	0	0	0	0	0	0	0	0	0	0	0	0	0	0	0	0	0	0	0	313	37.4	25 to 35	70.0	141	45.0
20/03/2020	14:00	0	2	7	25	85	153	82	38	16	0	0	0	0	0	0	0	0	0	0	0	0	0	0	0	0	0	0	0	0	0	0	0	0	0	0	0	0	0	0	0	408	34.6	25 to 35	78.4	136	33.3
20/03/2020	15:00	0	2	5	17	66	132	85	38	22	0	0	0	0	0	0	0	0	0	0	0	0	0	0	0	0	0	0	0	0	0	0	0	0	0	0	0	0	0	0	0	367	35.7	25 to 35	77.1	145	39.5
20/03/2020	16:00	0	1	3	24	87	187	122	45	9	0	0	0	0	0	0	0	0	0	0	0	0	0	0	0	0	0	0	0	0	0	0	0	0	0	0	0	0	0	0	0	478	34.3	25 to 35	82.8	176	36.8
20/03/2020	17:00	0	1	2	17	55	107	68	51	15	6	0	0	0	0	0	0	0	0	0	0	0	0	0	0	0	0	0	0	0	0	0	0	0	0	0	0	0	0	0	0	322	37.4	25 to 35	71.4	140	43.5
20/03/2020	18:00	0	0	3	12	17	57	48	37	13	2	0	0	0	0	0	0	0	0	0	0	0	0	0	0	0	0	0	0	0	0	0	0	0	0	0	0	0	0	0	0	189	38.2	30 to 40	75.1	100	52.9
20/03/2020	19:00	0	1	1	7	14	44	41	31	16	5	1	1	0	0	0	0	0	0	0	0	0	0	0	0	0	0	0	0	0	0	0	0	0	0	0	0	0	0	0	0	162	39.8	30 to 40	71.6	95	58.6
20/03/2020	20:00	0	0	0	0	9	20	17	16	9	4	1	0	0	0	0	0	0	0	0	0	0	0	0	0	0	0	0	0	0	0	0	0	0	0	0	0	0	0	0	0	76	41.7	30 to 40	69.7	47	61.8
20/03/2020	21:00	0	0	1	0	2	10	13	7	5	3	1	1	1	0	0	0	0	0	2	0	0	0	0	0	0	0	0	0	0	0	0	0	0	0	0	0	0	0	0	0	44	44	30 to 40	68.2	31	70.5
20/03/2020	22:00	0	0	0	0	0	2	8	4	4	1	1	0	0	0	0	0	0	0	0	0	0	0	0	0	0	0	0	0	0	0	0	0	0	0	0	0	0	0	0	0	20	43.8	35 to 45	80.0	18	90.0
20/03/2020	23:00	0	0	0	0	2	2	2	5	1	1	0	0	0	0	0	0	0	0	0	0	0	0	0	0	0	0	0	0	0	0	0	0	0	0	0	0	0	0	0	0	13	40	30 to 40	69.2	9	69.2
24 Hr Summary		0	32	74	271	844	1619	1170	625	242	59	9	3	2	0	1	0	0	0	0	0	0	0	0	0	0	0	0	0	0	0	0	0	0	0	0	0	0	0	0	0	4951	36.6	25 to 35	73.4	2111	42.6

Incoming Histogram
Alton Rd Facing Alton

from Sun-Mar-15-2020-05-00-AM to Sun-Aug-16-2020-02-59-PM

Date	Starting Hr:min	<5	5 to <10	10 to <15	15 to <20	20 to <25	25 to <30	30 to <35	35 to <40	40 to <45	45 to <50	50 to <55	55 to <60	60 to <65	65 to <70	70 to <75	75 to <80	80 to <85	85 to <90	90 to <95	95 to <100	100 to <105	105 to <110	110 to <115	115 to <120	120 to <125	125 to <130	130 to <135	135 to <140	140 to <145	145 to <150	150 to <155	155 to <160	160 to <165	165 to <170	170 to <175	175 to <180	180 to <185	185 to <190	190 to <195	195 to >200	Total Counts	85pct Speed	10MPH Pace	% in pace	# of Speeders	% Speeders
21/03/2020	00:00	0	0	0	0	0	4	4	4	3	0	1	0	0	0	0	0	0	0	0	0	0	0	0	0	0	0	0	0	0	0	0	0	0	0	0	0	0	0	0	0	16	43.3	30 to 40	75.0	12	75.0
21/03/2020	01:00	0	0	0	0	0	1	0	1	1	1	0	0	0	0	0	0	0	0	0	0	0	0	0	0	0	0	0	0	0	0	0	0	0	0	0	0	0	0	0	0	4	45	40 to 50	75.0	3	75.0
21/03/2020	02:00	0	0	0	0	0	0	2	1	0	0	0	0	0	0	0	0	0	0	0	0	0	0	0	0	0	0	0	0	0	0	0	0	0	0	0	0	0	0	0	0	3	40	30 to 40	100.0	3	100.0
21/03/2020	03:00	0	0	0	0	0	2	0	1	0	0	0	0	0	0	0	0	0	0	0	0	0	0	0	0	0	0	0	0	0	0	0	0	0	0	0	0	0	0	0	0	3	40	30 to 40	100.0	1	33.3
21/03/2020	04:00	0	0	0	0	1	1	2	2	2	1	0	0	0	0	0	0	0	0	0	0	0	0	0	0	0	0	0	0	0	0	0	0	0	0	0	0	0	0	0	0	11	47.5	35 to 45	54.5	9	81.8
21/03/2020	05:00	0	0	0	0	0	5	4	4	7	0	1	0	0	0	0	0	0	0	0	0	0	0	0	0	0	0	0	0	0	0	0	0	0	0	0	0	0	0	0	0	21	43.6	35 to 45	71.4	16	76.2
21/03/2020	06:00	0	0	0	0	4	6	15	15	12	4	0	1	0	0	0	0	0	0	0	0	0	0	0	0	0	0	0	0	0	0	0	0	0	0	0	0	0	0	0	0	57	43.3	35 to 45	73.7	47	82.5
21/03/2020	07:00	0	0	2	4	14	32	38	20	12	3	0	0	0	0	0	0	0	0	0	0	0	0	0	0	0	0	0	0	0	0	0	0	0	0	0	0	0	0	0	0	125	39	30 to 40	72.0	73	58.4
21/03/2020	08:00	0	1	0	6	19	37	39	37	19	5	0	0	0	0	0	0	0	0	0	0	0	0	0	0	0	0	0	0	0	0	0	0	0	0	0	0	0	0	0	0	163	40	30 to 40	69.3	100	61.3
21/03/2020	09:00	0	0	1	8	27	52	44	31	16	2	0	0	0	0	0	0	0	0	0	0	0	0	0	0	0	0	0	0	0	0	0	0	0	0	0	0	0	0	0	0	181	38.5	30 to 40	70.2	93	51.4
21/03/2020	10:00	0	4	8	13	31	55	50	44	16	5	0	0	0	0	0	0	0	0	0	0	0	0	0	0	0	0	0	0	0	0	0	0	0	0	0	0	0	0	0	0	226	38.5	30 to 40	65.9	115	50.9
21/03/2020	11:00	0	2	0	8	20	81	78	48	13	4	1	0	0	0	0	0	0	0	0	0	0	0	0	0	0	0	0	0	0	0	0	0	0	0	0	0	0	0	0	0	255	37.9	30 to 40	81.2	144	56.5
21/03/2020	12:00	0	0	4	6	31	55	80	62	14	4	0	0	0	0	0	0	0	0	0	0	0	0	0	0	0	0	0	0	0	0	0	0	0	0	0	0	0	0	0	0	256	38.4	30 to 40	77.0	160	62.5
21/03/2020	13:00	0	7	6	6	22	84	72	50	21	2	1	0	0	0	0	0	0	0	0	0	0	0	0	0	0	0	0	0	0	0	0	0	0	0	0	0	0	0	0	0	271	38.3	30 to 40	76.0	146	53.9
21/03/2020	14:00	0	2	2	5	44	73	57	24	10	1	1	0	0	0	0	0	0	0	0	0	0	0	0	0	0	0	0	0	0	0	0	0	0	0	0	0	0	0	0	0	219	35.6	25 to 35	79.5	93	42.5
21/03/2020	15:00	0	0	0	4	27	78	69	44	14	5	0	0	0	0	0	0	0	0	0	0	0	0	0	0	0	0	0	0	0	0	0	0	0	0	0	0	0	0	0	0	241	38.1	30 to 40	79.3	132	54.8
21/03/2020	16:00	0	0	1	3	19	81	70	36	8	3	0	0	0	0	0	0	0	0	0	0	0	0	0	0	0	0	0	0	0	0	0	0	0	0	0	0	0	0	0	0	221	36.9	30 to 40	84.6	117	52.9
21/03/2020	17:00	0	0	1	20	29	60	44	24	10	1	1	0	0	0	0	0	0	0	0	0	0	0	0	0	0	0	0	0	0	0	0	0	0	0	0	0	0	0	0	0	190	36.7	25 to 35	70.0	80	42.1
21/03/2020	18:00	0	0	0	5	14	49	32	23	14	3	1	0	0	0	0	0	0	0	0	0	0	0	0	0	0	0	0	0	0	0	0	0	0	0	0	0	0	0	0	0	141	39.3	30 to 40	73.8	73	51.8
21/03/2020	19:00	0	0	0	4	6	14	18	20	10	3	1	1	0	0	0	0	0	0	0	0	0	0	0	0	0	0	0	0	0	0	0	0	0	0	0	0	0	0	0	0	77	41.5	30 to 40	67.5	53	68.8
21/03/2020	20:00	0	0	0	1	9	8	14	5	11	3	3	2	0	0	0	0	0	0	0	0	0	0	0	0	0	0	0	0	0	0	0	0	0	0	0	0	0	0	0	0	56	45	25 to 35	55.4	38	67.9
21/03/2020	21:00	0	0	0	0	0	4	10	11	6	1	1	1	0	0	0	0	0	0	0	0	0	0	0	0	0	0	0	0	0	0	0	0	0	0	0	0	0	0	0	0	34	43.3	35 to 45	79.4	30	88.2
21/03/2020	22:00	0	0	0	0	0	7	8	3	4	2	0	0	0	0	0	0	0	0	0	0	0	0	0	0	0	0	0	0	0	0	0	0	0	0	0	0	0	0	0	0	24	42.5	30 to 40	75.0	17	70.8
21/03/2020	23:00	0	0	0	0	0	3	3	1	2	1	1	0	0	0	0	0	0	0	0	0	0	0	0	0	0	0	0	0	0	0	0	0	0	0	0	0	0	0	0	0	11	45	30 to 40	63.6	8	72.7
24 Hr Summary		0	16	25	93	317	792	753	511	225	55	14	5	0	0	0	0	0	0	0	0	0	0	0	0	0	0	0	0	0	0	0	0	0	0	0	0	0	0	0	0	2806	38.8	30 to 40	73.3	1563	55.7

Incoming Histogram
Alton Rd Facing Alton

from Sun-Mar-15-2020-05-00-AM to Sun-Aug-16-2020-02-59-PM

Date	Starting Hr:min	<5	5 to <10	10 to <15	15 to <20	20 to <25	25 to <30	30 to <35	35 to <40	40 to <45	45 to <50	50 to <55	55 to <60	60 to <65	65 to <70	70 to <75	75 to <80	80 to <85	85 to <90	90 to <95	95 to <100	100 to <105	105 to <110	110 to <115	115 to <120	120 to <125	125 to <130	130 to <135	135 to <140	140 to <145	145 to <150	150 to <155	155 to <160	160 to <165	165 to <170	170 to <175	175 to <180	180 to <185	185 to <190	190 to <195	195 to >200	Total Counts	85pct Speed	10MPH Pace	% in pace	# of Speeders	% Speeders
22/03/2020	00:00	0	0	0	0	0	3	2	2	2	2	0	0	0	0	0	0	0	0	0	0	0	0	0	0	0	0	0	0	0	0	0	0	0	0	0	0	0	0	0	0	11	45	30 to 40	63.6	8	72.7
22/03/2020	01:00	0	0	0	0	0	0	0	3	0	0	0	1	0	0	0	0	0	0	0	0	0	0	0	0	0	0	0	0	0	0	0	0	0	0	0	0	0	0	0	0	4	40	30 to 40	75.0	4	100.0
22/03/2020	02:00	0	0	0	0	0	0	0	0	0	0	0	0	0	0	0	0	0	0	0	0	0	0	0	0	0	0	0	0	0	0	0	0	0	0	0	0	0	0	0	0	0	0	*	*	*	*
22/03/2020	03:00	0	0	0	0	0	0	0	2	0	0	0	0	1	0	0	0	0	0	0	0	0	0	0	0	0	0	0	0	0	0	0	0	0	0	0	0	0	0	0	0	3	65	30 to 40	66.7	3	100.0
22/03/2020	04:00	0	0	0	0	0	0	1	2	1	1	1	0	0	0	0	0	0	0	0	0	0	0	0	0	0	0	0	0	0	0	0	0	0	0	0	0	0	0	0	0	6	50	35 to 45	66.7	6	100.0
22/03/2020	05:00	0	0	0	0	0	0	3	3	5	3	0	0	0	0	0	0	0	0	0	0	0	0	0	0	0	0	0	0	0	0	0	0	0	0	0	0	0	0	0	0	14	46.7	35 to 45	78.6	14	100.0
22/03/2020	06:00	0	0	0	1	1	9	6	5	2	2	1	0	0	0	0	0	0	0	0	0	0	0	0	0	0	0	0	0	0	0	0	0	0	0	0	0	0	0	0	0	27	42.5	30 to 40	74.1	16	59.3
22/03/2020	07:00	0	0	0	1	3	18	8	8	3	0	0	0	0	0	0	0	0	0	0	0	0	0	0	0	0	0	0	0	0	0	0	0	0	0	0	0	0	0	0	0	41	38.1	30 to 40	82.9	19	46.3
22/03/2020	08:00	0	0	0	1	5	13	21	20	10	1	0	0	0	0	0	0	0	0	0	0	0	0	0	0	0	0	0	0	0	0	0	0	0	0	0	0	0	0	0	0	71	40	30 to 40	76.1	52	73.2
22/03/2020	09:00	0	0	0	2	11	32	28	32	19	1	0	1	0	0	0	0	0	0	0	0	0	0	0	0	0	0	0	0	0	0	0	0	0	0	0	0	0	0	0	0	126	40.5	30 to 40	73.0	81	64.3
22/03/2020	10:00	0	1	0	2	24	52	43	40	13	0	0	0	0	0	0	0	0	0	0	0	0	0	0	0	0	0	0	0	0	0	0	0	0	0	0	0	0	0	0	0	175	38.4	30 to 40	77.1	96	54.9
22/03/2020	11:00	0	0	2	5	26	72	68	35	18	3	0	0	0	0	0	0	0	0	0	0	0	0	0	0	0	0	0	0	0	0	0	0	0	0	0	0	0	0	0	0	229	38.1	30 to 40	76.4	124	54.1
22/03/2020	12:00	0	1	0	6	32	58	77	36	18	1	1	1	0	0	0	0	0	0	0	0	0	0	0	0	0	1	0	0	0	0	0	0	0	0	0	0	0	0	0	0	231	38.1	30 to 40	74.0	134	58.0
22/03/2020	13:00	0	1	1	8	25	65	72	46	15	5	0	0	0	0	0	0	0	0	0	0	0	0	0	0	0	0	0	0	0	0	0	0	0	0	0	0	0	0	0	0	238	38.3	30 to 40	76.9	138	58.0
22/03/2020	14:00	0	0	1	1	23	57	63	41	13	2	0	0	0	0	0	0	0	0	0	0	0	0	0	0	0	0	0	0	0	0	0	0	0	0	0	0	0	0	0	0	201	38.2	30 to 40	80.1	119	59.2
22/03/2020	15:00	0	1	1	9	32	72	60	40	12	3	1	1	0	0	0	0	0	0	0	0	0	0	0	0	0	0	0	0	0	0	0	0	0	0	0	0	0	0	0	0	232	37.8	30 to 40	74.1	117	50.4
22/03/2020	16:00	0	1	4	8	28	46	50	26	10	4	0	0	0	0	0	0	0	0	0	0	0	0	0	0	0	0	0	0	0	0	0	0	0	0	0	0	0	0	0	0	177	37.5	25 to 35	70.1	90	50.8
22/03/2020	17:00	0	2	0	3	16	42	45	30	11	3	0	0	0	0	0	0	0	0	0	0	0	0	0	0	0	0	0	0	0	0	0	0	0	0	0	0	0	0	0	0	152	38.5	30 to 40	77.0	89	58.6
22/03/2020	18:00	0	0	0	1	18	36	33	25	17	2	3	0	0	0	0	0	0	0	0	0	0	0	0	0	0	0	0	0	0	0	0	0	0	0	0	0	0	0	0	0	135	40.6	30 to 40	69.6	80	59.3
22/03/2020	19:00	0	0	0	0	4	17	26	18	17	9	5	1	0	0	0	0	0	0	0	0	0	0	0	0	0	0	0	0	0	0	0	0	0	0	0	0	0	0	0	0	97	45	30 to 40	62.9	76	78.4
22/03/2020	20:00	0	0	0	0	3	13	10	9	7	4	2	0	0	0	0	0	0	0	0	0	0	0	0	0	0	0	0	0	0	0	0	0	0	0	0	0	0	0	0	0	48	44.3	30 to 40	66.7	32	66.7
22/03/2020	21:00	0	0	0	0	3	2	5	8	3	7	1	1	0	0	0	0	0	0	0	0	0	0	0	0	0	0	0	0	0	0	0	0	0	0	0	0	0	0	0	0	30	48.6	40 to 50	60.0	25	83.3
22/03/2020	22:00	0	0	0	0	0	4	6	7	4	0	2	2	0	0	0	0	0	0	0	0	0	0	0	0	0	0	0	0	0	0	0	0	0	0	0	0	0	0	0	0	25	45	30 to 40	68.0	21	84.0
22/03/2020	23:00	0	0	0	0	0	0	1	3	1	1	0	0	0	0	0	0	0	0	0	0	0	0	0	0	0	0	0	0	0	0	0	0	0	0	0	0	0	0	0	0	6	45	35 to 45	83.3	6	100.0
24 Hr Summary		0	7	9	48	254	611	628	441	201	54	17	8	1	0	0	0	0	0	0	0	0	0	0	0	0	0	0	0	0	0	0	0	0	0	0	0	0	0	0	0	2279	39.3	30 to 40	73.7	1350	59.2

Incoming Histogram
Alton Rd Facing Alton

from Sun-Mar-15-2020-05-00-AM to Sun-Aug-16-2020-02-59-PM

Date	Starting Hr:min	<5	5 to <10	10 to <15	15 to <20	20 to <25	25 to <30	30 to <35	35 to <40	40 to <45	45 to <50	50 to <55	55 to <60	60 to <65	65 to <70	70 to <75	75 to <80	80 to <85	85 to <90	90 to <95	95 to <100	100 to <105	105 to <110	110 to <115	115 to <120	120 to <125	125 to <130	130 to <135	135 to <140	140 to <145	145 to <150	150 to <155	155 to <160	160 to <165	165 to <170	170 to <175	175 to <180	180 to <185	185 to <190	190 to <195	195 to >200	Total Counts	85pct Speed	10MPH Pace	% in pace	# of Speeders	% Speeders
23/03/2020	00:00	0	0	0	0	0	0	2	0	0	1	0	0	0	0	0	0	0	0	0	0	0	0	0	0	0	0	0	0	0	0	0	0	0	0	0	0	0	0	0	0	3	50	25 to 35	66.7	3	100.0
23/03/2020	01:00	0	0	0	0	0	0	0	1	1	0	0	0	0	0	0	0	0	0	0	0	0	0	0	0	0	0	0	0	0	0	0	0	0	0	0	0	0	0	0	0	2	45	35 to 45	100.0	2	100.0
23/03/2020	02:00	0	0	0	0	0	0	1	1	0	0	0	0	0	0	0	0	0	0	0	0	0	0	0	0	0	0	0	0	0	0	0	0	0	0	0	0	0	0	0	0	2	40	30 to 40	100.0	2	100.0
23/03/2020	03:00	0	0	0	0	0	0	0	2	0	0	0	0	0	0	0	0	0	0	0	0	0	0	0	0	0	0	0	0	0	0	0	0	0	0	0	0	0	0	0	0	2	40	30 to 40	100.0	2	100.0
23/03/2020	04:00	0	0	0	0	0	0	1	4	2	3	2	0	1	0	0	0	0	0	0	0	0	0	0	0	0	0	0	0	0	0	0	0	0	0	0	0	0	0	0	0	13	52.5	40 to 50	69.2	13	100.0
23/03/2020	05:00	0	0	0	2	3	10	9	13	11	9	2	2	0	0	0	0	0	0	0	0	0	0	0	0	0	0	0	0	0	0	0	0	0	0	0	0	0	0	0	0	61	47.2	35 to 45	54.1	46	75.4
23/03/2020	06:00	0	1	0	12	29	61	59	45	23	5	0	0	0	0	0	0	0	0	0	0	0	0	0	0	0	0	0	0	0	0	0	0	0	0	0	0	0	0	0	0	235	39.2	30 to 40	70.2	132	56.2
23/03/2020	07:00	0	0	4	33	69	126	92	55	15	2	0	0	0	0	0	0	0	0	0	0	0	0	0	0	0	0	0	0	0	0	0	0	0	0	0	0	0	0	0	0	396	36.2	25 to 35	72.5	164	41.4
23/03/2020	08:00	0	0	4	20	79	109	84	48	10	0	0	0	0	0	0	0	0	0	0	0	0	0	0	0	0	0	0	0	0	0	0	0	0	0	0	0	0	0	0	0	354	35.5	25 to 35	76.8	142	40.1
23/03/2020	09:00	0	0	2	4	38	83	77	37	15	1	0	0	0	0	0	0	0	0	0	0	0	0	0	0	0	0	0	0	0	0	0	0	0	0	0	0	0	0	0	0	257	36.9	25 to 35	77.0	130	50.6
23/03/2020	10:00	0	2	0	9	19	62	53	39	22	6	0	0	0	1	0	0	0	0	0	0	0	0	0	0	0	0	0	0	0	0	0	0	0	0	0	0	0	0	0	0	213	39.6	30 to 40	72.3	121	56.8
23/03/2020	11:00	0	2	5	9	24	58	55	39	13	4	1	0	0	0	0	0	0	0	0	0	0	0	0	0	0	0	0	0	0	0	0	0	0	0	0	0	0	0	0	0	209	38.2	30 to 40	72.7	111	53.1
23/03/2020	12:00	0	1	3	9	27	57	75	37	17	4	1	0	0	0	0	0	0	0	0	0	0	0	0	0	0	0	0	0	0	0	0	0	0	0	0	0	0	0	0	0	231	38.2	30 to 40	73.2	134	58.0
23/03/2020	13:00	0	3	1	7	31	78	72	37	17	3	1	1	0	0	0	0	0	0	0	0	0	0	0	0	0	0	0	0	0	0	0	0	0	0	0	0	0	0	0	0	251	37.8	30 to 40	74.5	131	52.2
23/03/2020	14:00	0	1	3	6	43	72	83	29	15	1	0	0	1	0	0	0	0	0	0	0	0	0	0	0	0	0	0	0	0	0	0	0	0	0	0	0	0	0	0	0	254	36.4	25 to 35	78.0	129	50.8
23/03/2020	15:00	0	0	5	9	31	72	77	49	23	3	1	0	0	0	0	0	0	0	0	0	0	0	0	0	0	0	0	0	0	0	0	0	0	0	0	0	0	0	0	0	270	38.7	30 to 40	73.3	153	56.7
23/03/2020	16:00	0	2	6	38	69	123	89	45	30	5	0	0	0	0	0	0	0	0	0	0	0	0	0	0	0	0	0	0	0	0	0	0	0	0	0	0	0	0	0	0	407	37.1	25 to 35	69.0	169	41.5
23/03/2020	17:00	0	1	3	20	37	99	85	52	16	4	1	1	0	0	0	0	0	0	0	0	0	0	0	0	0	0	0	0	0	0	0	0	0	0	0	0	0	0	0	0	319	37.5	30 to 40	74.0	159	49.8
23/03/2020	18:00	0	1	0	5	14	65	46	35	9	2	1	1	0	0	0	0	0	0	0	0	0	0	0	0	0	0	0	0	0	0	0	0	0	0	0	0	0	0	0	0	179	38	30 to 40	81.6	94	52.5
23/03/2020	19:00	0	0	1	1	5	21	27	24	5	7	1	0	0	0	0	0	0	0	0	0	0	0	0	0	0	0	0	0	0	0	0	0	0	0	0	0	0	0	0	0	92	39.8	30 to 40	78.3	64	69.6
23/03/2020	20:00	0	0	0	0	2	11	5	13	7	7	0	0	0	0	0	0	0	0	0	0	0	0	0	0	0	0	0	0	0	0	0	0	0	0	0	0	0	0	0	0	45	45	30 to 40	64.4	32	71.1
23/03/2020	21:00	0	0	0	0	2	12	9	9	6	2	2	0	0	0	0	0	0	0	0	0	0	0	0	0	0	0	0	0	0	0	0	0	0	0	0	0	0	0	0	0	42	43.3	30 to 40	71.4	28	66.7
23/03/2020	22:00	0	0	0	0	0	3	5	4	5	2	1	0	0	0	0	0	0	0	0	0	0	0	0	0	0	0	0	0	0	0	0	0	0	0	0	0	0	0	0	0	20	45	35 to 45	70.0	17	85.0
23/03/2020	23:00	0	0	0	1	1	1	0	6	2	2	2	0	0	0	0	0	0	0	0	0	0	0	0	0	0	0	0	0	0	0	0	0	0	0	0	0	0	0	0	0	15	50	40 to 50	66.7	12	80.0
24 Hr Summary		0	14	37	185	523	1123	1006	624	264	73	15	5	2	1	0	0	0	0	0	0	0	0	0	0	0	0	0	0	0	0	0	0	0	0	0	0	0	0	0	0	3872	38.2	30 to 40	71.1	1990	51.4

Incoming Histogram
Alton Rd Facing Alton

from Sun-Mar-15-2020-05-00-AM to Sun-Aug-16-2020-02-59-PM

Date	Starting Hr:min	<5	5 to <10	10 to <15	15 to <20	20 to <25	25 to <30	30 to <35	35 to <40	40 to <45	45 to <50	50 to <55	55 to <60	60 to <65	65 to <70	70 to <75	75 to <80	80 to <85	85 to <90	90 to <95	95 to <100	100 to <105	105 to <110	110 to <115	115 to <120	120 to <125	125 to <130	130 to <135	135 to <140	140 to <145	145 to <150	150 to <155	155 to <160	160 to <165	165 to <170	170 to <175	175 to <180	180 to <185	185 to <190	190 to <195	195 to >200	Total Counts	85pct Speed	10MPH Pace	% in pace	# of Speeders	% Speeders
24/03/2020	00:00	0	0	0	0	0	4	1	1	2	0	0	1	0	0	0	0	0	0	0	0	0	0	0	0	0	0	0	0	0	0	0	0	0	0	0	0	0	0	0	0	9	45	30 to 40	66.7	5	55.6
24/03/2020	01:00	0	0	0	0	0	1	1	1	1	0	0	0	0	0	0	0	0	0	0	0	0	0	0	0	0	0	0	0	0	0	0	0	0	0	0	0	0	0	0	0	4	40	30 to 40	75.0	3	75.0
24/03/2020	02:00	0	0	0	0	0	0	0	0	0	0	0	0	0	0	0	0	0	0	0	0	0	0	0	0	0	0	0	0	0	0	0	0	0	0	0	0	0	0	0	0	0	0	*	*	*	*
24/03/2020	03:00	0	0	0	0	0	0	1	0	1	1	0	0	0	0	0	0	0	0	0	0	0	0	0	0	0	0	0	0	0	0	0	0	0	0	0	0	0	0	0	0	3	50	35 to 45	66.7	3	100.0
24/03/2020	04:00	0	0	0	0	0	3	1	5	3	0	1	0	0	0	0	0	0	0	0	0	0	0	0	0	0	0	0	0	0	0	0	0	0	0	0	0	0	0	0	0	13	48.3	35 to 45	69.2	13	100.0
24/03/2020	05:00	0	0	0	0	6	10	12	7	9	3	0	0	0	0	0	0	0	0	0	0	0	0	0	0	0	0	0	0	0	0	0	0	0	0	0	0	0	0	0	0	47	42.8	30 to 40	61.7	31	66.0
24/03/2020	06:00	0	0	0	2	12	60	42	45	16	7	3	0	0	0	0	0	0	0	0	0	0	0	0	0	0	0	0	0	0	0	0	0	0	0	0	0	0	0	0	0	187	39.8	30 to 40	78.6	113	60.4
24/03/2020	07:00	0	0	2	16	51	90	73	40	18	2	0	0	0	0	0	0	0	0	0	0	0	0	0	0	0	0	0	0	0	0	0	0	0	0	0	0	0	0	0	0	292	37	25 to 35	73.3	133	45.5
24/03/2020	08:00	0	0	0	7	27	78	63	30	20	0	0	0	0	0	0	0	0	0	0	0	0	0	0	0	0	0	0	0	0	0	0	0	0	0	0	0	0	0	0	0	225	37.7	30 to 40	76.0	113	50.2
24/03/2020	09:00	0	0	2	11	24	48	41	32	16	5	0	0	0	0	0	0	0	0	0	0	0	0	0	0	0	0	0	0	0	0	0	0	0	0	0	0	0	0	0	0	179	39.1	30 to 40	67.6	94	52.5
24/03/2020	10:00	0	1	6	11	28	50	46	18	6	1	0	0	0	0	0	0	0	0	0	0	0	0	0	0	0	0	0	0	0	0	0	0	0	0	0	0	0	0	0	0	167	35	25 to 35	74.3	71	42.5
24/03/2020	11:00	0	0	1	6	24	51	47	35	10	5	0	0	0	0	0	0	0	0	0	0	0	0	0	0	0	0	0	0	0	0	0	0	0	0	0	0	0	0	0	0	179	38.3	30 to 40	74.3	97	54.2
24/03/2020	12:00	0	1	0	8	13	30	34	27	15	5	1	0	0	0	0	0	0	0	0	0	0	0	0	0	0	0	0	0	0	0	0	0	0	0	0	0	0	0	0	0	134	44.3	30 to 40	67.9	82	61.2
24/03/2020	13:00	0	3	2	4	18	37	45	37	21	4	1	0	0	0	0	0	0	0	0	0	0	0	0	0	0	0	0	0	0	0	0	0	0	0	0	0	0	0	0	0	172	40	30 to 40	69.2	108	62.8
24/03/2020	14:00	0	1	2	4	18	35	49	32	14	5	1	0	0	0	0	0	0	0	0	0	0	0	0	0	0	0	0	0	0	0	0	0	0	0	0	0	0	0	0	0	161	39.4	30 to 40	72.0	101	62.7
24/03/2020	15:00	0	1	1	7	21	51	57	52	12	3	1	0	0	0	0	0	0	0	0	0	0	0	0	0	0	0	0	0	0	0	0	0	0	0	0	0	0	0	0	0	206	38.6	30 to 40	77.7	125	60.7
24/03/2020	16:00	0	2	2	1	25	80	104	42	26	5	0	0	0	0	0	0	0	0	0	0	0	0	0	0	0	0	0	0	0	0	0	0	0	0	0	0	0	0	0	0	287	38.6	30 to 40	78.7	177	61.7
24/03/2020	17:00	0	0	0	3	23	74	60	51	18	6	1	0	0	0	0	0	0	0	0	0	0	0	0	0	0	0	0	0	0	0	0	0	0	0	0	0	0	0	0	0	236	39	30 to 40	78.4	136	57.6
24/03/2020	18:00	0	0	1	2	11	34	37	26	8	4	0	1	0	0	0	0	0	0	0	0	0	0	0	0	0	0	0	0	0	0	0	0	0	0	0	0	0	0	0	0	124	38.8	30 to 40	78.2	76	61.3
24/03/2020	19:00	0	1	1	3	11	9	19	16	5	8	3	1	0	0	0	0	0	0	0	0	0	0	0	0	0	0	0	0	0	0	0	0	0	0	0	0	0	0	0	0	77	45	30 to 40	57.1	52	67.5
24/03/2020	20:00	0	0	0	0	1	3	7	9	12	3	0	0	1	0	0	0	0	0	0	0	0	0	0	0	0	0	0	0	0	0	0	0	0	0	0	0	0	0	0	0	36	44.6	35 to 45	77.8	32	88.9
24/03/2020	21:00	0	0	0	0	0	2	2	4	5	0	1	1	1	0	0	0	0	0	0	0	0	0	0	0	0	0	0	0	0	0	0	0	0	0	0	0	0	0	0	0	16	55	35 to 45	68.8	14	87.5
24/03/2020	22:00	0	0	0	0	0	5	4	6	1	2	2	0	0	0	0	0	0	0	0	0	0	0	0	0	0	0	0	0	0	0	0	0	0	0	0	0	0	0	0	0	20	47.5	30 to 40	75.0	15	75.0
24/03/2020	23:00	0	0	0	0	0	0	2	1	1	2	0	0	0	0	0	0	0	0	0	0	0	0	0	0	0	0	0	0	0	0	0	0	0	0	0	0	0	0	0	0	6	47.5	35 to 45	66.7	6	100.0
24 Hr Summary		0	10	20	85	313	752	750	513	242	74	14	5	0	2	0	0	0	0	0	0	0	0	0	0	0	0	0	0	0	0	0	0	0	0	0	0	0	0	0	0	2780	39.2	30 to 40	72.5	1600	57.6

Incoming Histogram
Alton Rd Facing Alton

from Sun-Mar-15-2020-05-00-AM to Sun-Aug-16-2020-02-59-PM

Date	Starting Hr:min	<5	5 to <10	10 to <15	15 to <20	20 to <25	25 to <30	30 to <35	35 to <40	40 to <45	45 to <50	50 to <55	55 to <60	60 to <65	65 to <70	70 to <75	75 to <80	80 to <85	85 to <90	90 to <95	95 to <100	100 to <105	105 to <110	110 to <115	115 to <120	120 to <125	125 to <130	130 to <135	135 to <140	140 to <145	145 to <150	150 to <155	155 to <160	160 to <165	165 to <170	170 to <175	175 to <180	180 to <185	185 to <190	190 to <195	195 to >200	Total Counts	85pct Speed	10MPH Pace	% in pace	# of Speeders	% Speeders
25/03/2020	00:00	0	0	0	0	0	1	0	0	2	0	2	0	0	0	0	0	0	0	0	0	0	0	0	0	0	0	0	0	0	0	0	0	0	0	0	0	0	0	0	5	52.5	45 to 55	80.0	4	80.0
25/03/2020	01:00	0	0	0	0	0	0	0	1	0	0	0	0	0	0	0	0	0	0	0	0	0	0	0	0	0	0	0	0	0	0	0	0	0	0	0	0	0	0	0	1	40	30 to 40	100.0	1	100.0
25/03/2020	02:00	0	0	0	0	0	0	1	2	1	0	0	0	0	0	0	0	0	0	0	0	0	0	0	0	0	0	0	0	0	0	0	0	0	0	0	0	0	0	0	4	40	30 to 40	75.0	4	100.0
25/03/2020	03:00	0	0	0	0	0	0	2	2	1	0	0	0	0	0	0	0	0	0	0	0	0	0	0	0	0	0	0	0	0	0	0	0	0	0	0	0	0	0	0	5	40	35 to 45	100.0	5	100.0
25/03/2020	04:00	0	0	0	0	0	0	2	1	1	1	0	1	0	0	0	0	0	0	0	0	0	0	0	0	0	0	0	0	0	0	0	0	0	0	0	0	0	0	0	6	50	35 to 45	66.7	6	100.0
25/03/2020	05:00	0	0	0	0	2	4	6	9	11	6	3	0	0	0	0	0	0	0	0	0	0	0	0	0	0	0	0	0	0	0	0	0	0	0	0	0	0	0	0	41	47.5	35 to 45	63.4	35	85.4
25/03/2020	06:00	0	0	1	2	18	26	35	20	27	9	5	0	0	0	0	0	0	0	0	0	0	0	0	0	0	0	0	0	0	0	0	0	0	0	0	0	0	0	0	143	43.7	35 to 45	57.3	96	67.1
25/03/2020	07:00	0	0	3	18	35	72	66	27	14	2	1	0	0	0	0	0	0	0	0	0	0	0	0	0	0	0	0	0	0	0	0	0	0	0	0	0	0	0	0	238	36.5	25 to 35	72.7	110	46.2
25/03/2020	08:00	0	1	3	9	29	54	45	32	14	3	1	0	0	0	0	0	0	0	0	0	0	0	0	0	0	0	0	0	0	0	0	0	0	0	0	0	0	0	0	191	38.3	30 to 40	68.6	95	49.7
25/03/2020	09:00	0	0	1	4	18	28	40	32	8	6	0	0	0	0	0	0	0	0	0	0	0	0	0	0	0	0	0	0	0	0	0	0	0	0	0	0	0	0	0	137	38.9	30 to 40	73.0	86	62.8
25/03/2020	10:00	0	1	1	4	11	36	42	28	6	6	0	0	0	0	0	0	0	0	0	0	0	0	0	0	0	0	0	0	0	0	0	0	0	0	0	0	0	0	0	135	38.6	30 to 40	78.5	82	60.7
25/03/2020	11:00	0	2	2	7	25	45	39	28	18	6	0	0	0	0	0	0	0	0	0	0	0	0	0	0	0	0	0	0	0	0	0	0	0	0	0	0	0	0	0	172	39.6	30 to 40	65.1	91	52.9
25/03/2020	12:00	0	2	5	11	21	48	42	21	17	3	0	1	0	0	0	0	0	0	0	0	0	0	0	0	0	0	0	0	0	0	0	0	0	0	0	0	0	0	0	171	38.8	25 to 35	64.9	84	49.1
25/03/2020	13:00	0	0	1	10	16	36	49	35	19	6	0	0	0	0	0	0	0	0	0	0	0	0	0	0	0	0	0	0	0	0	0	0	0	0	0	0	0	0	0	172	39.9	30 to 40	69.8	109	63.4
25/03/2020	14:00	0	1	3	7	17	35	47	29	15	3	0	0	0	0	0	1	0	0	0	0	0	0	0	0	0	0	0	0	0	0	0	0	0	0	0	0	0	0	0	158	39.1	30 to 40	70.3	95	60.1
25/03/2020	15:00	0	2	1	4	17	44	49	35	11	6	0	0	0	0	0	0	0	0	0	0	0	0	0	0	0	0	0	0	0	0	0	0	0	0	0	0	0	0	0	169	38.9	30 to 40	75.7	101	59.8
25/03/2020	16:00	0	4	6	8	27	81	66	55	20	7	0	0	0	0	0	0	0	0	0	0	0	0	0	0	0	0	0	0	0	0	0	0	0	0	0	0	0	0	0	274	38.7	30 to 40	73.7	148	54.0
25/03/2020	17:00	0	0	0	4	14	55	57	48	24	2	0	0	0	0	0	0	0	0	0	0	0	0	0	0	0	0	0	0	0	0	0	0	0	0	0	0	0	0	0	204	39.5	30 to 40	78.4	131	64.2
25/03/2020	18:00	0	1	0	3	14	34	40	26	13	1	2	0	0	0	0	0	0	0	0	0	0	0	0	0	0	0	0	0	0	0	0	0	0	0	0	0	0	0	0	134	39.2	30 to 40	74.6	82	61.2
25/03/2020	19:00	0	0	1	1	4	11	19	21	6	5	1	0	1	0	0	0	0	0	0	0	0	0	0	0	0	0	0	0	0	0	0	0	0	0	0	0	0	0	0	70	42.5	30 to 40	72.9	53	75.7
25/03/2020	20:00	0	0	0	0	1	9	6	5	4	1	1	1	0	0	0	0	0	0	0	0	0	0	0	0	0	0	0	0	0	0	0	0	0	0	0	0	0	0	0	28	43.8	30 to 40	71.4	18	64.3
25/03/2020	21:00	0	0	0	0	2	3	6	5	3	1	2	0	0	0	0	0	0	0	0	0	0	0	0	0	0	0	0	0	0	0	0	0	0	0	0	0	0	0	0	22	45	30 to 40	63.6	17	77.3
25/03/2020	22:00	0	0	0	0	0	3	3	3	3	3	0	1	0	0	0	0	0	0	0	0	0	0	0	0	0	0	0	0	0	0	0	0	0	0	0	0	0	0	0	16	48.3	30 to 40	56.3	13	81.3
25/03/2020	23:00	0	0	0	0	1	2	1	4	0	2	1	0	0	0	0	0	0	0	0	0	0	0	0	0	0	0	0	0	0	0	0	0	0	0	0	0	0	0	0	11	47.5	30 to 40	63.6	8	72.7
24 Hr Summary		0	14	28	92	272	627	663	469	237	80	19	4	1	0	0	1	0	0	0	0	0	0	0	0	0	0	0	0	0	0	0	0	0	0	0	0	0	0	0	2507	39.6	30 to 40	70.2	1474	58.8

Incoming Histogram
Alton Rd Facing Alton

from Sun-Mar-15-2020-05-00-AM to Sun-Aug-16-2020-02-59-PM

Date	Starting Hr:min	<5	5 to <10	10 to <15	15 to <20	20 to <25	25 to <30	30 to <35	35 to <40	40 to <45	45 to <50	50 to <55	55 to <60	60 to <65	65 to <70	70 to <75	75 to <80	80 to <85	85 to <90	90 to <95	95 to <100	100 to <105	105 to <110	110 to <115	115 to <120	120 to <125	125 to <130	130 to <135	135 to <140	140 to <145	145 to <150	150 to <155	155 to <160	160 to <165	165 to <170	170 to <175	175 to <180	180 to <185	185 to <190	190 to <195	195 to >200	Total Counts	85pct Speed	10MPH Pace	% in pace	# of Speeders	% Speeders
26/03/2020	00:00	0	0	0	0	1	2	1	2	1	1	1	0	0	0	0	0	0	0	0	0	0	0	0	0	0	0	0	0	0	0	0	0	0	0	0	0	0	0	0	0	9	50	30 to 40	55.6	6	66.7
26/03/2020	01:00	0	0	0	0	0	2	0	1	1	1	1	0	0	0	0	0	0	0	0	0	0	0	0	0	0	0	0	0	0	0	0	0	0	0	0	0	0	0	0	0	5	50	35 to 45	60.0	5	100.0
26/03/2020	02:00	0	0	0	0	0	0	0	1	0	0	0	0	0	0	0	0	0	0	0	0	0	0	0	0	0	0	0	0	0	0	0	0	0	0	0	0	0	0	0	0	1	40	30 to 40	100.0	1	100.0
26/03/2020	03:00	0	0	0	0	0	0	0	1	1	0	0	0	0	0	0	0	0	0	0	0	0	0	0	0	0	0	0	0	0	0	0	0	0	0	0	0	0	0	0	0	2	45	35 to 45	100.0	2	100.0
26/03/2020	04:00	0	0	0	0	0	0	2	2	2	3	1	0	0	0	0	0	0	0	0	0	0	0	0	0	0	0	0	0	0	0	0	0	0	0	0	0	0	0	0	0	10	48.3	40 to 50	70.0	10	100.0
26/03/2020	05:00	0	0	0	0	1	9	5	5	8	6	3	0	0	0	0	0	0	0	0	0	0	0	0	0	0	0	0	0	0	0	0	0	0	0	0	0	0	0	0	0	37	47.5	30 to 40	51.4	27	73.0
26/03/2020	06:00	0	1	0	3	9	32	35	23	22	4	2	0	0	0	0	0	0	0	0	0	0	0	0	0	0	0	0	0	0	0	0	0	0	0	0	0	0	0	0	0	131	41.8	30 to 40	68.7	86	65.6
26/03/2020	07:00	0	0	1	7	28	74	56	37	16	3	1	0	0	0	0	0	0	0	0	0	0	0	0	0	0	0	0	0	0	0	0	0	0	0	0	0	0	0	0	0	223	38.2	30 to 40	74.9	113	50.7
26/03/2020	08:00	0	0	0	6	25	51	50	26	17	1	0	0	0	0	0	0	0	0	0	0	0	0	0	0	0	0	0	0	0	0	0	0	0	0	0	0	0	0	0	0	176	38.5	30 to 40	72.2	94	53.4
26/03/2020	09:00	0	0	10	17	26	42	37	20	4	2	0	0	0	0	0	0	0	0	0	0	0	0	0	0	0	0	0	0	0	0	0	0	0	0	0	0	0	0	0	0	158	35.5	25 to 35	66.5	63	39.9
26/03/2020	10:00	0	0	6	4	24	50	35	23	5	2	1	0	0	0	0	0	0	0	0	0	0	0	0	0	0	0	0	0	0	0	0	0	0	0	0	0	0	0	0	0	150	37	25 to 35	72.7	66	44.0
26/03/2020	11:00	0	1	0	5	18	58	41	35	15	4	0	0	1	0	0	0	0	0	0	0	0	0	0	0	0	0	0	0	0	0	0	0	0	0	0	0	0	0	0	0	178	39	30 to 40	75.3	96	53.9
26/03/2020	12:00	0	0	0	9	12	40	37	29	6	1	0	0	0	0	0	0	0	0	0	0	0	0	0	0	0	0	0	0	0	0	0	0	0	0	0	0	0	0	0	0	134	37.8	30 to 40	79.1	73	54.5
26/03/2020	13:00	0	1	3	10	21	54	38	21	17	4	1	0	0	0	0	0	0	0	0	0	0	0	0	0	0	0	0	0	0	0	0	0	0	0	0	0	0	0	0	0	170	39	25 to 35	66.5	81	47.6
26/03/2020	14:00	0	2	1	7	18	45	51	28	9	3	0	0	0	0	0	0	0	0	0	0	0	0	0	0	0	0	0	0	0	0	0	0	0	0	0	0	0	0	0	0	164	37.7	30 to 40	75.6	91	55.5
26/03/2020	15:00	0	1	2	6	23	40	47	26	16	5	0	0	0	0	0	0	0	0	0	0	0	0	0	0	0	0	0	0	0	0	0	0	0	0	0	0	0	0	0	0	166	39.2	30 to 40	68.1	94	56.6
26/03/2020	16:00	0	4	16	14	19	76	75	47	20	5	0	0	0	0	1	0	0	0	0	0	0	0	0	0	0	0	0	0	0	0	0	0	0	0	0	0	0	0	0	0	277	38.3	30 to 40	71.5	148	53.4
26/03/2020	17:00	0	3	3	3	22	57	48	38	21	2	2	0	0	0	0	0	0	0	0	0	0	0	0	0	0	0	0	0	0	0	0	0	0	0	0	0	0	0	0	0	199	39.3	30 to 40	71.9	111	55.8
26/03/2020	18:00	0	0	0	6	13	38	17	18	11	4	1	0	0	0	0	0	0	0	0	0	0	0	0	0	0	0	0	0	0	0	0	0	0	0	0	0	0	0	0	0	108	40	30 to 40	67.6	51	47.2
26/03/2020	19:00	0	0	0	1	3	24	16	14	5	5	0	0	0	0	0	0	0	0	0	0	0	0	0	0	0	0	0	0	0	0	0	0	0	0	0	0	0	0	0	0	68	40	30 to 40	79.4	40	58.8
26/03/2020	20:00	0	0	0	0	1	9	6	6	8	4	1	0	0	0	0	0	0	0	0	0	0	0	0	0	0	0	0	0	0	0	0	0	0	0	0	0	0	0	0	0	35	45	30 to 40	60.0	25	71.4
26/03/2020	21:00	0	0	0	0	0	1	2	3	3	0	0	1	0	1	0	0	0	0	0	0	0	0	0	0	0	0	0	0	0	0	0	0	0	0	0	0	0	0	0	0	11	45	35 to 45	72.7	10	90.9
26/03/2020	22:00	0	0	0	0	0	0	1	2	6	1	1	0	0	0	0	0	0	0	0	0	0	0	0	0	0	0	0	0	0	0	0	0	0	0	0	0	0	0	0	0	11	45	35 to 45	81.8	11	100.0
26/03/2020	23:00	0	0	0	0	0	1	3	3	4	2	0	0	0	0	0	0	0	0	0	0	0	0	0	0	0	0	0	0	0	0	0	0	0	0	0	0	0	0	0	0	13	45	35 to 45	76.9	12	92.3
24 Hr Summary		0	13	42	98	264	703	605	410	218	63	16	1	1	1	0	1	0	0	0	0	0	0	0	0	0	0	0	0	0	0	0	0	0	0	0	0	0	0	0	0	2436	39.2	30 to 40	70.5	1316	54.0

Incoming Histogram
Alton Rd Facing Alton

from Sun-Mar-15-2020-05-00-AM to Sun-Aug-16-2020-02-59-PM

Date	Starting Hr:min	<5	5 to <10	10 to <15	15 to <20	20 to <25	25 to <30	30 to <35	35 to <40	40 to <45	45 to <50	50 to <55	55 to <60	60 to <65	65 to <70	70 to <75	75 to <80	80 to <85	85 to <90	90 to <95	95 to <100	100 to <105	105 to <110	110 to <115	115 to <120	120 to <125	125 to <130	130 to <135	135 to <140	140 to <145	145 to <150	150 to <155	155 to <160	160 to <165	165 to <170	170 to <175	175 to <180	180 to <185	185 to <190	190 to <195	195 to >200	Total Counts	85pct Speed	10MPH Pace	% in pace	# of Speeders	% Speeders
27/03/2020	00:00	0	0	0	0	0	0	0	2	2	0	0	0	0	0	0	0	0	0	0	0	0	0	0	0	0	0	0	0	0	0	0	0	0	0	0	0	0	0	0	4	42.5	35 to 45	100.0	4	100.0
27/03/2020	01:00	0	0	0	0	0	0	1	3	0	1	0	0	0	0	0	0	0	0	0	0	0	0	0	0	0	0	0	0	0	0	0	0	0	0	0	0	0	0	0	5	40	30 to 40	80.0	5	100.0
27/03/2020	02:00	0	0	0	0	0	0	0	0	1	1	0	0	1	0	0	0	0	0	0	0	0	0	0	0	0	0	0	0	0	0	0	0	0	0	0	0	0	0	0	3	65	40 to 50	66.7	3	100.0
27/03/2020	03:00	0	0	0	0	1	1	0	2	0	0	0	0	0	0	0	0	0	0	0	0	0	0	0	0	0	0	0	0	0	0	0	0	0	0	0	0	0	0	0	4	37.5	30 to 40	75.0	2	50.0
27/03/2020	04:00	0	0	0	0	0	0	3	2	2	4	0	0	0	0	0	0	0	0	0	0	0	0	0	0	0	0	0	0	0	0	0	0	0	0	0	0	0	0	0	11	47.5	40 to 50	72.7	11	100.0
27/03/2020	05:00	0	0	0	2	2	7	6	9	4	4	0	0	0	0	0	0	0	0	0	0	0	0	0	0	0	0	0	0	0	0	0	0	0	0	0	0	0	0	0	34	43.8	30 to 40	64.7	23	67.6
27/03/2020	06:00	0	2	1	9	18	22	33	17	17	6	4	1	0	0	0	0	0	0	0	0	0	0	0	0	0	0	0	0	0	0	0	0	0	0	0	0	0	0	0	130	42.4	25 to 35	56.2	78	60.0
27/03/2020	07:00	0	1	1	12	42	56	59	38	14	4	1	0	0	0	0	0	0	0	0	0	0	0	0	0	0	0	0	0	0	0	0	0	0	0	0	0	0	0	0	228	38	25 to 35	68.9	116	50.9
27/03/2020	08:00	0	2	4	12	25	53	42	35	7	0	1	0	0	0	0	0	0	0	0	0	0	0	0	0	0	0	0	0	0	0	0	0	0	0	0	0	0	0	0	181	37.3	30 to 40	71.8	85	47.0
27/03/2020	09:00	0	0	3	3	16	42	44	18	14	2	1	0	0	0	0	0	0	0	0	0	0	0	0	0	0	0	0	0	0	0	0	0	0	0	0	0	0	0	0	143	38.9	30 to 40	72.7	79	55.2
27/03/2020	10:00	0	2	3	7	17	55	46	31	10	1	0	0	0	0	0	0	0	0	0	0	0	0	0	0	0	0	0	0	0	0	0	0	0	0	0	0	0	0	0	172	37.6	30 to 40	76.7	88	51.2
27/03/2020	11:00	0	0	3	11	28	65	49	34	12	3	0	0	0	0	0	0	0	0	0	0	0	0	0	0	0	0	0	0	0	0	0	0	0	0	0	0	0	0	0	205	37.6	30 to 40	72.2	98	47.8
27/03/2020	12:00	0	0	1	13	26	75	55	39	20	3	1	0	0	0	0	0	0	0	0	0	0	0	0	0	0	0	0	0	0	0	0	0	0	0	0	0	0	0	0	233	38.6	30 to 40	72.5	118	50.6
27/03/2020	13:00	0	2	0	4	15	37	36	42	19	3	1	1	0	0	0	0	0	0	0	0	0	0	0	0	0	0	0	0	0	0	0	0	0	0	0	0	0	0	0	160	40	30 to 40	71.9	102	63.8
27/03/2020	14:00	0	1	2	4	29	50	57	36	13	3	0	0	0	0	0	0	0	0	0	0	0	0	0	0	0	0	0	0	0	0	0	0	0	0	0	0	0	0	0	195	38.2	30 to 40	73.3	109	55.9
27/03/2020	15:00	0	2	2	14	15	44	40	40	14	1	0	0	0	0	0	0	0	0	0	0	0	0	0	0	0	0	0	0	0	0	0	0	0	0	0	0	0	0	0	172	38.6	30 to 40	72.1	95	55.2
27/03/2020	16:00	0	3	7	9	16	43	43	43	23	7	0	1	1	0	0	0	0	0	0	0	0	0	0	0	0	0	0	0	0	0	0	0	0	0	0	0	0	0	0	196	40.7	30 to 40	65.8	118	60.2
27/03/2020	17:00	0	1	2	6	23	41	50	29	25	6	1	0	0	0	0	0	0	0	0	0	0	0	0	0	0	0	0	0	0	0	0	0	0	0	0	0	0	0	0	184	40.8	30 to 40	65.2	111	60.3
27/03/2020	18:00	0	0	0	3	6	27	25	21	10	4	0	1	0	0	1	0	0	0	0	0	0	0	0	0	0	0	0	0	0	0	0	0	0	0	0	0	0	0	0	98	40.5	30 to 40	74.5	62	63.3
27/03/2020	19:00	0	0	2	1	5	22	20	10	8	5	1	1	0	0	0	0	0	0	0	0	0	0	0	0	0	0	0	0	0	0	0	0	0	0	0	0	0	0	0	75	42.5	30 to 40	69.3	45	60.0
27/03/2020	20:00	0	0	0	1	1	9	6	4	4	4	1	2	0	0	0	0	0	0	0	0	0	0	0	0	0	0	0	0	0	0	0	0	0	0	0	0	0	0	0	32	47.5	30 to 40	59.4	21	65.6
27/03/2020	21:00	0	0	0	0	0	0	2	2	3	2	1	2	0	0	0	0	0	0	0	0	0	0	0	0	0	0	0	0	0	0	0	0	0	0	0	0	0	0	0	12	55	35 to 45	58.3	12	100.0
27/03/2020	22:00	0	0	0	0	0	1	3	4	2	1	0	2	0	0	0	0	0	0	0	0	0	0	0	0	0	0	0	0	0	0	0	0	0	0	0	0	0	0	0	13	50	35 to 45	69.2	12	92.3
27/03/2020	23:00	0	0	0	0	0	0	2	1	0	0	2	0	0	0	0	0	0	0	0	0	0	0	0	0	0	0	0	0	0	0	0	0	0	0	0	0	0	0	0	5	52.5	30 to 40	60.0	5	100.0
24 Hr Summary		0	16	31	111	285	650	622	462	224	65	15	11	2	0	1	0	0	0	0	0	0	0	0	0	0	0	0	0	0	0	0	0	0	0	0	0	0	0	0	2495	39.4	30 to 40	69.5	1402	56.2

Incoming Histogram
Alton Rd Facing Alton

from Sun-Mar-15-2020-05-00-AM to Sun-Aug-16-2020-02-59-PM

Date	Starting Hr:min	<5	5 to <10	10 to <15	15 to <20	20 to <25	25 to <30	30 to <35	35 to <40	40 to <45	45 to <50	50 to <55	55 to <60	60 to <65	65 to <70	70 to <75	75 to <80	80 to <85	85 to <90	90 to <95	95 to <100	100 to <105	105 to <110	110 to <115	115 to <120	120 to <125	125 to <130	130 to <135	135 to <140	140 to <145	145 to <150	150 to <155	155 to <160	160 to <165	165 to <170	170 to <175	175 to <180	180 to <185	185 to <190	190 to <195	195 to >200	Total Counts	85pct Speed	10MPH Pace	% in pace	# of Speeders	% Speeders
28/03/2020	00:00	0	0	0	0	0	0	0	1	0	0	0	0	0	0	0	0	0	0	0	0	0	0	0	0	0	0	0	0	0	0	0	0	0	0	0	0	0	0	0	1	40	30 to 40	100.0	1	100.0
28/03/2020	01:00	0	0	0	0	0	0	0	0	0	0	0	0	0	0	0	0	0	0	0	0	0	0	0	0	0	0	0	0	0	0	0	0	0	0	0	0	0	0	0	0	0	*	*	*	*	*
28/03/2020	02:00	0	0	0	0	1	1	0	2	2	0	0	0	0	0	0	0	0	0	0	0	0	0	0	0	0	0	0	0	0	0	0	0	0	0	0	0	0	0	0	6	42.5	35 to 45	66.7	4	66.7
28/03/2020	03:00	0	0	0	0	0	1	1	0	0	0	0	0	0	0	0	0	0	0	0	0	0	0	0	0	0	0	0	0	0	0	0	0	0	0	0	0	0	0	0	2	35	25 to 35	100.0	1	50.0
28/03/2020	04:00	0	0	0	0	0	0	2	2	2	1	0	0	0	0	0	0	0	0	0	0	0	0	0	0	0	0	0	0	0	0	0	0	0	0	0	0	0	0	0	7	45	35 to 45	85.7	7	100.0
28/03/2020	05:00	0	0	0	1	2	2	5	2	3	5	0	0	0	0	0	0	0	0	0	0	0	0	0	0	0	0	0	0	0	0	0	0	0	0	0	0	0	0	0	20	47	35 to 45	50.0	15	75.0
28/03/2020	06:00	0	0	0	0	2	7	10	7	1	2	0	0	0	1	0	0	0	0	0	0	0	0	0	0	0	0	0	0	0	0	0	0	0	0	0	0	0	0	0	30	40	30 to 40	80.0	21	70.0
28/03/2020	07:00	0	0	0	0	4	8	16	14	4	3	0	1	0	0	0	0	0	0	0	0	0	0	0	0	0	0	0	0	0	0	0	0	0	0	0	0	0	0	0	50	40	30 to 40	76.0	38	76.0
28/03/2020	08:00	0	0	0	2	11	16	15	20	8	4	0	0	0	0	0	0	0	0	0	0	0	0	0	0	0	0	0	0	0	0	0	0	0	0	0	0	0	0	0	76	40.6	30 to 40	67.1	47	61.8
28/03/2020	09:00	0	1	1	2	7	20	27	20	8	1	0	0	0	0	0	0	0	0	0	0	0	0	0	0	0	0	0	0	0	0	0	0	0	0	0	0	0	0	0	87	39	30 to 40	77.0	56	64.4
28/03/2020	10:00	0	1	0	8	7	21	23	23	9	4	0	0	0	0	0	0	0	0	0	0	0	0	0	0	0	0	0	0	0	0	0	0	0	0	0	0	0	0	0	96	39.8	30 to 40	69.8	59	61.5
28/03/2020	11:00	0	1	0	3	12	15	28	27	22	2	0	0	0	0	0	0	0	0	0	0	0	0	0	0	0	0	0	0	0	0	0	0	0	0	0	0	0	0	0	110	41.8	35 to 45	70.0	79	71.8
28/03/2020	12:00	0	0	3	3	6	20	29	22	10	6	2	0	0	0	0	0	0	0	0	0	0	0	0	0	0	0	0	0	0	0	0	0	0	0	0	0	0	0	0	101	41.5	30 to 40	70.3	69	68.3
28/03/2020	13:00	0	0	2	1	10	21	25	29	10	2	1	0	0	0	0	0	0	0	0	0	0	0	0	0	0	0	0	0	0	0	0	0	0	0	0	0	0	0	0	101	39.7	30 to 40	74.3	67	66.3
28/03/2020	14:00	0	0	0	2	9	25	30	25	6	1	3	0	0	0	0	0	0	0	0	0	0	0	0	0	0	0	0	0	0	0	0	0	0	0	0	0	0	0	0	101	39	30 to 40	79.2	65	64.4
28/03/2020	15:00	0	0	0	3	4	16	26	16	12	3	1	0	0	0	0	0	0	0	0	0	0	0	0	0	0	0	0	0	0	0	0	0	0	0	0	0	0	0	0	81	41.7	30 to 40	71.6	58	71.6
28/03/2020	16:00	0	0	0	0	2	17	20	12	9	5	0	0	0	0	0	0	0	0	0	0	0	0	0	0	0	0	0	0	0	0	0	0	0	0	0	0	0	0	0	65	42.2	30 to 40	75.4	46	70.8
28/03/2020	17:00	0	1	1	3	5	16	16	10	4	3	0	0	0	0	0	0	0	0	0	0	0	0	0	0	0	0	0	0	0	0	0	0	0	0	0	0	0	0	0	59	39	30 to 40	71.2	33	55.9
28/03/2020	18:00	0	0	0	1	6	18	13	13	10	3	0	0	0	0	0	0	0	0	0	0	0	0	0	0	0	0	0	0	0	0	0	0	0	0	0	0	0	0	0	64	41.5	30 to 40	68.8	39	60.9
28/03/2020	19:00	0	1	0	0	1	8	6	7	8	0	0	1	1	0	0	0	0	0	0	0	0	0	0	0	0	0	0	0	0	0	0	0	0	0	0	0	0	0	0	33	43.1	30 to 40	63.6	23	69.7
28/03/2020	20:00	0	0	0	0	0	3	8	10	4	5	1	0	0	0	0	0	0	0	0	0	0	0	0	0	0	0	0	0	0	0	0	0	0	0	0	0	0	0	0	31	46	35 to 45	71.0	28	90.3
28/03/2020	21:00	0	0	0	0	0	6	1	4	5	2	0	0	0	0	0	0	0	0	0	0	0	0	0	0	0	0	0	0	0	0	0	0	0	0	0	0	0	0	0	18	44	30 to 40	61.1	12	66.7
28/03/2020	22:00	0	0	0	0	0	1	0	1	1	0	0	0	0	0	0	0	0	0	0	0	0	0	0	0	0	0	0	0	0	0	0	0	0	0	0	0	0	0	0	3	45	30 to 40	66.7	2	66.7
28/03/2020	23:00	0	0	0	0	0	0	1	2	0	1	0	0	0	0	0	0	0	0	0	0	0	0	0	0	0	0	0	0	0	0	0	0	0	0	0	0	0	0	0	4	40	30 to 40	75.0	4	100.0
24 Hr Summary		0	5	7	29	89	242	302	269	138	53	8	2	1	1	0	0	0	0	0	0	0	0	0	0	0	0	0	0	0	0	0	0	0	0	0	0	0	0	0	1146	41.1	30 to 40	70.9	774	67.5

Incoming Histogram
Alton Rd Facing Alton

from Sun-Mar-15-2020-05-00-AM to Sun-Aug-16-2020-02-59-PM

Date	Starting Hr:min	<5	5 to <10	10 to <15	15 to <20	20 to <25	25 to <30	30 to <35	35 to <40	40 to <45	45 to <50	50 to <55	55 to <60	60 to <65	65 to <70	70 to <75	75 to <80	80 to <85	85 to <90	90 to <95	95 to <100	100 to <105	105 to <110	110 to <115	115 to <120	120 to <125	125 to <130	130 to <135	135 to <140	140 to <145	145 to <150	150 to <155	155 to <160	160 to <165	165 to <170	170 to <175	175 to <180	180 to <185	185 to <190	190 to <195	195 to >200	Total Counts	85pct Speed	10MPH Pace	% in pace	# of Speeders	% Speeders
29/03/2020	00:00	0	0	0	0	0	0	1	0	0	2	0	0	0	0	0	0	0	0	0	0	0	0	0	0	0	0	0	0	0	0	0	0	0	0	0	0	0	0	0	0	3	50	40 to 50	66.7	3	100.0
29/03/2020	01:00	0	0	0	0	0	1	0	0	1	0	0	0	0	0	0	0	0	0	0	0	0	0	0	0	0	0	0	0	0	0	0	0	0	0	0	0	0	0	0	0	1	45	35 to 45	100.0	1	100.0
29/03/2020	02:00	0	0	0	0	0	0	2	0	1	0	0	0	0	0	0	0	0	0	0	0	0	0	0	0	0	0	0	0	0	0	0	0	0	0	0	0	0	0	0	0	3	45	35 to 45	100.0	3	100.0
29/03/2020	03:00	0	0	0	0	0	0	0	2	0	0	0	0	0	0	0	0	0	0	0	0	0	0	0	0	0	0	0	0	0	0	0	0	0	0	0	0	0	0	0	0	2	40	30 to 40	100.0	2	100.0
29/03/2020	04:00	0	0	0	0	0	0	2	3	2	2	1	0	0	0	0	0	0	0	0	0	0	0	0	0	0	0	0	0	0	0	0	0	0	0	0	0	0	0	0	0	10	47.5	35 to 45	70.0	10	100.0
29/03/2020	05:00	0	0	0	0	0	5	1	4	1	2	0	0	0	0	0	0	0	0	0	0	0	0	0	0	0	0	0	0	0	0	0	0	0	0	0	0	0	0	0	0	13	45	30 to 40	76.9	8	61.5
29/03/2020	06:00	0	0	0	0	0	5	8	3	5	1	1	0	0	0	0	0	0	0	0	0	0	0	0	0	0	0	0	0	0	0	0	0	0	0	0	0	0	0	0	0	23	44	30 to 40	69.6	18	78.3
29/03/2020	07:00	0	0	0	0	1	3	10	11	2	0	0	0	0	0	0	0	0	0	0	0	0	0	0	0	0	0	0	0	0	0	0	0	0	0	0	0	0	0	0	0	27	39.1	30 to 40	88.9	23	85.2
29/03/2020	08:00	0	1	0	0	3	5	17	10	6	1	0	0	0	0	0	0	0	0	0	0	0	0	0	0	0	0	0	0	0	0	0	0	0	0	0	0	0	0	0	0	43	40.8	35 to 45	76.7	34	79.1
29/03/2020	09:00	0	0	1	1	5	9	19	7	2	1	0	0	0	0	0	0	0	0	0	0	0	0	0	0	0	0	0	0	0	0	0	0	0	0	0	0	0	0	0	0	45	37.1	30 to 40	77.8	29	64.4
29/03/2020	10:00	0	0	1	4	6	14	22	16	9	0	0	0	0	0	0	0	0	0	0	0	0	0	0	0	0	0	0	0	0	0	0	0	0	0	0	0	0	0	0	0	72	39.4	30 to 40	72.2	47	65.3
29/03/2020	11:00	0	0	0	2	4	22	25	25	9	1	0	0	0	0	0	0	0	0	0	0	0	0	0	0	0	0	0	0	0	0	0	0	0	0	0	0	0	0	0	0	88	39.4	30 to 40	81.8	60	68.2
29/03/2020	12:00	0	0	2	3	4	8	21	18	7	0	0	0	0	0	0	0	0	0	0	0	0	0	0	0	0	0	0	0	0	0	0	0	0	0	0	0	0	0	0	0	63	39.4	30 to 40	74.6	46	73.0
29/03/2020	13:00	0	0	0	2	5	14	23	19	6	1	2	0	0	0	0	0	0	0	0	0	0	0	0	0	0	0	0	0	0	0	0	0	0	0	0	0	0	0	0	0	72	39.5	30 to 40	77.8	51	70.8
29/03/2020	14:00	0	0	1	3	4	18	14	8	10	4	0	1	0	0	0	0	0	0	0	0	0	0	0	0	0	0	0	0	0	0	0	0	0	0	0	0	0	0	0	0	63	43	30 to 40	63.5	37	58.7
29/03/2020	15:00	0	0	0	2	6	14	13	10	9	1	0	0	0	0	0	0	0	0	0	0	0	0	0	0	0	0	0	0	0	0	0	0	0	0	0	0	0	0	0	0	55	41.1	30 to 40	67.3	33	60.0
29/03/2020	16:00	0	0	0	1	3	19	18	12	6	2	0	0	0	0	0	0	0	0	0	0	0	0	0	0	0	0	0	0	0	0	0	0	0	0	0	0	0	0	0	0	61	39.6	30 to 40	80.3	38	62.3
29/03/2020	17:00	0	0	0	3	8	9	13	15	5	2	0	0	0	0	0	0	0	0	0	0	0	0	0	0	0	0	0	0	0	0	0	0	0	0	0	0	0	0	0	0	55	39.7	30 to 40	67.3	35	63.6
29/03/2020	18:00	0	0	0	2	4	21	9	9	3	2	0	0	0	0	0	0	0	0	0	0	0	0	0	0	0	0	0	0	0	0	0	0	0	0	0	0	0	0	0	0	50	38.3	30 to 40	78.0	23	46.0
29/03/2020	19:00	0	0	0	0	0	5	9	5	4	1	1	0	0	0	0	0	0	0	0	0	0	0	0	0	0	0	0	0	0	0	0	0	0	0	0	0	0	0	0	0	25	42.5	30 to 40	76.0	20	80.0
29/03/2020	20:00	0	0	0	0	1	3	2	4	4	0	0	0	0	0	0	0	0	0	0	0	0	0	0	0	0	0	0	0	0	0	0	0	0	0	0	0	0	0	0	0	14	42.5	35 to 45	71.4	10	71.4
29/03/2020	21:00	0	0	0	0	0	2	1	0	0	1	1	0	0	0	0	0	0	0	0	0	0	0	0	0	0	0	0	0	0	0	0	0	0	0	0	0	0	0	0	0	5	50	25 to 35	60.0	3	60.0
29/03/2020	22:00	0	0	0	0	0	1	0	1	0	1	0	0	0	0	0	0	0	0	0	0	0	0	0	0	0	0	0	0	0	0	0	0	0	0	0	0	0	0	0	0	3	50	30 to 40	66.7	2	66.7
29/03/2020	23:00	0	0	0	0	0	0	0	0	1	1	0	0	0	0	0	0	0	0	0	0	0	0	0	0	0	0	0	0	0	0	0	0	0	0	0	0	0	0	0	0	2	50	40 to 50	100.0	2	100.0
24 Hr Summary		0	1	5	23	54	177	230	182	93	26	6	1	0	0	0	0	0	0	0	0	0	0	0	0	0	0	0	0	0	0	0	0	0	0	0	0	0	0	0	0	798	40.3	30 to 40	73.8	538	67.4

Incoming Histogram
Alton Rd Facing Alton

from Sun-Mar-15-2020-05-00-AM to Sun-Aug-16-2020-02-59-PM

Date	Starting Hr:min	<5	5 to <10	10 to <15	15 to <20	20 to <25	25 to <30	30 to <35	35 to <40	40 to <45	45 to <50	50 to <55	55 to <60	60 to <65	65 to <70	70 to <75	75 to <80	80 to <85	85 to <90	90 to <95	95 to <100	100 to <105	105 to <110	110 to <115	115 to <120	120 to <125	125 to <130	130 to <135	135 to <140	140 to <145	145 to <150	150 to <155	155 to <160	160 to <165	165 to <170	170 to <175	175 to <180	180 to <185	185 to <190	190 to <195	195 to >200	Total Counts	85pct Speed	10MPH Pace	% in pace	# of Speeders	% Speeders
30/03/2020	00:00	0	0	0	0	0	0	0	2	0	0	0	0	0	0	0	0	0	0	0	0	0	0	0	0	0	0	0	0	0	0	0	0	0	0	0	0	0	0	0	0	2	40	30 to 40	100.0	2	100.0
30/03/2020	01:00	0	0	0	0	0	1	1	0	0	0	0	0	0	0	0	0	0	0	0	0	0	0	0	0	0	0	0	0	0	0	0	0	0	0	0	0	0	0	0	0	1	35	25 to 35	100.0	1	100.0
30/03/2020	02:00	0	0	0	0	0	0	0	1	0	0	0	0	0	0	0	0	0	0	0	0	0	0	0	0	0	0	0	0	0	0	0	0	0	0	0	0	0	0	0	0	1	40	30 to 40	100.0	1	100.0
30/03/2020	03:00	0	0	0	0	0	1	5	2	2	1	0	0	0	0	0	0	0	0	0	0	0	0	0	0	0	0	0	0	0	0	0	0	0	0	0	0	0	0	0	0	11	42.5	35 to 45	81.8	10	90.9
30/03/2020	04:00	0	0	0	1	0	8	9	5	9	7	1	0	0	0	0	0	0	0	0	0	0	0	0	0	0	0	0	0	0	0	0	0	0	0	0	0	0	0	0	0	40	46.4	35 to 45	57.5	31	77.5
30/03/2020	05:00	0	0	0	3	11	25	31	29	17	5	0	0	0	0	0	0	0	0	0	0	0	0	0	0	0	0	0	0	0	0	0	0	0	0	0	0	0	0	0	0	121	41.2	30 to 40	70.2	82	67.8
30/03/2020	06:00	0	0	2	9	27	60	38	24	11	4	0	0	0	0	0	0	0	0	0	0	0	0	0	0	0	0	0	0	0	0	0	0	0	0	0	0	0	0	0	0	175	37.7	25 to 35	71.4	77	44.0
30/03/2020	07:00	0	0	1	7	18	48	42	28	10	5	0	0	0	0	0	0	0	0	0	0	0	0	0	0	0	0	0	0	0	0	0	0	0	0	0	0	0	0	0	0	159	38.4	30 to 40	74.2	85	53.5
30/03/2020	08:00	0	0	3	13	10	27	37	22	9	1	0	0	0	0	0	0	0	0	0	0	0	0	0	0	0	0	0	0	0	0	0	0	0	0	0	0	0	0	0	0	122	38.2	30 to 40	70.5	69	56.6
30/03/2020	09:00	0	1	4	10	18	34	25	21	14	0	0	0	0	0	0	0	0	0	0	0	0	0	0	0	0	0	0	0	0	0	0	0	0	0	0	0	0	0	0	0	127	38.8	30 to 40	63.0	60	47.2
30/03/2020	10:00	0	1	6	7	24	44	38	17	5	1	0	0	0	0	0	0	0	0	0	0	0	0	0	0	0	0	0	0	0	0	0	0	0	0	0	0	0	0	0	0	143	35.6	25 to 35	74.1	61	42.7
30/03/2020	11:00	0	2	3	3	17	42	32	16	12	6	0	0	0	0	0	0	0	0	0	0	0	0	0	0	0	0	0	0	0	0	0	0	0	0	0	0	0	0	0	0	133	39.4	25 to 35	68.4	66	49.6
30/03/2020	12:00	0	0	2	2	20	48	42	20	12	0	2	0	0	0	0	0	0	0	0	0	0	0	0	0	0	0	0	0	0	0	0	0	0	0	0	0	0	0	0	0	148	38	25 to 35	74.3	76	51.4
30/03/2020	13:00	0	1	1	17	34	36	34	23	11	1	1	0	0	0	0	0	0	0	0	0	0	0	0	0	0	0	0	0	0	0	0	0	0	0	0	0	0	0	0	0	159	37.6	25 to 35	65.4	70	44.0
30/03/2020	14:00	0	1	0	7	20	44	40	25	18	6	1	0	0	0	0	0	0	0	0	0	0	0	0	0	0	0	0	0	0	0	0	0	0	0	0	0	0	0	0	0	162	40.3	30 to 40	67.3	90	55.6
30/03/2020	15:00	0	0	1	6	25	73	78	40	26	6	0	0	0	0	0	0	0	0	0	0	0	0	0	0	0	0	0	0	0	0	0	0	0	0	0	0	0	0	0	0	255	39.2	30 to 40	74.9	150	58.8
30/03/2020	16:00	0	0	1	5	21	64	60	29	12	1	0	0	0	0	0	0	0	0	0	0	0	0	0	0	0	0	0	0	0	0	0	0	0	0	0	0	0	0	0	0	193	37.2	30 to 40	79.3	102	52.8
30/03/2020	17:00	0	0	0	2	7	23	26	14	8	5	0	0	0	0	0	0	0	0	0	0	0	0	0	0	0	0	0	0	0	0	0	0	0	0	0	0	0	0	0	0	85	40	30 to 40	74.1	53	62.4
30/03/2020	18:00	0	0	1	0	4	12	18	12	5	3	0	0	0	0	0	0	0	0	0	0	0	0	0	0	0	0	0	0	0	0	0	0	0	0	0	0	0	0	0	0	55	40	30 to 40	76.4	38	69.1
30/03/2020	19:00	0	1	0	0	3	10	16	9	8	3	4	0	1	0	0	0	0	0	0	0	0	0	0	0	0	0	0	0	0	0	0	0	0	0	0	0	0	0	0	0	55	45	30 to 40	63.6	41	74.5
30/03/2020	20:00	0	1	0	0	0	4	3	8	4	0	1	0	0	0	0	0	0	0	0	0	0	0	0	0	0	0	0	0	0	0	0	0	0	0	0	0	0	0	0	0	21	42.5	30 to 40	71.4	16	76.2
30/03/2020	21:00	0	0	0	0	0	2	5	1	3	1	0	1	0	0	0	0	0	0	0	0	0	0	0	0	0	0	0	0	0	0	0	0	0	0	0	0	0	0	0	0	13	45	35 to 45	69.2	11	84.6
30/03/2020	22:00	0	0	0	0	0	3	2	1	0	7	0	1	0	0	0	0	0	0	0	0	0	0	0	0	0	0	0	0	0	0	0	0	0	0	0	0	0	0	0	0	14	49.3	40 to 50	57.1	11	78.6
30/03/2020	23:00	0	0	0	0	0	1	2	2	1	1	0	0	0	0	0	0	0	0	0	0	0	0	0	0	0	0	0	0	0	0	0	0	0	0	0	0	0	0	0	0	7	45	30 to 40	71.4	6	85.7
24 Hr Summary		0	8	25	92	259	609	584	351	197	64	10	2	1	0	0	0	0	0	0	0	0	0	0	0	0	0	0	0	0	0	0	0	0	0	0	0	0	0	0	0	2202	39.2	30 to 40	70.1	1209	54.9

Incoming Histogram
Alton Rd Facing Alton

from Sun-Mar-15-2020-05-00-AM to Sun-Aug-16-2020-02-59-PM

Date	Starting Hr:min	<5	5 to <10	10 to <15	15 to <20	20 to <25	25 to <30	30 to <35	35 to <40	40 to <45	45 to <50	50 to <55	55 to <60	60 to <65	65 to <70	70 to <75	75 to <80	80 to <85	85 to <90	90 to <95	95 to <100	100 to <105	105 to <110	110 to <115	115 to <120	120 to <125	125 to <130	130 to <135	135 to <140	140 to <145	145 to <150	150 to <155	155 to <160	160 to <165	165 to <170	170 to <175	175 to <180	180 to <185	185 to <190	190 to <195	195 to >200	Total Counts	85pct Speed	10MPH Pace	% in pace	# of Speeders	% Speeders
31/03/2020	00:00	0	0	0	1	0	0	3	0	2	0	0	0	0	0	0	0	0	0	0	0	0	0	0	0	0	0	0	0	0	0	0	0	0	0	0	0	0	0	0	6	42.5	35 to 45	83.3	5	83.3
31/03/2020	01:00	0	0	0	0	0	0	2	1	0	0	0	0	0	0	0	0	0	0	0	0	0	0	0	0	0	0	0	0	0	0	0	0	0	0	0	0	0	0	0	3	40	30 to 40	100.0	3	100.0
31/03/2020	02:00	0	0	0	0	0	3	1	0	1	0	0	0	0	0	0	0	0	0	0	0	0	0	0	0	0	0	0	0	0	0	0	0	0	0	0	0	0	0	0	5	35	25 to 35	80.0	2	40.0
31/03/2020	03:00	0	0	0	0	0	1	2	1	3	0	1	1	0	0	0	0	0	0	0	0	0	0	0	0	0	0	0	0	0	0	0	0	0	0	0	0	0	0	0	9	55	35 to 45	66.7	8	88.9
31/03/2020	04:00	0	0	0	1	1	5	6	10	4	6	1	0	0	0	0	0	0	0	0	0	0	0	0	0	0	0	0	0	0	0	0	0	0	0	0	0	0	0	0	34	46.7	30 to 40	61.8	27	79.4
31/03/2020	05:00	0	0	0	4	23	26	34	25	6	5	0	0	0	0	0	0	0	0	0	0	0	0	0	0	0	0	0	0	0	0	0	0	0	0	0	0	0	0	0	123	38.6	30 to 40	69.1	70	56.9
31/03/2020	06:00	0	0	3	6	33	48	50	33	12	8	0	0	0	0	0	0	0	0	0	0	0	0	0	0	0	0	0	0	0	0	0	0	0	0	0	0	0	0	0	193	38.6	25 to 35	67.9	103	53.4
31/03/2020	07:00	0	1	1	6	20	53	46	26	8	3	0	0	0	0	0	0	0	0	0	0	0	0	0	0	0	0	0	0	0	0	0	0	0	0	0	0	0	0	0	164	37.3	30 to 40	76.2	83	50.6
31/03/2020	08:00	0	1	0	5	13	39	38	27	13	1	0	0	0	0	0	0	0	0	0	0	0	0	0	0	0	0	0	0	0	0	0	0	0	0	0	0	0	0	0	137	38.7	30 to 40	75.9	79	57.7
31/03/2020	09:00	0	1	1	3	9	24	36	18	14	4	1	0	0	0	0	0	0	0	0	0	0	0	0	0	0	0	0	0	0	0	0	0	0	0	0	0	0	0	0	111	40.7	30 to 40	70.3	73	65.8
31/03/2020	10:00	0	0	3	2	12	37	31	27	11	2	1	0	0	0	0	0	0	0	0	0	0	0	0	0	0	0	0	0	0	0	0	0	0	0	0	0	0	0	0	126	39.1	30 to 40	75.4	72	57.1
31/03/2020	11:00	0	1	0	6	26	46	50	26	10	2	1	0	0	0	0	0	0	0	0	0	0	0	0	0	0	0	0	0	0	0	0	0	0	0	0	0	0	0	0	168	37.7	25 to 35	72.6	89	53.0
31/03/2020	12:00	0	2	0	3	9	38	25	18	10	3	0	0	0	0	0	0	0	0	0	0	0	0	0	0	0	0	0	0	0	0	0	0	0	0	0	0	0	0	0	108	39.2	30 to 40	75.0	56	51.9
31/03/2020	13:00	0	0	1	3	14	38	37	42	7	3	0	0	0	0	0	0	0	0	0	0	0	0	0	0	0	0	0	0	0	0	0	0	0	0	0	0	0	0	0	145	38.6	30 to 40	80.7	89	61.4
31/03/2020	14:00	0	0	0	5	22	56	49	30	9	4	0	0	0	0	0	0	0	0	0	0	0	0	0	0	0	0	0	0	0	0	0	0	0	0	0	0	0	0	0	175	37.8	30 to 40	77.1	92	52.6
31/03/2020	15:00	0	6	1	8	14	75	61	40	23	5	0	0	0	0	0	0	0	0	0	0	0	0	0	0	0	0	0	0	0	0	0	0	0	0	0	0	0	0	0	233	39.1	30 to 40	75.5	129	55.4
31/03/2020	16:00	0	2	1	5	20	57	60	43	25	4	1	0	0	0	0	0	0	0	0	0	0	0	0	0	0	0	0	0	0	0	0	0	0	0	0	0	0	0	0	218	39.7	30 to 40	73.4	133	61.0
31/03/2020	17:00	0	2	1	4	7	22	28	20	9	3	0	1	0	0	0	0	0	0	0	0	0	0	0	0	0	0	0	0	0	0	0	0	0	0	0	0	0	0	0	97	39.5	30 to 40	72.2	61	62.9
31/03/2020	18:00	0	0	0	2	0	12	16	17	11	2	1	1	0	0	0	0	0	0	0	0	0	0	0	0	0	0	0	0	0	0	0	0	0	0	0	0	0	0	0	62	42.7	30 to 40	72.6	48	77.4
31/03/2020	19:00	0	0	0	0	3	4	7	12	10	0	0	1	0	0	0	0	0	0	0	0	0	0	0	0	0	0	0	0	0	0	0	0	0	0	0	0	0	0	0	37	42.5	35 to 45	78.4	30	81.1
31/03/2020	20:00	0	0	0	0	0	5	5	3	8	4	0	0	0	0	0	0	0	0	0	0	0	0	0	0	0	0	0	0	0	0	0	0	0	0	0	0	0	0	0	25	45	35 to 45	64.0	20	80.0
31/03/2020	21:00	0	0	0	0	0	3	4	4	2	4	1	0	0	0	0	0	0	0	0	0	0	0	0	0	0	0	0	0	0	0	0	0	0	0	0	0	0	0	0	18	47.5	30 to 40	61.1	15	83.3
31/03/2020	22:00	0	0	0	1	0	2	4	2	4	1	1	0	0	0	0	0	0	0	0	0	0	0	0	0	0	0	0	0	0	0	0	0	0	0	0	0	0	0	0	15	45	35 to 45	66.7	12	80.0
31/03/2020	23:00	0	0	0	0	0	0	0	4	1	2	0	1	0	0	0	0	0	0	0	0	0	0	0	0	0	0	0	0	0	0	0	0	0	0	0	0	0	0	0	8	50	40 to 50	87.5	8	100.0
24 Hr Summary		0	16	12	65	226	594	595	429	203	66	9	5	0	0	0	0	0	0	0	0	0	0	0	0	0	0	0	0	0	0	0	0	0	0	0	0	0	0	0	2220	39.4	30 to 40	72.9	1307	58.9

Incoming Histogram
Alton Rd Facing Alton

from Sun-Mar-15-2020-05-00-AM to Sun-Aug-16-2020-02-59-PM

Date	Starting Hr:min	<5	5 to <10	10 to <15	15 to <20	20 to <25	25 to <30	30 to <35	35 to <40	40 to <45	45 to <50	50 to <55	55 to <60	60 to <65	65 to <70	70 to <75	75 to <80	80 to <85	85 to <90	90 to <95	95 to <100	100 to <105	105 to <110	110 to <115	115 to <120	120 to <125	125 to <130	130 to <135	135 to <140	140 to <145	145 to <150	150 to <155	155 to <160	160 to <165	165 to <170	170 to <175	175 to <180	180 to <185	185 to <190	190 to <195	195 to >200	Total Counts	85pct Speed	10MPH Pace	% in pace	# of Speeders	% Speeders
01/04/2020	00:00	0	0	0	0	0	0	2	1	0	0	0	0	0	0	0	0	0	0	0	0	0	0	0	0	0	0	0	0	0	0	0	0	0	0	0	0	0	0	0	0	3	40	30 to 40	100.0	3	100.0
01/04/2020	01:00	0	0	0	0	0	1	1	0	1	0	0	0	0	0	0	0	0	0	0	0	0	0	0	0	0	0	0	0	0	0	0	0	0	0	0	0	0	0	0	0	3	45	25 to 35	66.7	2	66.7
01/04/2020	02:00	0	0	0	0	0	0	1	0	1	0	0	0	0	0	0	0	0	0	0	0	0	0	0	0	0	0	0	0	0	0	0	0	0	0	0	0	0	0	0	0	2	45	35 to 45	100.0	2	100.0
01/04/2020	03:00	0	0	0	0	1	1	1	1	2	5	1	0	0	0	0	0	0	0	0	0	0	0	0	0	0	0	0	0	0	0	0	0	0	0	0	0	0	0	0	0	12	49	40 to 50	66.7	10	83.3
01/04/2020	04:00	0	0	0	0	3	10	8	6	5	6	0	1	0	0	0	0	0	0	0	0	0	0	0	0	0	0	0	0	0	0	0	0	0	0	0	0	0	0	0	0	39	45.8	30 to 40	61.5	26	66.7
01/04/2020	05:00	0	0	0	4	13	23	23	24	11	6	0	1	0	0	0	0	0	0	0	0	0	0	0	0	0	0	0	0	0	0	0	0	0	0	0	0	0	0	0	0	105	40.9	30 to 40	66.7	65	61.9
01/04/2020	06:00	0	3	3	14	40	73	59	30	14	7	0	0	0	0	0	0	0	0	0	0	0	0	0	0	0	0	0	0	0	0	0	0	0	0	0	0	0	0	0	0	243	37.5	25 to 35	70.8	110	45.3
01/04/2020	07:00	0	1	2	7	28	45	50	19	7	6	0	0	0	0	0	0	0	0	0	0	0	0	0	0	0	0	0	0	0	0	0	0	0	0	0	0	0	0	0	0	165	36.8	25 to 35	74.5	82	49.7
01/04/2020	08:00	0	0	1	4	21	47	29	16	10	2	0	0	0	0	0	0	0	0	0	0	0	0	0	0	0	0	0	0	0	0	0	0	0	0	0	0	0	0	0	0	130	37.5	25 to 35	74.6	57	43.8
01/04/2020	09:00	0	0	0	6	11	23	42	22	11	2	0	0	0	0	0	0	0	0	0	0	0	0	0	0	0	0	0	0	0	0	0	0	0	0	0	0	0	0	0	0	117	38.9	30 to 40	74.4	77	65.8
01/04/2020	10:00	0	0	1	3	22	35	39	30	11	1	0	0	0	0	0	0	0	0	0	0	0	0	0	0	0	0	0	0	0	0	0	0	0	0	0	0	0	0	0	0	142	38.5	30 to 40	73.2	81	57.0
01/04/2020	11:00	0	1	1	0	8	40	43	35	13	3	0	0	0	0	0	0	0	0	0	0	0	0	0	0	0	0	0	0	0	0	0	0	0	0	0	0	0	0	0	0	144	39.1	30 to 40	81.9	94	65.3
01/04/2020	12:00	0	1	0	1	18	56	41	35	6	2	2	0	0	0	0	0	0	0	0	0	0	0	0	0	0	0	0	0	0	0	0	0	0	0	0	0	0	0	0	0	162	38	30 to 40	81.5	86	53.1
01/04/2020	13:00	0	0	1	5	13	35	46	28	12	2	1	0	0	0	0	0	0	0	0	0	0	0	0	0	0	0	0	0	0	0	0	0	0	0	0	0	0	0	0	0	143	38.9	30 to 40	76.2	89	62.2
01/04/2020	14:00	0	1	1	6	8	36	45	34	16	4	2	0	1	0	0	0	0	0	0	0	0	0	0	0	0	0	0	0	0	0	0	0	0	0	0	0	0	0	0	0	154	40	30 to 40	74.7	102	66.2
01/04/2020	15:00	0	0	1	10	32	79	71	45	20	1	1	0	0	0	0	0	0	0	0	0	0	0	0	0	0	0	0	0	0	0	0	0	0	0	0	0	0	0	0	0	260	38.1	30 to 40	75.0	138	53.1
01/04/2020	16:00	0	2	2	5	19	62	54	39	21	4	0	0	0	0	0	0	0	0	0	0	0	0	0	0	0	0	0	0	0	0	0	0	0	0	0	0	0	0	0	0	208	39.2	30 to 40	74.5	118	56.7
01/04/2020	17:00	0	1	0	0	7	22	23	20	7	4	0	2	0	0	0	0	0	0	0	0	0	0	0	0	0	0	0	0	0	0	0	0	0	0	0	0	0	0	0	0	86	40	30 to 40	75.6	56	65.1
01/04/2020	18:00	0	0	0	1	7	20	18	6	9	2	0	0	0	0	0	0	0	0	0	0	0	0	0	0	0	0	0	0	0	0	0	0	0	0	0	0	0	0	0	0	63	41.1	25 to 35	71.4	35	55.6
01/04/2020	19:00	0	0	0	0	0	6	6	5	3	1	0	0	0	0	0	0	0	0	0	0	0	0	0	0	0	0	0	0	0	0	0	0	0	0	0	0	0	0	0	0	21	41.7	30 to 40	81.0	15	71.4
01/04/2020	20:00	0	0	0	0	2	5	3	3	1	4	1	1	0	0	0	0	0	0	0	0	0	0	0	0	0	0	0	0	0	0	0	0	0	0	0	0	0	0	0	0	20	48.8	30 to 40	55.0	13	65.0
01/04/2020	21:00	0	0	0	0	0	2	4	3	2	4	1	0	0	0	0	0	0	0	0	0	0	0	0	0	0	0	0	0	0	0	0	0	0	0	0	0	0	0	0	0	16	48.8	30 to 40	56.3	14	87.5
01/04/2020	22:00	0	0	0	0	0	1	2	1	1	1	1	0	0	0	0	0	0	0	0	0	0	0	0	0	0	0	0	0	0	0	0	0	0	0	0	0	0	0	0	0	7	50	30 to 40	57.1	6	85.7
01/04/2020	23:00	0	0	0	0	0	0	2	1	4	2	0	0	0	0	0	0	0	0	0	0	0	0	0	0	0	0	0	0	0	0	0	0	0	0	0	0	0	0	0	0	9	47.5	35 to 45	77.8	9	100.0
24 Hr Summary		0	10	13	66	253	622	613	404	188	69	10	5	1	0	0	0	0	0	0	0	0	0	0	0	0	0	0	0	0	0	0	0	0	0	0	0	0	0	0	0	2254	39.2	30 to 40	72.7	1290	57.2

Incoming Histogram
Alton Rd Facing Alton

from Sun-Mar-15-2020-05-00-AM to Sun-Aug-16-2020-02-59-PM

Date	Starting Hr:min	<5	5 to <10	10 to <15	15 to <20	20 to <25	25 to <30	30 to <35	35 to <40	40 to <45	45 to <50	50 to <55	55 to <60	60 to <65	65 to <70	70 to <75	75 to <80	80 to <85	85 to <90	90 to <95	95 to <100	100 to <105	105 to <110	110 to <115	115 to <120	120 to <125	125 to <130	130 to <135	135 to <140	140 to <145	145 to <150	150 to <155	155 to <160	160 to <165	165 to <170	170 to <175	175 to <180	180 to <185	185 to <190	190 to <195	195 to >200	Total Counts	85pct Speed	10MPH Pace	% in pace	# of Speeders	% Speeders
02/04/2020	00:00	0	0	0	0	0	2	4	2	3	2	0	0	0	0	0	0	0	0	0	0	0	0	0	0	0	0	0	0	0	0	0	0	0	0	0	0	0	0	0	0	13	45	35 to 45	69.2	11	84.6
02/04/2020	01:00	0	0	0	0	0	1	3	0	0	0	0	0	0	0	0	0	0	0	0	0	0	0	0	0	0	0	0	0	0	0	0	0	0	0	0	0	0	0	0	0	4	33.3	25 to 35	100.0	3	75.0
02/04/2020	02:00	0	0	0	0	0	0	0	1	0	0	0	0	0	0	0	0	0	0	0	0	0	0	0	0	0	0	0	0	0	0	0	0	0	0	0	0	0	0	0	0	1	40	30 to 40	100.0	1	100.0
02/04/2020	03:00	0	0	0	0	2	1	3	4	1	0	0	0	0	0	0	0	0	0	0	0	0	0	0	0	0	0	0	0	0	0	0	0	0	0	0	0	0	0	0	0	11	38.8	30 to 40	72.7	8	72.7
02/04/2020	04:00	0	0	0	1	6	3	9	13	5	2	1	1	1	0	0	0	0	0	0	0	0	0	0	0	0	0	0	0	0	0	0	0	0	0	0	0	0	0	0	0	42	44	35 to 45	64.3	32	76.2
02/04/2020	05:00	0	0	0	4	7	24	33	22	24	5	2	1	0	0	0	0	0	0	0	0	0	0	0	0	0	0	0	0	0	0	0	0	0	0	0	0	0	0	0	0	122	42.9	30 to 40	64.8	87	71.3
02/04/2020	06:00	0	0	1	9	30	58	46	28	16	4	0	0	0	0	0	0	0	0	0	0	0	0	0	0	0	0	0	0	0	0	0	0	0	0	0	0	0	0	0	0	192	38.4	25 to 35	69.8	94	49.0
02/04/2020	07:00	0	0	1	8	20	47	37	30	13	2	1	0	0	0	0	0	0	0	0	0	0	0	0	0	0	0	0	0	0	0	0	0	0	0	0	0	0	0	0	0	159	38.7	30 to 40	71.7	83	52.2
02/04/2020	08:00	0	0	0	1	19	33	30	28	7	3	1	0	0	0	0	0	0	0	0	0	0	0	0	0	0	0	0	0	0	0	0	0	0	0	0	0	0	0	0	0	122	38.8	30 to 40	74.6	69	56.6
02/04/2020	09:00	0	0	1	3	15	20	34	25	7	1	1	0	0	0	0	0	0	0	0	0	0	0	0	0	0	0	0	0	0	0	0	0	0	0	0	0	0	0	0	0	107	38.6	30 to 40	73.8	68	63.6
02/04/2020	10:00	2	1	8	20	40	24	18	9	2	0	0	0	0	0	0	0	0	0	0	0	0	0	0	0	0	0	0	0	0	0	0	0	0	0	0	0	0	0	0	0	124	37.8	25 to 35	67.7	53	42.7
02/04/2020	11:00	2	6	7	22	45	34	26	15	3	0	0	0	0	0	0	0	0	0	0	0	0	0	0	0	0	0	0	0	0	0	0	0	0	0	0	0	0	0	0	0	160	38.8	30 to 40	65.6	78	48.8
02/04/2020	12:00	0	0	1	4	12	25	41	27	15	5	1	0	0	0	0	0	0	0	0	0	0	0	0	0	0	0	0	0	0	0	0	0	0	0	0	0	0	0	0	0	131	40.3	30 to 40	71.0	89	67.9
02/04/2020	13:00	0	0	0	7	16	43	48	44	15	3	0	0	0	0	0	0	0	0	0	0	0	0	0	0	0	0	0	0	0	0	0	0	0	0	0	0	0	0	0	0	176	39.1	30 to 40	76.7	110	62.5
02/04/2020	14:00	0	0	5	5	13	44	35	33	8	5	2	0	0	0	0	0	0	0	0	0	0	0	0	0	0	0	0	0	0	0	0	0	0	0	0	0	0	0	0	0	150	38.9	30 to 40	74.7	83	55.3
02/04/2020	15:00	0	1	2	1	24	75	88	43	17	6	0	0	0	0	0	0	0	0	0	0	0	0	0	0	0	0	0	0	0	0	0	0	0	0	0	0	0	0	0	0	257	38.1	30 to 40	80.2	154	59.9
02/04/2020	16:00	0	0	1	2	16	46	45	42	20	4	1	3	0	0	0	0	0	0	0	0	0	0	0	0	0	0	0	0	0	0	0	0	0	0	0	0	0	0	0	0	180	40.2	30 to 40	73.9	115	63.9
02/04/2020	17:00	0	1	0	2	7	25	33	17	11	1	0	0	0	0	0	0	0	0	0	0	0	0	0	0	0	0	0	0	0	0	0	0	0	0	0	0	0	0	0	0	97	39.1	30 to 40	77.3	62	63.9
02/04/2020	18:00	0	0	0	0	5	17	21	15	5	1	1	1	0	0	0	0	0	0	0	0	0	0	0	0	0	0	0	0	0	0	0	0	0	0	0	0	0	0	0	0	66	39.3	30 to 40	80.3	44	66.7
02/04/2020	19:00	0	0	0	1	1	13	12	9	5	1	2	0	0	0	0	0	0	0	0	0	0	0	0	0	0	0	0	0	0	0	0	0	0	0	0	0	0	0	0	0	44	41	30 to 40	77.3	29	65.9
02/04/2020	20:00	0	0	0	0	0	2	4	4	3	2	3	0	0	0	0	0	0	0	0	0	0	0	0	0	0	0	0	0	0	0	0	0	0	0	0	0	0	0	0	0	18	50	35 to 45	61.1	16	88.9
02/04/2020	21:00	0	0	0	0	0	3	0	3	0	1	1	0	0	0	0	0	0	0	0	0	0	0	0	0	0	0	0	0	0	0	0	0	0	0	0	0	0	0	0	0	8	50	30 to 40	75.0	5	62.5
02/04/2020	22:00	0	0	0	0	1	2	4	1	2	1	3	0	0	0	0	0	0	0	0	0	0	0	0	0	0	0	0	0	0	0	0	0	0	0	0	0	0	0	0	0	14	51.7	25 to 35	50.0	11	78.6
02/04/2020	23:00	0	0	0	0	1	4	5	6	5	0	0	0	0	0	0	0	0	0	0	0	0	0	0	0	0	0	0	0	0	0	0	0	0	0	0	0	0	0	0	0	21	42	35 to 45	76.2	16	76.2
24 Hr Summary		0	6	19	63	237	573	593	441	206	54	20	6	1	0	0	0	0	0	0	0	0	0	0	0	0	0	0	0	0	0	0	0	0	0	0	0	0	0	0	0	2219	39.5	30 to 40	72.4	1321	59.5

Incoming Histogram
Alton Rd Facing Alton

from Sun-Mar-15-2020-05-00-AM to Sun-Aug-16-2020-02-59-PM

Date	Starting Hr:min	<5	5 to <10	10 to <15	15 to <20	20 to <25	25 to <30	30 to <35	35 to <40	40 to <45	45 to <50	50 to <55	55 to <60	60 to <65	65 to <70	70 to <75	75 to <80	80 to <85	85 to <90	90 to <95	95 to <100	100 to <105	105 to <110	110 to <115	115 to <120	120 to <125	125 to <130	130 to <135	135 to <140	140 to <145	145 to <150	150 to <155	155 to <160	160 to <165	165 to <170	170 to <175	175 to <180	180 to <185	185 to <190	190 to <195	195 to >200	Total Counts	85pct Speed	10MPH Pace	% in pace	# of Speeders	% Speeders
03/04/2020	00:00	0	0	0	0	0	0	2	1	1	0	0	0	0	0	0	0	0	0	0	0	0	0	0	0	0	0	0	0	0	0	0	0	0	0	0	0	0	0	0	0	4	40	35 to 45	100.0	4	100.0
03/04/2020	01:00	0	0	0	0	0	1	1	0	0	0	0	0	0	0	0	0	0	0	0	0	0	0	0	0	0	0	0	0	0	0	0	0	0	0	0	0	0	0	0	0	1	35	25 to 35	100.0	1	100.0
03/04/2020	02:00	0	0	0	0	0	0	2	0	0	1	0	0	2	0	0	0	0	0	0	0	0	0	0	0	0	0	0	0	0	0	0	0	0	0	0	0	0	0	0	0	5	62.5	25 to 35	40.0	5	100.0
03/04/2020	03:00	0	0	0	0	1	0	1	2	0	0	0	1	0	0	0	0	0	0	0	0	0	0	0	0	0	0	0	0	0	0	0	0	0	0	0	0	0	0	0	0	5	40	30 to 40	60.0	4	80.0
03/04/2020	04:00	0	0	0	3	1	5	9	5	5	3	0	0	0	0	0	0	0	0	0	0	0	0	0	0	0	0	0	0	0	0	0	0	0	0	0	0	0	0	0	0	31	43	30 to 40	61.3	22	71.0
03/04/2020	05:00	0	0	0	4	11	21	32	16	12	8	2	0	0	0	0	0	0	0	0	0	0	0	0	0	0	0	0	0	0	0	0	0	0	0	0	0	0	0	0	0	106	42.5	30 to 40	65.1	70	66.0
03/04/2020	06:00	0	1	4	19	28	59	46	33	12	7	0	0	0	0	0	0	0	0	0	0	0	0	0	0	0	0	0	0	0	0	0	0	0	0	0	0	0	0	0	0	209	38.2	30 to 40	66.0	98	46.9
03/04/2020	07:00	0	0	1	11	27	47	43	22	10	2	0	0	0	0	0	0	0	0	0	0	0	0	0	0	0	0	0	0	0	0	0	0	0	0	0	0	0	0	0	0	163	37.3	25 to 35	71.8	77	47.2
03/04/2020	08:00	0	1	1	8	11	38	39	21	6	2	0	0	0	0	0	0	0	0	0	0	0	0	0	0	0	0	0	0	0	0	0	0	0	0	0	0	0	0	0	0	127	37.4	30 to 40	77.2	68	53.5
03/04/2020	09:00	0	0	2	7	19	59	41	19	11	1	0	0	0	0	0	0	0	0	0	0	0	0	0	0	0	0	0	0	0	0	0	0	0	0	0	0	0	0	0	0	159	36.8	25 to 35	74.8	72	45.3
03/04/2020	10:00	0	1	0	7	21	41	45	31	9	5	0	0	0	0	0	0	0	0	0	0	0	0	0	0	0	0	0	0	0	0	0	0	0	0	0	0	0	0	0	0	160	38.4	30 to 40	73.1	90	56.3
03/04/2020	11:00	0	1	1	5	10	49	44	33	14	5	1	0	0	0	0	0	0	0	0	0	0	0	0	0	0	0	0	0	0	0	0	0	0	0	0	0	0	0	0	0	163	39.4	30 to 40	77.3	97	59.5
03/04/2020	12:00	0	2	0	2	10	44	64	27	27	8	3	0	0	0	0	0	0	0	0	0	0	0	0	0	0	0	0	0	0	0	0	0	0	0	0	0	0	0	0	0	187	41.9	30 to 40	72.2	129	69.0
03/04/2020	13:00	0	0	0	4	16	38	61	33	24	8	0	0	0	0	0	0	0	0	0	0	0	0	0	0	0	0	0	0	0	0	0	0	0	0	0	0	0	0	0	0	184	40.8	30 to 40	71.7	126	68.5
03/04/2020	14:00	0	1	1	2	14	51	71	45	17	1	3	0	0	0	0	0	0	0	0	0	0	0	0	0	0	0	0	0	0	0	0	0	0	0	0	0	0	0	0	0	206	38.9	30 to 40	81.1	137	66.5
03/04/2020	15:00	0	1	0	3	12	43	52	47	22	5	1	1	0	0	0	0	0	0	0	0	0	0	0	0	0	0	0	0	0	0	0	0	0	0	0	0	0	0	0	0	187	40.2	30 to 40	75.9	128	68.4
03/04/2020	16:00	0	0	0	5	20	44	40	32	9	3	1	0	0	0	0	0	0	0	0	0	0	0	0	0	0	0	0	0	0	0	0	0	0	0	0	0	0	0	0	0	154	38.4	30 to 40	75.3	85	55.2
03/04/2020	17:00	0	0	0	0	7	27	23	21	13	3	2	0	0	0	0	0	0	0	0	0	0	0	0	0	0	0	0	0	0	0	0	0	0	0	0	0	0	0	0	0	96	41.5	30 to 40	74.0	62	64.6
03/04/2020	18:00	0	0	0	5	5	23	21	15	10	6	4	0	0	0	0	0	0	0	0	0	0	0	0	0	0	0	0	0	0	0	0	0	0	0	0	0	0	0	0	0	89	43.5	30 to 40	66.3	56	62.9
03/04/2020	19:00	0	0	0	1	3	15	11	8	4	1	0	0	0	0	0	0	0	0	0	0	0	0	0	0	0	0	0	0	0	0	0	0	0	0	0	0	0	0	0	0	43	39.4	30 to 40	79.1	24	55.8
03/04/2020	20:00	0	0	0	1	2	7	7	5	1	0	2	0	0	0	0	0	0	0	0	0	0	0	0	0	0	0	0	0	0	0	0	0	0	0	0	0	0	0	0	0	25	39	30 to 40	76.0	15	60.0
03/04/2020	21:00	0	0	0	0	1	5	3	3	1	0	0	0	0	0	0	0	0	0	0	1	0	0	0	0	0	0	0	0	0	0	0	0	0	0	0	0	0	0	0	0	13	38.3	30 to 40	84.6	7	53.8
03/04/2020	22:00	0	0	0	0	0	1	0	0	1	0	0	0	0	0	0	0	0	0	0	0	0	0	0	0	0	0	0	0	0	0	0	0	0	0	0	0	0	0	0	0	2	45	20 to 30	50.0	1	50.0
03/04/2020	23:00	0	0	0	0	0	0	1	1	0	1	0	0	0	0	0	0	0	0	0	0	0	0	0	0	0	0	0	0	0	0	0	0	0	0	0	0	0	0	0	0	3	50	30 to 40	66.7	3	100.0
24 Hr Summary		0	8	10	87	219	617	659	420	209	70	19	2	2	0	0	0	0	0	0	0	0	0	0	0	0	0	0	0	0	0	0	0	0	0	0	0	0	0	0	0	2322	39.5	30 to 40	73.0	1381	59.5

Incoming Histogram
Alton Rd Facing Alton

from Sun-Mar-15-2020-05-00-AM to Sun-Aug-16-2020-02-59-PM

Date	Starting Hr:min	<5	5 to <10	10 to <15	15 to <20	20 to <25	25 to <30	30 to <35	35 to <40	40 to <45	45 to <50	50 to <55	55 to <60	60 to <65	65 to <70	70 to <75	75 to <80	80 to <85	85 to <90	90 to <95	95 to <100	100 to <105	105 to <110	110 to <115	115 to <120	120 to <125	125 to <130	130 to <135	135 to <140	140 to <145	145 to <150	150 to <155	155 to <160	160 to <165	165 to <170	170 to <175	175 to <180	180 to <185	185 to <190	190 to <195	195 to >200	Total Counts	85pct Speed	10MPH Pace	% in pace	# of Speeders	% Speeders
04/04/2020	00:00	0	0	0	0	0	0	0	0	0	0	0	1	0	0	0	0	0	0	0	0	0	0	0	0	0	0	0	0	0	0	0	0	0	0	0	0	0	0	0	0	1	60	50 to 60	100.0	1	100.0
04/04/2020	01:00	0	0	0	0	0	0	0	0	0	0	0	0	0	0	0	0	0	0	0	0	0	0	0	0	0	0	0	0	0	0	0	0	0	0	0	0	0	0	0	0	0	0	*	*	*	*
04/04/2020	02:00	0	0	0	0	0	1	1	0	0	0	0	0	0	0	0	0	0	0	0	0	0	0	0	0	0	0	0	0	0	0	0	0	0	0	0	0	0	0	0	0	2	35	25 to 35	100.0	1	50.0
04/04/2020	03:00	0	0	0	0	0	1	1	2	0	0	0	0	0	0	0	0	0	0	0	0	0	0	0	0	0	0	0	0	0	0	0	0	0	0	0	0	0	0	0	0	4	37.5	30 to 40	100.0	3	75.0
04/04/2020	04:00	0	0	0	0	0	1	2	2	2	2	0	0	0	1	0	0	0	0	0	0	0	0	0	0	0	0	0	0	0	0	0	0	0	0	0	0	0	0	0	0	10	47.5	35 to 45	60.0	9	90.0
04/04/2020	05:00	0	0	0	1	1	3	6	4	3	2	0	0	0	0	0	0	0	0	0	0	0	0	0	0	0	0	0	0	0	0	0	0	0	0	0	0	0	0	0	0	20	43.3	30 to 40	65.0	15	75.0
04/04/2020	06:00	0	0	1	1	7	16	8	8	9	3	1	0	0	0	0	0	0	0	0	0	0	0	0	0	0	0	0	0	0	0	0	0	0	0	0	0	0	0	0	0	54	42.8	30 to 40	59.3	29	53.7
04/04/2020	07:00	0	0	0	1	7	11	12	18	8	3	2	0	0	0	0	0	0	0	0	0	0	0	0	0	0	0	0	0	0	0	0	0	0	0	0	0	0	0	0	0	62	42.5	30 to 40	66.1	43	69.4
04/04/2020	08:00	0	0	0	0	5	17	17	19	7	2	1	0	0	0	0	0	0	0	0	0	0	0	0	0	0	0	0	0	0	0	0	0	0	0	0	0	0	0	0	0	68	40	30 to 40	77.9	46	67.6
04/04/2020	09:00	0	0	1	3	10	14	32	25	15	0	1	1	0	0	0	0	0	0	0	0	0	0	0	0	0	0	0	0	0	0	0	0	0	0	0	0	0	0	0	0	102	40.7	35 to 45	70.6	74	72.5
04/04/2020	10:00	0	1	0	1	5	34	29	15	11	6	0	0	0	0	0	0	0	0	0	0	0	0	0	0	0	0	0	0	0	0	0	0	0	0	0	0	0	0	0	0	102	40.9	30 to 40	76.5	61	59.8
04/04/2020	11:00	0	0	0	1	7	23	26	16	15	5	1	0	0	0	0	0	0	0	0	0	0	0	0	0	0	0	0	0	0	0	0	0	0	0	0	0	0	0	0	0	94	42.3	30 to 40	69.1	63	67.0
04/04/2020	12:00	0	2	1	0	4	17	26	28	20	3	0	0	0	0	0	0	0	0	0	0	0	0	0	0	0	0	0	0	0	0	0	0	0	0	0	0	0	0	0	0	101	42	35 to 45	73.3	77	76.2
04/04/2020	13:00	0	0	0	3	10	27	32	20	13	7	3	0	0	0	0	0	0	0	0	0	0	0	0	0	0	0	0	0	0	0	0	0	0	0	0	0	0	0	0	0	115	42.3	30 to 40	68.7	75	65.2
04/04/2020	14:00	0	1	0	2	6	20	37	20	16	2	0	0	0	0	0	0	0	0	0	0	0	0	0	0	0	0	0	0	0	0	0	0	0	0	0	0	0	0	0	0	104	40.6	30 to 40	74.0	75	72.1
04/04/2020	15:00	0	1	0	5	8	26	19	26	7	2	0	0	0	0	0	0	0	0	0	0	0	0	0	0	0	0	0	0	0	0	0	0	0	0	0	0	0	0	0	0	94	39	30 to 40	75.5	54	57.4
04/04/2020	16:00	0	0	0	1	6	15	22	19	11	3	2	3	0	1	0	0	0	0	0	0	0	0	0	0	0	0	0	0	0	0	0	0	0	0	0	0	0	0	0	0	83	43.6	30 to 40	67.5	61	73.5
04/04/2020	17:00	0	0	0	1	4	18	16	22	5	7	1	0	0	0	0	0	0	0	0	0	0	0	0	0	0	0	0	0	0	0	0	0	0	0	0	0	0	0	0	0	74	42	30 to 40	75.7	51	68.9
04/04/2020	18:00	0	0	0	0	1	9	13	14	6	1	0	0	0	0	0	0	0	0	0	0	0	0	0	0	0	0	0	0	0	0	0	0	0	0	0	0	0	0	0	0	44	40	30 to 40	81.8	34	77.3
04/04/2020	19:00	0	0	0	1	3	9	13	9	2	2	0	1	0	0	0	0	0	0	0	0	0	0	0	0	0	0	0	0	0	0	0	0	0	0	0	0	0	0	0	0	40	39.4	30 to 40	77.5	27	67.5
04/04/2020	20:00	0	0	0	0	0	3	4	3	0	2	1	0	0	0	0	0	0	0	0	0	0	0	0	0	0	0	0	0	0	0	0	0	0	0	0	0	0	0	0	0	13	47.5	30 to 40	76.9	10	76.9
04/04/2020	21:00	0	0	0	0	0	2	2	2	4	1	0	0	0	0	0	0	0	0	0	0	0	0	0	0	0	0	0	0	0	0	0	0	0	0	0	0	0	0	0	0	11	43.8	35 to 45	72.7	9	81.8
04/04/2020	22:00	0	0	0	0	0	1	0	1	1	1	0	0	0	0	0	0	0	0	0	0	0	0	0	0	0	0	0	0	0	0	0	0	0	0	0	0	0	0	0	0	4	45	40 to 50	75.0	3	75.0
04/04/2020	23:00	0	0	0	0	0	0	1	0	0	0	0	0	0	0	0	0	0	0	0	0	0	0	0	0	0	0	0	0	0	0	0	0	0	0	0	0	0	0	0	0	1	35	25 to 35	100.0	1	100.0
24 Hr Summary		0	5	3	21	84	268	319	273	155	54	13	6	0	2	0	0	0	0	0	0	0	0	0	0	0	0	0	0	0	0	0	0	0	0	0	0	0	0	0	0	1203	41.6	30 to 40	71.5	822	68.3

Incoming Histogram
Alton Rd Facing Alton

from Sun-Mar-15-2020-05-00-AM to Sun-Aug-16-2020-02-59-PM

Date	Starting Hr:min	<5	5 to <10	10 to <15	15 to <20	20 to <25	25 to <30	30 to <35	35 to <40	40 to <45	45 to <50	50 to <55	55 to <60	60 to <65	65 to <70	70 to <75	75 to <80	80 to <85	85 to <90	90 to <95	95 to <100	100 to <105	105 to <110	110 to <115	115 to <120	120 to <125	125 to <130	130 to <135	135 to <140	140 to <145	145 to <150	150 to <155	155 to <160	160 to <165	165 to <170	170 to <175	175 to <180	180 to <185	185 to <190	190 to <195	195 to >200	Total Counts	85pct Speed	10MPH Pace	% in pace	# of Speeders	% Speeders
05/04/2020	00:00	0	0	0	0	0	0	0	0	0	0	1	0	0	0	0	0	0	0	0	0	0	0	0	0	0	0	0	0	0	0	0	0	0	0	0	0	0	0	0	0	1	55	45 to 55	100.0	1	100.0
05/04/2020	01:00	0	0	0	0	0	0	0	0	0	0	0	0	0	0	0	0	0	0	0	0	0	0	0	0	0	0	0	0	0	0	0	0	0	0	0	0	0	0	0	0	0	*	*	*	*	*
05/04/2020	02:00	0	0	0	0	0	0	0	0	0	0	0	0	0	0	0	0	0	0	0	0	0	0	0	0	0	0	0	0	0	0	0	0	0	0	0	0	0	0	0	0	0	*	*	*	*	*
05/04/2020	03:00	*	*	*	*	*	*	*	*	*	*	*	*	*	*	*	*	*	*	*	*	*	*	*	*	*	*	*	*	*	*	*	*	*	*	*	*	*	*	*	*	*	*	*	*	*	*
05/04/2020	04:00	*	*	*	*	*	*	*	*	*	*	*	*	*	*	*	*	*	*	*	*	*	*	*	*	*	*	*	*	*	*	*	*	*	*	*	*	*	*	*	*	*	*	*	*	*	*
05/04/2020	05:00	*	*	*	*	*	*	*	*	*	*	*	*	*	*	*	*	*	*	*	*	*	*	*	*	*	*	*	*	*	*	*	*	*	*	*	*	*	*	*	*	*	*	*	*	*	*
05/04/2020	06:00	*	*	*	*	*	*	*	*	*	*	*	*	*	*	*	*	*	*	*	*	*	*	*	*	*	*	*	*	*	*	*	*	*	*	*	*	*	*	*	*	*	*	*	*	*	*
05/04/2020	07:00	*	*	*	*	*	*	*	*	*	*	*	*	*	*	*	*	*	*	*	*	*	*	*	*	*	*	*	*	*	*	*	*	*	*	*	*	*	*	*	*	*	*	*	*	*	*
05/04/2020	08:00	*	*	*	*	*	*	*	*	*	*	*	*	*	*	*	*	*	*	*	*	*	*	*	*	*	*	*	*	*	*	*	*	*	*	*	*	*	*	*	*	*	*	*	*	*	*
05/04/2020	09:00	*	*	*	*	*	*	*	*	*	*	*	*	*	*	*	*	*	*	*	*	*	*	*	*	*	*	*	*	*	*	*	*	*	*	*	*	*	*	*	*	*	*	*	*	*	*
05/04/2020	10:00	*	*	*	*	*	*	*	*	*	*	*	*	*	*	*	*	*	*	*	*	*	*	*	*	*	*	*	*	*	*	*	*	*	*	*	*	*	*	*	*	*	*	*	*	*	*
05/04/2020	11:00	*	*	*	*	*	*	*	*	*	*	*	*	*	*	*	*	*	*	*	*	*	*	*	*	*	*	*	*	*	*	*	*	*	*	*	*	*	*	*	*	*	*	*	*	*	*
05/04/2020	12:00	*	*	*	*	*	*	*	*	*	*	*	*	*	*	*	*	*	*	*	*	*	*	*	*	*	*	*	*	*	*	*	*	*	*	*	*	*	*	*	*	*	*	*	*	*	*
05/04/2020	13:00	*	*	*	*	*	*	*	*	*	*	*	*	*	*	*	*	*	*	*	*	*	*	*	*	*	*	*	*	*	*	*	*	*	*	*	*	*	*	*	*	*	*	*	*	*	*
05/04/2020	14:00	*	*	*	*	*	*	*	*	*	*	*	*	*	*	*	*	*	*	*	*	*	*	*	*	*	*	*	*	*	*	*	*	*	*	*	*	*	*	*	*	*	*	*	*	*	*
05/04/2020	15:00	*	*	*	*	*	*	*	*	*	*	*	*	*	*	*	*	*	*	*	*	*	*	*	*	*	*	*	*	*	*	*	*	*	*	*	*	*	*	*	*	*	*	*	*	*	*
05/04/2020	16:00	*	*	*	*	*	*	*	*	*	*	*	*	*	*	*	*	*	*	*	*	*	*	*	*	*	*	*	*	*	*	*	*	*	*	*	*	*	*	*	*	*	*	*	*	*	*
05/04/2020	17:00	*	*	*	*	*	*	*	*	*	*	*	*	*	*	*	*	*	*	*	*	*	*	*	*	*	*	*	*	*	*	*	*	*	*	*	*	*	*	*	*	*	*	*	*	*	*
05/04/2020	18:00	*	*	*	*	*	*	*	*	*	*	*	*	*	*	*	*	*	*	*	*	*	*	*	*	*	*	*	*	*	*	*	*	*	*	*	*	*	*	*	*	*	*	*	*	*	*
05/04/2020	19:00	*	*	*	*	*	*	*	*	*	*	*	*	*	*	*	*	*	*	*	*	*	*	*	*	*	*	*	*	*	*	*	*	*	*	*	*	*	*	*	*	*	*	*	*	*	*
05/04/2020	20:00	*	*	*	*	*	*	*	*	*	*	*	*	*	*	*	*	*	*	*	*	*	*	*	*	*	*	*	*	*	*	*	*	*	*	*	*	*	*	*	*	*	*	*	*	*	*
05/04/2020	21:00	*	*	*	*	*	*	*	*	*	*	*	*	*	*	*	*	*	*	*	*	*	*	*	*	*	*	*	*	*	*	*	*	*	*	*	*	*	*	*	*	*	*	*	*	*	*
05/04/2020	22:00	*	*	*	*	*	*	*	*	*	*	*	*	*	*	*	*	*	*	*	*	*	*	*	*	*	*	*	*	*	*	*	*	*	*	*	*	*	*	*	*	*	*	*	*	*	*
05/04/2020	23:00	*	*	*	*	*	*	*	*	*	*	*	*	*	*	*	*	*	*	*	*	*	*	*	*	*	*	*	*	*	*	*	*	*	*	*	*	*	*	*	*	*	*	*	*	*	*
24 Hr Summary		0	0	0	0	0	0	0	0	0	0	1	0	0	0	0	0	0	0	0	0	0	0	0	0	0	0	0	0	0	0	0	0	0	0	0	0	0	0	0	0	1	55	45 to 55	100.0	1	100.0

Incoming Histogram
Alton Rd Facing Alton

from Sun-Mar-15-2020-05-00-AM to Sun-Aug-16-2020-02-59-PM

Date	Starting Hr:min	<5	5 to <10	10 to <15	15 to <20	20 to <25	25 to <30	30 to <35	35 to <40	40 to <45	45 to <50	50 to <55	55 to <60	60 to <65	65 to <70	70 to <75	75 to <80	80 to <85	85 to <90	90 to <95	95 to <100	100 to <105	105 to <110	110 to <115	115 to <120	120 to <125	125 to <130	130 to <135	135 to <140	140 to <145	145 to <150	150 to <155	155 to <160	160 to <165	165 to <170	170 to <175	175 to <180	180 to <185	185 to <190	190 to <195	195 to >200	Total Counts	85pct Speed	10MPH Pace	% in pace	# of Speeders	% Speeders
06/04/2020	00:00	*	*	*	*	*	*	*	*	*	*	*	*	*	*	*	*	*	*	*	*	*	*	*	*	*	*	*	*	*	*	*	*	*	*	*	*	*	*	*	*	*	*	*	*	*	*
06/04/2020	01:00	*	*	*	*	*	*	*	*	*	*	*	*	*	*	*	*	*	*	*	*	*	*	*	*	*	*	*	*	*	*	*	*	*	*	*	*	*	*	*	*	*	*	*	*	*	*
06/04/2020	02:00	*	*	*	*	*	*	*	*	*	*	*	*	*	*	*	*	*	*	*	*	*	*	*	*	*	*	*	*	*	*	*	*	*	*	*	*	*	*	*	*	*	*	*	*	*	*
06/04/2020	03:00	*	*	*	*	*	*	*	*	*	*	*	*	*	*	*	*	*	*	*	*	*	*	*	*	*	*	*	*	*	*	*	*	*	*	*	*	*	*	*	*	*	*	*	*	*	*
06/04/2020	04:00	*	*	*	*	*	*	*	*	*	*	*	*	*	*	*	*	*	*	*	*	*	*	*	*	*	*	*	*	*	*	*	*	*	*	*	*	*	*	*	*	*	*	*	*	*	*
06/04/2020	05:00	*	*	*	*	*	*	*	*	*	*	*	*	*	*	*	*	*	*	*	*	*	*	*	*	*	*	*	*	*	*	*	*	*	*	*	*	*	*	*	*	*	*	*	*	*	*
06/04/2020	06:00	*	*	*	*	*	*	*	*	*	*	*	*	*	*	*	*	*	*	*	*	*	*	*	*	*	*	*	*	*	*	*	*	*	*	*	*	*	*	*	*	*	*	*	*	*	*
06/04/2020	07:00	*	*	*	*	*	*	*	*	*	*	*	*	*	*	*	*	*	*	*	*	*	*	*	*	*	*	*	*	*	*	*	*	*	*	*	*	*	*	*	*	*	*	*	*	*	*
06/04/2020	08:00	*	*	*	*	*	*	*	*	*	*	*	*	*	*	*	*	*	*	*	*	*	*	*	*	*	*	*	*	*	*	*	*	*	*	*	*	*	*	*	*	*	*	*	*	*	*
06/04/2020	09:00	*	*	*	*	*	*	*	*	*	*	*	*	*	*	*	*	*	*	*	*	*	*	*	*	*	*	*	*	*	*	*	*	*	*	*	*	*	*	*	*	*	*	*	*	*	*
06/04/2020	10:00	*	*	*	*	*	*	*	*	*	*	*	*	*	*	*	*	*	*	*	*	*	*	*	*	*	*	*	*	*	*	*	*	*	*	*	*	*	*	*	*	*	*	*	*	*	*
06/04/2020	11:00	*	*	*	*	*	*	*	*	*	*	*	*	*	*	*	*	*	*	*	*	*	*	*	*	*	*	*	*	*	*	*	*	*	*	*	*	*	*	*	*	*	*	*	*	*	*
06/04/2020	12:00	*	*	*	*	*	*	*	*	*	*	*	*	*	*	*	*	*	*	*	*	*	*	*	*	*	*	*	*	*	*	*	*	*	*	*	*	*	*	*	*	*	*	*	*	*	*
06/04/2020	13:00	*	*	*	*	*	*	*	*	*	*	*	*	*	*	*	*	*	*	*	*	*	*	*	*	*	*	*	*	*	*	*	*	*	*	*	*	*	*	*	*	*	*	*	*	*	*
06/04/2020	14:00	*	*	*	*	*	*	*	*	*	*	*	*	*	*	*	*	*	*	*	*	*	*	*	*	*	*	*	*	*	*	*	*	*	*	*	*	*	*	*	*	*	*	*	*	*	*
06/04/2020	15:00	*	*	*	*	*	*	*	*	*	*	*	*	*	*	*	*	*	*	*	*	*	*	*	*	*	*	*	*	*	*	*	*	*	*	*	*	*	*	*	*	*	*	*	*	*	*
06/04/2020	16:00	*	*	*	*	*	*	*	*	*	*	*	*	*	*	*	*	*	*	*	*	*	*	*	*	*	*	*	*	*	*	*	*	*	*	*	*	*	*	*	*	*	*	*	*	*	*
06/04/2020	17:00	*	*	*	*	*	*	*	*	*	*	*	*	*	*	*	*	*	*	*	*	*	*	*	*	*	*	*	*	*	*	*	*	*	*	*	*	*	*	*	*	*	*	*	*	*	*
06/04/2020	18:00	*	*	*	*	*	*	*	*	*	*	*	*	*	*	*	*	*	*	*	*	*	*	*	*	*	*	*	*	*	*	*	*	*	*	*	*	*	*	*	*	*	*	*	*	*	*
06/04/2020	19:00	*	*	*	*	*	*	*	*	*	*	*	*	*	*	*	*	*	*	*	*	*	*	*	*	*	*	*	*	*	*	*	*	*	*	*	*	*	*	*	*	*	*	*	*	*	*
06/04/2020	20:00	*	*	*	*	*	*	*	*	*	*	*	*	*	*	*	*	*	*	*	*	*	*	*	*	*	*	*	*	*	*	*	*	*	*	*	*	*	*	*	*	*	*	*	*	*	*
06/04/2020	21:00	*	*	*	*	*	*	*	*	*	*	*	*	*	*	*	*	*	*	*	*	*	*	*	*	*	*	*	*	*	*	*	*	*	*	*	*	*	*	*	*	*	*	*	*	*	*
06/04/2020	22:00	*	*	*	*	*	*	*	*	*	*	*	*	*	*	*	*	*	*	*	*	*	*	*	*	*	*	*	*	*	*	*	*	*	*	*	*	*	*	*	*	*	*	*	*	*	*
06/04/2020	23:00	*	*	*	*	*	*	*	*	*	*	*	*	*	*	*	*	*	*	*	*	*	*	*	*	*	*	*	*	*	*	*	*	*	*	*	*	*	*	*	*	*	*	*	*	*	*
24 Hr Summary		0	0	0	0	0	0	0	0	0	0	0	0	0	0	0	0	0	0	0	0	0	0	0	0	0	0	0	0	0	0	0	0	0	0	0	0	0	0	0	0	0	*	*	*	*

Incoming Histogram
Alton Rd Facing Alton

from Sun-Mar-15-2020-05-00-AM to Sun-Aug-16-2020-02-59-PM

Date	Starting Hr:min	<5	5 to <10	10 to <15	15 to <20	20 to <25	25 to <30	30 to <35	35 to <40	40 to <45	45 to <50	50 to <55	55 to <60	60 to <65	65 to <70	70 to <75	75 to <80	80 to <85	85 to <90	90 to <95	95 to <100	100 to <105	105 to <110	110 to <115	115 to <120	120 to <125	125 to <130	130 to <135	135 to <140	140 to <145	145 to <150	150 to <155	155 to <160	160 to <165	165 to <170	170 to <175	175 to <180	180 to <185	185 to <190	190 to <195	195 to >200	Total Counts	85pct Speed	10MPH Pace	% in pace	# of Speeders	% Speeders
07/04/2020	00:00	*	*	*	*	*	*	*	*	*	*	*	*	*	*	*	*	*	*	*	*	*	*	*	*	*	*	*	*	*	*	*	*	*	*	*	*	*	*	*	*	*	*	*	*	*	*
07/04/2020	01:00	*	*	*	*	*	*	*	*	*	*	*	*	*	*	*	*	*	*	*	*	*	*	*	*	*	*	*	*	*	*	*	*	*	*	*	*	*	*	*	*	*	*	*	*	*	*
07/04/2020	02:00	*	*	*	*	*	*	*	*	*	*	*	*	*	*	*	*	*	*	*	*	*	*	*	*	*	*	*	*	*	*	*	*	*	*	*	*	*	*	*	*	*	*	*	*	*	*
07/04/2020	03:00	*	*	*	*	*	*	*	*	*	*	*	*	*	*	*	*	*	*	*	*	*	*	*	*	*	*	*	*	*	*	*	*	*	*	*	*	*	*	*	*	*	*	*	*	*	*
07/04/2020	04:00	*	*	*	*	*	*	*	*	*	*	*	*	*	*	*	*	*	*	*	*	*	*	*	*	*	*	*	*	*	*	*	*	*	*	*	*	*	*	*	*	*	*	*	*	*	*
07/04/2020	05:00	*	*	*	*	*	*	*	*	*	*	*	*	*	*	*	*	*	*	*	*	*	*	*	*	*	*	*	*	*	*	*	*	*	*	*	*	*	*	*	*	*	*	*	*	*	*
07/04/2020	06:00	*	*	*	*	*	*	*	*	*	*	*	*	*	*	*	*	*	*	*	*	*	*	*	*	*	*	*	*	*	*	*	*	*	*	*	*	*	*	*	*	*	*	*	*	*	*
07/04/2020	07:00	*	*	*	*	*	*	*	*	*	*	*	*	*	*	*	*	*	*	*	*	*	*	*	*	*	*	*	*	*	*	*	*	*	*	*	*	*	*	*	*	*	*	*	*	*	*
07/04/2020	08:00	*	*	*	*	*	*	*	*	*	*	*	*	*	*	*	*	*	*	*	*	*	*	*	*	*	*	*	*	*	*	*	*	*	*	*	*	*	*	*	*	*	*	*	*	*	*
07/04/2020	09:00	*	*	*	*	*	*	*	*	*	*	*	*	*	*	*	*	*	*	*	*	*	*	*	*	*	*	*	*	*	*	*	*	*	*	*	*	*	*	*	*	*	*	*	*	*	*
07/04/2020	10:00	*	*	*	*	*	*	*	*	*	*	*	*	*	*	*	*	*	*	*	*	*	*	*	*	*	*	*	*	*	*	*	*	*	*	*	*	*	*	*	*	*	*	*	*	*	*
07/04/2020	11:00	*	*	*	*	*	*	*	*	*	*	*	*	*	*	*	*	*	*	*	*	*	*	*	*	*	*	*	*	*	*	*	*	*	*	*	*	*	*	*	*	*	*	*	*	*	*
07/04/2020	12:00	*	*	*	*	*	*	*	*	*	*	*	*	*	*	*	*	*	*	*	*	*	*	*	*	*	*	*	*	*	*	*	*	*	*	*	*	*	*	*	*	*	*	*	*	*	*
07/04/2020	13:00	*	*	*	*	*	*	*	*	*	*	*	*	*	*	*	*	*	*	*	*	*	*	*	*	*	*	*	*	*	*	*	*	*	*	*	*	*	*	*	*	*	*	*	*	*	*
07/04/2020	14:00	*	*	*	*	*	*	*	*	*	*	*	*	*	*	*	*	*	*	*	*	*	*	*	*	*	*	*	*	*	*	*	*	*	*	*	*	*	*	*	*	*	*	*	*	*	*
07/04/2020	15:00	*	*	*	*	*	*	*	*	*	*	*	*	*	*	*	*	*	*	*	*	*	*	*	*	*	*	*	*	*	*	*	*	*	*	*	*	*	*	*	*	*	*	*	*	*	*
07/04/2020	16:00	*	*	*	*	*	*	*	*	*	*	*	*	*	*	*	*	*	*	*	*	*	*	*	*	*	*	*	*	*	*	*	*	*	*	*	*	*	*	*	*	*	*	*	*	*	*
07/04/2020	17:00	*	*	*	*	*	*	*	*	*	*	*	*	*	*	*	*	*	*	*	*	*	*	*	*	*	*	*	*	*	*	*	*	*	*	*	*	*	*	*	*	*	*	*	*	*	*
07/04/2020	18:00	*	*	*	*	*	*	*	*	*	*	*	*	*	*	*	*	*	*	*	*	*	*	*	*	*	*	*	*	*	*	*	*	*	*	*	*	*	*	*	*	*	*	*	*	*	*
07/04/2020	19:00	*	*	*	*	*	*	*	*	*	*	*	*	*	*	*	*	*	*	*	*	*	*	*	*	*	*	*	*	*	*	*	*	*	*	*	*	*	*	*	*	*	*	*	*	*	*
07/04/2020	20:00	*	*	*	*	*	*	*	*	*	*	*	*	*	*	*	*	*	*	*	*	*	*	*	*	*	*	*	*	*	*	*	*	*	*	*	*	*	*	*	*	*	*	*	*	*	*
07/04/2020	21:00	*	*	*	*	*	*	*	*	*	*	*	*	*	*	*	*	*	*	*	*	*	*	*	*	*	*	*	*	*	*	*	*	*	*	*	*	*	*	*	*	*	*	*	*	*	*
07/04/2020	22:00	*	*	*	*	*	*	*	*	*	*	*	*	*	*	*	*	*	*	*	*	*	*	*	*	*	*	*	*	*	*	*	*	*	*	*	*	*	*	*	*	*	*	*	*	*	*
07/04/2020	23:00	*	*	*	*	*	*	*	*	*	*	*	*	*	*	*	*	*	*	*	*	*	*	*	*	*	*	*	*	*	*	*	*	*	*	*	*	*	*	*	*	*	*	*	*	*	*
24 Hr Summary		0	0	0	0	0	0	0	0	0	0	0	0	0	0	0	0	0	0	0	0	0	0	0	0	0	0	0	0	0	0	0	0	0	0	0	0	0	0	0	0	0	*	*	*	*

Incoming Histogram
Alton Rd Facing Alton

from Sun-Mar-15-2020-05-00-AM to Sun-Aug-16-2020-02-59-PM

Date	Starting Hr:min	<5	5 to <10	10 to <15	15 to <20	20 to <25	25 to <30	30 to <35	35 to <40	40 to <45	45 to <50	50 to <55	55 to <60	60 to <65	65 to <70	70 to <75	75 to <80	80 to <85	85 to <90	90 to <95	95 to <100	100 to <105	105 to <110	110 to <115	115 to <120	120 to <125	125 to <130	130 to <135	135 to <140	140 to <145	145 to <150	150 to <155	155 to <160	160 to <165	165 to <170	170 to <175	175 to <180	180 to <185	185 to <190	190 to <195	195 to >200	Total Counts	85pct Speed	10MPH Pace	% in pace	# of Speeders	% Speeders
08/04/2020	00:00	*	*	*	*	*	*	*	*	*	*	*	*	*	*	*	*	*	*	*	*	*	*	*	*	*	*	*	*	*	*	*	*	*	*	*	*	*	*	*	*	*	*	*	*	*	*
08/04/2020	01:00	*	*	*	*	*	*	*	*	*	*	*	*	*	*	*	*	*	*	*	*	*	*	*	*	*	*	*	*	*	*	*	*	*	*	*	*	*	*	*	*	*	*	*	*	*	*
08/04/2020	02:00	*	*	*	*	*	*	*	*	*	*	*	*	*	*	*	*	*	*	*	*	*	*	*	*	*	*	*	*	*	*	*	*	*	*	*	*	*	*	*	*	*	*	*	*	*	*
08/04/2020	03:00	*	*	*	*	*	*	*	*	*	*	*	*	*	*	*	*	*	*	*	*	*	*	*	*	*	*	*	*	*	*	*	*	*	*	*	*	*	*	*	*	*	*	*	*	*	*
08/04/2020	04:00	*	*	*	*	*	*	*	*	*	*	*	*	*	*	*	*	*	*	*	*	*	*	*	*	*	*	*	*	*	*	*	*	*	*	*	*	*	*	*	*	*	*	*	*	*	*
08/04/2020	05:00	*	*	*	*	*	*	*	*	*	*	*	*	*	*	*	*	*	*	*	*	*	*	*	*	*	*	*	*	*	*	*	*	*	*	*	*	*	*	*	*	*	*	*	*	*	*
08/04/2020	06:00	*	*	*	*	*	*	*	*	*	*	*	*	*	*	*	*	*	*	*	*	*	*	*	*	*	*	*	*	*	*	*	*	*	*	*	*	*	*	*	*	*	*	*	*	*	*
08/04/2020	07:00	*	*	*	*	*	*	*	*	*	*	*	*	*	*	*	*	*	*	*	*	*	*	*	*	*	*	*	*	*	*	*	*	*	*	*	*	*	*	*	*	*	*	*	*	*	*
08/04/2020	08:00	*	*	*	*	*	*	*	*	*	*	*	*	*	*	*	*	*	*	*	*	*	*	*	*	*	*	*	*	*	*	*	*	*	*	*	*	*	*	*	*	*	*	*	*	*	*
08/04/2020	09:00	*	*	*	*	*	*	*	*	*	*	*	*	*	*	*	*	*	*	*	*	*	*	*	*	*	*	*	*	*	*	*	*	*	*	*	*	*	*	*	*	*	*	*	*	*	*
08/04/2020	10:00	*	*	*	*	*	*	*	*	*	*	*	*	*	*	*	*	*	*	*	*	*	*	*	*	*	*	*	*	*	*	*	*	*	*	*	*	*	*	*	*	*	*	*	*	*	*
08/04/2020	11:00	*	*	*	*	*	*	*	*	*	*	*	*	*	*	*	*	*	*	*	*	*	*	*	*	*	*	*	*	*	*	*	*	*	*	*	*	*	*	*	*	*	*	*	*	*	*
08/04/2020	12:00	*	*	*	*	*	*	*	*	*	*	*	*	*	*	*	*	*	*	*	*	*	*	*	*	*	*	*	*	*	*	*	*	*	*	*	*	*	*	*	*	*	*	*	*	*	*
08/04/2020	13:00	*	*	*	*	*	*	*	*	*	*	*	*	*	*	*	*	*	*	*	*	*	*	*	*	*	*	*	*	*	*	*	*	*	*	*	*	*	*	*	*	*	*	*	*	*	*
08/04/2020	14:00	*	*	*	*	*	*	*	*	*	*	*	*	*	*	*	*	*	*	*	*	*	*	*	*	*	*	*	*	*	*	*	*	*	*	*	*	*	*	*	*	*	*	*	*	*	*
08/04/2020	15:00	*	*	*	*	*	*	*	*	*	*	*	*	*	*	*	*	*	*	*	*	*	*	*	*	*	*	*	*	*	*	*	*	*	*	*	*	*	*	*	*	*	*	*	*	*	*
08/04/2020	16:00	*	*	*	*	*	*	*	*	*	*	*	*	*	*	*	*	*	*	*	*	*	*	*	*	*	*	*	*	*	*	*	*	*	*	*	*	*	*	*	*	*	*	*	*	*	*
08/04/2020	17:00	*	*	*	*	*	*	*	*	*	*	*	*	*	*	*	*	*	*	*	*	*	*	*	*	*	*	*	*	*	*	*	*	*	*	*	*	*	*	*	*	*	*	*	*	*	*
08/04/2020	18:00	*	*	*	*	*	*	*	*	*	*	*	*	*	*	*	*	*	*	*	*	*	*	*	*	*	*	*	*	*	*	*	*	*	*	*	*	*	*	*	*	*	*	*	*	*	*
08/04/2020	19:00	*	*	*	*	*	*	*	*	*	*	*	*	*	*	*	*	*	*	*	*	*	*	*	*	*	*	*	*	*	*	*	*	*	*	*	*	*	*	*	*	*	*	*	*	*	*
08/04/2020	20:00	*	*	*	*	*	*	*	*	*	*	*	*	*	*	*	*	*	*	*	*	*	*	*	*	*	*	*	*	*	*	*	*	*	*	*	*	*	*	*	*	*	*	*	*	*	*
08/04/2020	21:00	*	*	*	*	*	*	*	*	*	*	*	*	*	*	*	*	*	*	*	*	*	*	*	*	*	*	*	*	*	*	*	*	*	*	*	*	*	*	*	*	*	*	*	*	*	*
08/04/2020	22:00	*	*	*	*	*	*	*	*	*	*	*	*	*	*	*	*	*	*	*	*	*	*	*	*	*	*	*	*	*	*	*	*	*	*	*	*	*	*	*	*	*	*	*	*	*	*
08/04/2020	23:00	*	*	*	*	*	*	*	*	*	*	*	*	*	*	*	*	*	*	*	*	*	*	*	*	*	*	*	*	*	*	*	*	*	*	*	*	*	*	*	*	*	*	*	*	*	*
24 Hr Summary		0	0	0	0	0	0	0	0	0	0	0	0	0	0	0	0	0	0	0	0	0	0	0	0	0	0	0	0	0	0	0	0	0	0	0	0	0	0	0	0	0	*	*	*	*

Incoming Histogram
Alton Rd Facing Alton

from Sun-Mar-15-2020-05-00-AM to Sun-Aug-16-2020-02-59-PM

Date	Starting Hr:min	<5	5 to <10	10 to <15	15 to <20	20 to <25	25 to <30	30 to <35	35 to <40	40 to <45	45 to <50	50 to <55	55 to <60	60 to <65	65 to <70	70 to <75	75 to <80	80 to <85	85 to <90	90 to <95	95 to <100	100 to <105	105 to <110	110 to <115	115 to <120	120 to <125	125 to <130	130 to <135	135 to <140	140 to <145	145 to <150	150 to <155	155 to <160	160 to <165	165 to <170	170 to <175	175 to <180	180 to <185	185 to <190	190 to <195	195 to >200	Total Counts	85pct Speed	10MPH Pace	% in pace	# of Speeders	% Speeders
09/04/2020	00:00	*	*	*	*	*	*	*	*	*	*	*	*	*	*	*	*	*	*	*	*	*	*	*	*	*	*	*	*	*	*	*	*	*	*	*	*	*	*	*	*	*	*	*	*	*	*
09/04/2020	01:00	*	*	*	*	*	*	*	*	*	*	*	*	*	*	*	*	*	*	*	*	*	*	*	*	*	*	*	*	*	*	*	*	*	*	*	*	*	*	*	*	*	*	*	*	*	*
09/04/2020	02:00	*	*	*	*	*	*	*	*	*	*	*	*	*	*	*	*	*	*	*	*	*	*	*	*	*	*	*	*	*	*	*	*	*	*	*	*	*	*	*	*	*	*	*	*	*	*
09/04/2020	03:00	*	*	*	*	*	*	*	*	*	*	*	*	*	*	*	*	*	*	*	*	*	*	*	*	*	*	*	*	*	*	*	*	*	*	*	*	*	*	*	*	*	*	*	*	*	*
09/04/2020	04:00	*	*	*	*	*	*	*	*	*	*	*	*	*	*	*	*	*	*	*	*	*	*	*	*	*	*	*	*	*	*	*	*	*	*	*	*	*	*	*	*	*	*	*	*	*	*
09/04/2020	05:00	*	*	*	*	*	*	*	*	*	*	*	*	*	*	*	*	*	*	*	*	*	*	*	*	*	*	*	*	*	*	*	*	*	*	*	*	*	*	*	*	*	*	*	*	*	*
09/04/2020	06:00	*	*	*	*	*	*	*	*	*	*	*	*	*	*	*	*	*	*	*	*	*	*	*	*	*	*	*	*	*	*	*	*	*	*	*	*	*	*	*	*	*	*	*	*	*	*
09/04/2020	07:00	*	*	*	*	*	*	*	*	*	*	*	*	*	*	*	*	*	*	*	*	*	*	*	*	*	*	*	*	*	*	*	*	*	*	*	*	*	*	*	*	*	*	*	*	*	*
09/04/2020	08:00	*	*	*	*	*	*	*	*	*	*	*	*	*	*	*	*	*	*	*	*	*	*	*	*	*	*	*	*	*	*	*	*	*	*	*	*	*	*	*	*	*	*	*	*	*	*
09/04/2020	09:00	*	*	*	*	*	*	*	*	*	*	*	*	*	*	*	*	*	*	*	*	*	*	*	*	*	*	*	*	*	*	*	*	*	*	*	*	*	*	*	*	*	*	*	*	*	*
09/04/2020	10:00	*	*	*	*	*	*	*	*	*	*	*	*	*	*	*	*	*	*	*	*	*	*	*	*	*	*	*	*	*	*	*	*	*	*	*	*	*	*	*	*	*	*	*	*	*	*
09/04/2020	11:00	*	*	*	*	*	*	*	*	*	*	*	*	*	*	*	*	*	*	*	*	*	*	*	*	*	*	*	*	*	*	*	*	*	*	*	*	*	*	*	*	*	*	*	*	*	*
09/04/2020	12:00	*	*	*	*	*	*	*	*	*	*	*	*	*	*	*	*	*	*	*	*	*	*	*	*	*	*	*	*	*	*	*	*	*	*	*	*	*	*	*	*	*	*	*	*	*	*
09/04/2020	13:00	*	*	*	*	*	*	*	*	*	*	*	*	*	*	*	*	*	*	*	*	*	*	*	*	*	*	*	*	*	*	*	*	*	*	*	*	*	*	*	*	*	*	*	*	*	*
09/04/2020	14:00	*	*	*	*	*	*	*	*	*	*	*	*	*	*	*	*	*	*	*	*	*	*	*	*	*	*	*	*	*	*	*	*	*	*	*	*	*	*	*	*	*	*	*	*	*	*
09/04/2020	15:00	*	*	*	*	*	*	*	*	*	*	*	*	*	*	*	*	*	*	*	*	*	*	*	*	*	*	*	*	*	*	*	*	*	*	*	*	*	*	*	*	*	*	*	*	*	*
09/04/2020	16:00	*	*	*	*	*	*	*	*	*	*	*	*	*	*	*	*	*	*	*	*	*	*	*	*	*	*	*	*	*	*	*	*	*	*	*	*	*	*	*	*	*	*	*	*	*	*
09/04/2020	17:00	*	*	*	*	*	*	*	*	*	*	*	*	*	*	*	*	*	*	*	*	*	*	*	*	*	*	*	*	*	*	*	*	*	*	*	*	*	*	*	*	*	*	*	*	*	*
09/04/2020	18:00	*	*	*	*	*	*	*	*	*	*	*	*	*	*	*	*	*	*	*	*	*	*	*	*	*	*	*	*	*	*	*	*	*	*	*	*	*	*	*	*	*	*	*	*	*	*
09/04/2020	19:00	*	*	*	*	*	*	*	*	*	*	*	*	*	*	*	*	*	*	*	*	*	*	*	*	*	*	*	*	*	*	*	*	*	*	*	*	*	*	*	*	*	*	*	*	*	*
09/04/2020	20:00	*	*	*	*	*	*	*	*	*	*	*	*	*	*	*	*	*	*	*	*	*	*	*	*	*	*	*	*	*	*	*	*	*	*	*	*	*	*	*	*	*	*	*	*	*	*
09/04/2020	21:00	*	*	*	*	*	*	*	*	*	*	*	*	*	*	*	*	*	*	*	*	*	*	*	*	*	*	*	*	*	*	*	*	*	*	*	*	*	*	*	*	*	*	*	*	*	*
09/04/2020	22:00	*	*	*	*	*	*	*	*	*	*	*	*	*	*	*	*	*	*	*	*	*	*	*	*	*	*	*	*	*	*	*	*	*	*	*	*	*	*	*	*	*	*	*	*	*	*
09/04/2020	23:00	*	*	*	*	*	*	*	*	*	*	*	*	*	*	*	*	*	*	*	*	*	*	*	*	*	*	*	*	*	*	*	*	*	*	*	*	*	*	*	*	*	*	*	*	*	*
24 Hr Summary		0	0	0	0	0	0	0	0	0	0	0	0	0	0	0	0	0	0	0	0	0	0	0	0	0	0	0	0	0	0	0	0	0	0	0	0	0	0	0	0	0	*	*	*	*

Incoming Histogram
Alton Rd Facing Alton

from Sun-Mar-15-2020-05-00-AM to Sun-Aug-16-2020-02-59-PM

Date	Starting Hr:min	<5	5 to <10	10 to <15	15 to <20	20 to <25	25 to <30	30 to <35	35 to <40	40 to <45	45 to <50	50 to <55	55 to <60	60 to <65	65 to <70	70 to <75	75 to <80	80 to <85	85 to <90	90 to <95	95 to <100	100 to <105	105 to <110	110 to <115	115 to <120	120 to <125	125 to <130	130 to <135	135 to <140	140 to <145	145 to <150	150 to <155	155 to <160	160 to <165	165 to <170	170 to <175	175 to <180	180 to <185	185 to <190	190 to <195	195 to >200	Total Counts	85pct Speed	10MPH Pace	% in pace	# of Speeders	% Speeders
10/04/2020	00:00	*	*	*	*	*	*	*	*	*	*	*	*	*	*	*	*	*	*	*	*	*	*	*	*	*	*	*	*	*	*	*	*	*	*	*	*	*	*	*	*	*	*	*	*	*	*
10/04/2020	01:00	*	*	*	*	*	*	*	*	*	*	*	*	*	*	*	*	*	*	*	*	*	*	*	*	*	*	*	*	*	*	*	*	*	*	*	*	*	*	*	*	*	*	*	*	*	*
10/04/2020	02:00	*	*	*	*	*	*	*	*	*	*	*	*	*	*	*	*	*	*	*	*	*	*	*	*	*	*	*	*	*	*	*	*	*	*	*	*	*	*	*	*	*	*	*	*	*	*
10/04/2020	03:00	*	*	*	*	*	*	*	*	*	*	*	*	*	*	*	*	*	*	*	*	*	*	*	*	*	*	*	*	*	*	*	*	*	*	*	*	*	*	*	*	*	*	*	*	*	*
10/04/2020	04:00	*	*	*	*	*	*	*	*	*	*	*	*	*	*	*	*	*	*	*	*	*	*	*	*	*	*	*	*	*	*	*	*	*	*	*	*	*	*	*	*	*	*	*	*	*	*
10/04/2020	05:00	*	*	*	*	*	*	*	*	*	*	*	*	*	*	*	*	*	*	*	*	*	*	*	*	*	*	*	*	*	*	*	*	*	*	*	*	*	*	*	*	*	*	*	*	*	*
10/04/2020	06:00	*	*	*	*	*	*	*	*	*	*	*	*	*	*	*	*	*	*	*	*	*	*	*	*	*	*	*	*	*	*	*	*	*	*	*	*	*	*	*	*	*	*	*	*	*	*
10/04/2020	07:00	*	*	*	*	*	*	*	*	*	*	*	*	*	*	*	*	*	*	*	*	*	*	*	*	*	*	*	*	*	*	*	*	*	*	*	*	*	*	*	*	*	*	*	*	*	*
10/04/2020	08:00	*	*	*	*	*	*	*	*	*	*	*	*	*	*	*	*	*	*	*	*	*	*	*	*	*	*	*	*	*	*	*	*	*	*	*	*	*	*	*	*	*	*	*	*	*	*
10/04/2020	09:00	*	*	*	*	*	*	*	*	*	*	*	*	*	*	*	*	*	*	*	*	*	*	*	*	*	*	*	*	*	*	*	*	*	*	*	*	*	*	*	*	*	*	*	*	*	*
10/04/2020	10:00	*	*	*	*	*	*	*	*	*	*	*	*	*	*	*	*	*	*	*	*	*	*	*	*	*	*	*	*	*	*	*	*	*	*	*	*	*	*	*	*	*	*	*	*	*	*
10/04/2020	11:00	*	*	*	*	*	*	*	*	*	*	*	*	*	*	*	*	*	*	*	*	*	*	*	*	*	*	*	*	*	*	*	*	*	*	*	*	*	*	*	*	*	*	*	*	*	*
10/04/2020	12:00	*	*	*	*	*	*	*	*	*	*	*	*	*	*	*	*	*	*	*	*	*	*	*	*	*	*	*	*	*	*	*	*	*	*	*	*	*	*	*	*	*	*	*	*	*	*
10/04/2020	13:00	*	*	*	*	*	*	*	*	*	*	*	*	*	*	*	*	*	*	*	*	*	*	*	*	*	*	*	*	*	*	*	*	*	*	*	*	*	*	*	*	*	*	*	*	*	*
10/04/2020	14:00	*	*	*	*	*	*	*	*	*	*	*	*	*	*	*	*	*	*	*	*	*	*	*	*	*	*	*	*	*	*	*	*	*	*	*	*	*	*	*	*	*	*	*	*	*	*
10/04/2020	15:00	*	*	*	*	*	*	*	*	*	*	*	*	*	*	*	*	*	*	*	*	*	*	*	*	*	*	*	*	*	*	*	*	*	*	*	*	*	*	*	*	*	*	*	*	*	*
10/04/2020	16:00	*	*	*	*	*	*	*	*	*	*	*	*	*	*	*	*	*	*	*	*	*	*	*	*	*	*	*	*	*	*	*	*	*	*	*	*	*	*	*	*	*	*	*	*	*	*
10/04/2020	17:00	*	*	*	*	*	*	*	*	*	*	*	*	*	*	*	*	*	*	*	*	*	*	*	*	*	*	*	*	*	*	*	*	*	*	*	*	*	*	*	*	*	*	*	*	*	*
10/04/2020	18:00	*	*	*	*	*	*	*	*	*	*	*	*	*	*	*	*	*	*	*	*	*	*	*	*	*	*	*	*	*	*	*	*	*	*	*	*	*	*	*	*	*	*	*	*	*	*
10/04/2020	19:00	*	*	*	*	*	*	*	*	*	*	*	*	*	*	*	*	*	*	*	*	*	*	*	*	*	*	*	*	*	*	*	*	*	*	*	*	*	*	*	*	*	*	*	*	*	*
10/04/2020	20:00	*	*	*	*	*	*	*	*	*	*	*	*	*	*	*	*	*	*	*	*	*	*	*	*	*	*	*	*	*	*	*	*	*	*	*	*	*	*	*	*	*	*	*	*	*	*
10/04/2020	21:00	*	*	*	*	*	*	*	*	*	*	*	*	*	*	*	*	*	*	*	*	*	*	*	*	*	*	*	*	*	*	*	*	*	*	*	*	*	*	*	*	*	*	*	*	*	*
10/04/2020	22:00	*	*	*	*	*	*	*	*	*	*	*	*	*	*	*	*	*	*	*	*	*	*	*	*	*	*	*	*	*	*	*	*	*	*	*	*	*	*	*	*	*	*	*	*	*	*
10/04/2020	23:00	*	*	*	*	*	*	*	*	*	*	*	*	*	*	*	*	*	*	*	*	*	*	*	*	*	*	*	*	*	*	*	*	*	*	*	*	*	*	*	*	*	*	*	*	*	*
24 Hr Summary		0	0	0	0	0	0	0	0	0	0	0	0	0	0	0	0	0	0	0	0	0	0	0	0	0	0	0	0	0	0	0	0	0	0	0	0	0	0	0	0	0	*	*	*	*

Incoming Histogram
Alton Rd Facing Alton

from Sun-Mar-15-2020-05-00-AM to Sun-Aug-16-2020-02-59-PM

Date	Starting Hr:min	<5	5 to <10	10 to <15	15 to <20	20 to <25	25 to <30	30 to <35	35 to <40	40 to <45	45 to <50	50 to <55	55 to <60	60 to <65	65 to <70	70 to <75	75 to <80	80 to <85	85 to <90	90 to <95	95 to <100	100 to <105	105 to <110	110 to <115	115 to <120	120 to <125	125 to <130	130 to <135	135 to <140	140 to <145	145 to <150	150 to <155	155 to <160	160 to <165	165 to <170	170 to <175	175 to <180	180 to <185	185 to <190	190 to <195	195 to >200	Total Counts	85pct Speed	10MPH Pace	% in pace	# of Speeders	% Speeders
11/04/2020	00:00	*	*	*	*	*	*	*	*	*	*	*	*	*	*	*	*	*	*	*	*	*	*	*	*	*	*	*	*	*	*	*	*	*	*	*	*	*	*	*	*	*	*	*	*	*	*
11/04/2020	01:00	*	*	*	*	*	*	*	*	*	*	*	*	*	*	*	*	*	*	*	*	*	*	*	*	*	*	*	*	*	*	*	*	*	*	*	*	*	*	*	*	*	*	*	*	*	*
11/04/2020	02:00	*	*	*	*	*	*	*	*	*	*	*	*	*	*	*	*	*	*	*	*	*	*	*	*	*	*	*	*	*	*	*	*	*	*	*	*	*	*	*	*	*	*	*	*	*	*
11/04/2020	03:00	*	*	*	*	*	*	*	*	*	*	*	*	*	*	*	*	*	*	*	*	*	*	*	*	*	*	*	*	*	*	*	*	*	*	*	*	*	*	*	*	*	*	*	*	*	*
11/04/2020	04:00	*	*	*	*	*	*	*	*	*	*	*	*	*	*	*	*	*	*	*	*	*	*	*	*	*	*	*	*	*	*	*	*	*	*	*	*	*	*	*	*	*	*	*	*	*	*
11/04/2020	05:00	*	*	*	*	*	*	*	*	*	*	*	*	*	*	*	*	*	*	*	*	*	*	*	*	*	*	*	*	*	*	*	*	*	*	*	*	*	*	*	*	*	*	*	*	*	*
11/04/2020	06:00	*	*	*	*	*	*	*	*	*	*	*	*	*	*	*	*	*	*	*	*	*	*	*	*	*	*	*	*	*	*	*	*	*	*	*	*	*	*	*	*	*	*	*	*	*	*
11/04/2020	07:00	*	*	*	*	*	*	*	*	*	*	*	*	*	*	*	*	*	*	*	*	*	*	*	*	*	*	*	*	*	*	*	*	*	*	*	*	*	*	*	*	*	*	*	*	*	*
11/04/2020	08:00	*	*	*	*	*	*	*	*	*	*	*	*	*	*	*	*	*	*	*	*	*	*	*	*	*	*	*	*	*	*	*	*	*	*	*	*	*	*	*	*	*	*	*	*	*	*
11/04/2020	09:00	*	*	*	*	*	*	*	*	*	*	*	*	*	*	*	*	*	*	*	*	*	*	*	*	*	*	*	*	*	*	*	*	*	*	*	*	*	*	*	*	*	*	*	*	*	*
11/04/2020	10:00	*	*	*	*	*	*	*	*	*	*	*	*	*	*	*	*	*	*	*	*	*	*	*	*	*	*	*	*	*	*	*	*	*	*	*	*	*	*	*	*	*	*	*	*	*	*
11/04/2020	11:00	*	*	*	*	*	*	*	*	*	*	*	*	*	*	*	*	*	*	*	*	*	*	*	*	*	*	*	*	*	*	*	*	*	*	*	*	*	*	*	*	*	*	*	*	*	*
11/04/2020	12:00	*	*	*	*	*	*	*	*	*	*	*	*	*	*	*	*	*	*	*	*	*	*	*	*	*	*	*	*	*	*	*	*	*	*	*	*	*	*	*	*	*	*	*	*	*	*
11/04/2020	13:00	*	*	*	*	*	*	*	*	*	*	*	*	*	*	*	*	*	*	*	*	*	*	*	*	*	*	*	*	*	*	*	*	*	*	*	*	*	*	*	*	*	*	*	*	*	*
11/04/2020	14:00	*	*	*	*	*	*	*	*	*	*	*	*	*	*	*	*	*	*	*	*	*	*	*	*	*	*	*	*	*	*	*	*	*	*	*	*	*	*	*	*	*	*	*	*	*	*
11/04/2020	15:00	*	*	*	*	*	*	*	*	*	*	*	*	*	*	*	*	*	*	*	*	*	*	*	*	*	*	*	*	*	*	*	*	*	*	*	*	*	*	*	*	*	*	*	*	*	*
11/04/2020	16:00	*	*	*	*	*	*	*	*	*	*	*	*	*	*	*	*	*	*	*	*	*	*	*	*	*	*	*	*	*	*	*	*	*	*	*	*	*	*	*	*	*	*	*	*	*	*
11/04/2020	17:00	*	*	*	*	*	*	*	*	*	*	*	*	*	*	*	*	*	*	*	*	*	*	*	*	*	*	*	*	*	*	*	*	*	*	*	*	*	*	*	*	*	*	*	*	*	*
11/04/2020	18:00	*	*	*	*	*	*	*	*	*	*	*	*	*	*	*	*	*	*	*	*	*	*	*	*	*	*	*	*	*	*	*	*	*	*	*	*	*	*	*	*	*	*	*	*	*	*
11/04/2020	19:00	*	*	*	*	*	*	*	*	*	*	*	*	*	*	*	*	*	*	*	*	*	*	*	*	*	*	*	*	*	*	*	*	*	*	*	*	*	*	*	*	*	*	*	*	*	*
11/04/2020	20:00	*	*	*	*	*	*	*	*	*	*	*	*	*	*	*	*	*	*	*	*	*	*	*	*	*	*	*	*	*	*	*	*	*	*	*	*	*	*	*	*	*	*	*	*	*	*
11/04/2020	21:00	*	*	*	*	*	*	*	*	*	*	*	*	*	*	*	*	*	*	*	*	*	*	*	*	*	*	*	*	*	*	*	*	*	*	*	*	*	*	*	*	*	*	*	*	*	*
11/04/2020	22:00	*	*	*	*	*	*	*	*	*	*	*	*	*	*	*	*	*	*	*	*	*	*	*	*	*	*	*	*	*	*	*	*	*	*	*	*	*	*	*	*	*	*	*	*	*	*
11/04/2020	23:00	*	*	*	*	*	*	*	*	*	*	*	*	*	*	*	*	*	*	*	*	*	*	*	*	*	*	*	*	*	*	*	*	*	*	*	*	*	*	*	*	*	*	*	*	*	*
24 Hr Summary		0	0	0	0	0	0	0	0	0	0	0	0	0	0	0	0	0	0	0	0	0	0	0	0	0	0	0	0	0	0	0	0	0	0	0	0	0	0	0	0	0	*	*	*	*

Incoming Histogram
Alton Rd Facing Alton

from Sun-Mar-15-2020-05-00-AM to Sun-Aug-16-2020-02-59-PM

Date	Starting Hr:min	<5	5 to <10	10 to <15	15 to <20	20 to <25	25 to <30	30 to <35	35 to <40	40 to <45	45 to <50	50 to <55	55 to <60	60 to <65	65 to <70	70 to <75	75 to <80	80 to <85	85 to <90	90 to <95	95 to <100	100 to <105	105 to <110	110 to <115	115 to <120	120 to <125	125 to <130	130 to <135	135 to <140	140 to <145	145 to <150	150 to <155	155 to <160	160 to <165	165 to <170	170 to <175	175 to <180	180 to <185	185 to <190	190 to <195	195 to >200	Total Counts	85pct Speed	10MPH Pace	% in pace	# of Speeders	% Speeders
12/04/2020	00:00	*	*	*	*	*	*	*	*	*	*	*	*	*	*	*	*	*	*	*	*	*	*	*	*	*	*	*	*	*	*	*	*	*	*	*	*	*	*	*	*	*	*	*	*	*	*
12/04/2020	01:00	*	*	*	*	*	*	*	*	*	*	*	*	*	*	*	*	*	*	*	*	*	*	*	*	*	*	*	*	*	*	*	*	*	*	*	*	*	*	*	*	*	*	*	*	*	*
12/04/2020	02:00	*	*	*	*	*	*	*	*	*	*	*	*	*	*	*	*	*	*	*	*	*	*	*	*	*	*	*	*	*	*	*	*	*	*	*	*	*	*	*	*	*	*	*	*	*	*
12/04/2020	03:00	*	*	*	*	*	*	*	*	*	*	*	*	*	*	*	*	*	*	*	*	*	*	*	*	*	*	*	*	*	*	*	*	*	*	*	*	*	*	*	*	*	*	*	*	*	*
12/04/2020	04:00	*	*	*	*	*	*	*	*	*	*	*	*	*	*	*	*	*	*	*	*	*	*	*	*	*	*	*	*	*	*	*	*	*	*	*	*	*	*	*	*	*	*	*	*	*	*
12/04/2020	05:00	*	*	*	*	*	*	*	*	*	*	*	*	*	*	*	*	*	*	*	*	*	*	*	*	*	*	*	*	*	*	*	*	*	*	*	*	*	*	*	*	*	*	*	*	*	*
12/04/2020	06:00	*	*	*	*	*	*	*	*	*	*	*	*	*	*	*	*	*	*	*	*	*	*	*	*	*	*	*	*	*	*	*	*	*	*	*	*	*	*	*	*	*	*	*	*	*	*
12/04/2020	07:00	*	*	*	*	*	*	*	*	*	*	*	*	*	*	*	*	*	*	*	*	*	*	*	*	*	*	*	*	*	*	*	*	*	*	*	*	*	*	*	*	*	*	*	*	*	*
12/04/2020	08:00	*	*	*	*	*	*	*	*	*	*	*	*	*	*	*	*	*	*	*	*	*	*	*	*	*	*	*	*	*	*	*	*	*	*	*	*	*	*	*	*	*	*	*	*	*	*
12/04/2020	09:00	*	*	*	*	*	*	*	*	*	*	*	*	*	*	*	*	*	*	*	*	*	*	*	*	*	*	*	*	*	*	*	*	*	*	*	*	*	*	*	*	*	*	*	*	*	*
12/04/2020	10:00	*	*	*	*	*	*	*	*	*	*	*	*	*	*	*	*	*	*	*	*	*	*	*	*	*	*	*	*	*	*	*	*	*	*	*	*	*	*	*	*	*	*	*	*	*	*
12/04/2020	11:00	*	*	*	*	*	*	*	*	*	*	*	*	*	*	*	*	*	*	*	*	*	*	*	*	*	*	*	*	*	*	*	*	*	*	*	*	*	*	*	*	*	*	*	*	*	*
12/04/2020	12:00	*	*	*	*	*	*	*	*	*	*	*	*	*	*	*	*	*	*	*	*	*	*	*	*	*	*	*	*	*	*	*	*	*	*	*	*	*	*	*	*	*	*	*	*	*	*
12/04/2020	13:00	*	*	*	*	*	*	*	*	*	*	*	*	*	*	*	*	*	*	*	*	*	*	*	*	*	*	*	*	*	*	*	*	*	*	*	*	*	*	*	*	*	*	*	*	*	*
12/04/2020	14:00	*	*	*	*	*	*	*	*	*	*	*	*	*	*	*	*	*	*	*	*	*	*	*	*	*	*	*	*	*	*	*	*	*	*	*	*	*	*	*	*	*	*	*	*	*	*
12/04/2020	15:00	*	*	*	*	*	*	*	*	*	*	*	*	*	*	*	*	*	*	*	*	*	*	*	*	*	*	*	*	*	*	*	*	*	*	*	*	*	*	*	*	*	*	*	*	*	*
12/04/2020	16:00	*	*	*	*	*	*	*	*	*	*	*	*	*	*	*	*	*	*	*	*	*	*	*	*	*	*	*	*	*	*	*	*	*	*	*	*	*	*	*	*	*	*	*	*	*	*
12/04/2020	17:00	*	*	*	*	*	*	*	*	*	*	*	*	*	*	*	*	*	*	*	*	*	*	*	*	*	*	*	*	*	*	*	*	*	*	*	*	*	*	*	*	*	*	*	*	*	*
12/04/2020	18:00	*	*	*	*	*	*	*	*	*	*	*	*	*	*	*	*	*	*	*	*	*	*	*	*	*	*	*	*	*	*	*	*	*	*	*	*	*	*	*	*	*	*	*	*	*	*
12/04/2020	19:00	*	*	*	*	*	*	*	*	*	*	*	*	*	*	*	*	*	*	*	*	*	*	*	*	*	*	*	*	*	*	*	*	*	*	*	*	*	*	*	*	*	*	*	*	*	*
12/04/2020	20:00	*	*	*	*	*	*	*	*	*	*	*	*	*	*	*	*	*	*	*	*	*	*	*	*	*	*	*	*	*	*	*	*	*	*	*	*	*	*	*	*	*	*	*	*	*	*
12/04/2020	21:00	*	*	*	*	*	*	*	*	*	*	*	*	*	*	*	*	*	*	*	*	*	*	*	*	*	*	*	*	*	*	*	*	*	*	*	*	*	*	*	*	*	*	*	*	*	*
12/04/2020	22:00	*	*	*	*	*	*	*	*	*	*	*	*	*	*	*	*	*	*	*	*	*	*	*	*	*	*	*	*	*	*	*	*	*	*	*	*	*	*	*	*	*	*	*	*	*	*
12/04/2020	23:00	*	*	*	*	*	*	*	*	*	*	*	*	*	*	*	*	*	*	*	*	*	*	*	*	*	*	*	*	*	*	*	*	*	*	*	*	*	*	*	*	*	*	*	*	*	*
24 Hr Summary		0	0	0	0	0	0	0	0	0	0	0	0	0	0	0	0	0	0	0	0	0	0	0	0	0	0	0	0	0	0	0	0	0	0	0	0	0	0	0	0	0	*	*	*	*

Incoming Histogram
Alton Rd Facing Alton

from Sun-Mar-15-2020-05-00-AM to Sun-Aug-16-2020-02-59-PM

Date	Starting Hr:min	<5	5 to <10	10 to <15	15 to <20	20 to <25	25 to <30	30 to <35	35 to <40	40 to <45	45 to <50	50 to <55	55 to <60	60 to <65	65 to <70	70 to <75	75 to <80	80 to <85	85 to <90	90 to <95	95 to <100	100 to <105	105 to <110	110 to <115	115 to <120	120 to <125	125 to <130	130 to <135	135 to <140	140 to <145	145 to <150	150 to <155	155 to <160	160 to <165	165 to <170	170 to <175	175 to <180	180 to <185	185 to <190	190 to <195	195 to >200	Total Counts	85pct Speed	10MPH Pace	% in pace	# of Speeders	% Speeders
13/04/2020	00:00	*	*	*	*	*	*	*	*	*	*	*	*	*	*	*	*	*	*	*	*	*	*	*	*	*	*	*	*	*	*	*	*	*	*	*	*	*	*	*	*	*	*	*	*	*	*
13/04/2020	01:00	*	*	*	*	*	*	*	*	*	*	*	*	*	*	*	*	*	*	*	*	*	*	*	*	*	*	*	*	*	*	*	*	*	*	*	*	*	*	*	*	*	*	*	*	*	*
13/04/2020	02:00	*	*	*	*	*	*	*	*	*	*	*	*	*	*	*	*	*	*	*	*	*	*	*	*	*	*	*	*	*	*	*	*	*	*	*	*	*	*	*	*	*	*	*	*	*	*
13/04/2020	03:00	*	*	*	*	*	*	*	*	*	*	*	*	*	*	*	*	*	*	*	*	*	*	*	*	*	*	*	*	*	*	*	*	*	*	*	*	*	*	*	*	*	*	*	*	*	*
13/04/2020	04:00	*	*	*	*	*	*	*	*	*	*	*	*	*	*	*	*	*	*	*	*	*	*	*	*	*	*	*	*	*	*	*	*	*	*	*	*	*	*	*	*	*	*	*	*	*	*
13/04/2020	05:00	*	*	*	*	*	*	*	*	*	*	*	*	*	*	*	*	*	*	*	*	*	*	*	*	*	*	*	*	*	*	*	*	*	*	*	*	*	*	*	*	*	*	*	*	*	*
13/04/2020	06:00	*	*	*	*	*	*	*	*	*	*	*	*	*	*	*	*	*	*	*	*	*	*	*	*	*	*	*	*	*	*	*	*	*	*	*	*	*	*	*	*	*	*	*	*	*	*
13/04/2020	07:00	*	*	*	*	*	*	*	*	*	*	*	*	*	*	*	*	*	*	*	*	*	*	*	*	*	*	*	*	*	*	*	*	*	*	*	*	*	*	*	*	*	*	*	*	*	*
13/04/2020	08:00	*	*	*	*	*	*	*	*	*	*	*	*	*	*	*	*	*	*	*	*	*	*	*	*	*	*	*	*	*	*	*	*	*	*	*	*	*	*	*	*	*	*	*	*	*	*
13/04/2020	09:00	*	*	*	*	*	*	*	*	*	*	*	*	*	*	*	*	*	*	*	*	*	*	*	*	*	*	*	*	*	*	*	*	*	*	*	*	*	*	*	*	*	*	*	*	*	*
13/04/2020	10:00	*	*	*	*	*	*	*	*	*	*	*	*	*	*	*	*	*	*	*	*	*	*	*	*	*	*	*	*	*	*	*	*	*	*	*	*	*	*	*	*	*	*	*	*	*	*
13/04/2020	11:00	*	*	*	*	*	*	*	*	*	*	*	*	*	*	*	*	*	*	*	*	*	*	*	*	*	*	*	*	*	*	*	*	*	*	*	*	*	*	*	*	*	*	*	*	*	*
13/04/2020	12:00	*	*	*	*	*	*	*	*	*	*	*	*	*	*	*	*	*	*	*	*	*	*	*	*	*	*	*	*	*	*	*	*	*	*	*	*	*	*	*	*	*	*	*	*	*	*
13/04/2020	13:00	*	*	*	*	*	*	*	*	*	*	*	*	*	*	*	*	*	*	*	*	*	*	*	*	*	*	*	*	*	*	*	*	*	*	*	*	*	*	*	*	*	*	*	*	*	*
13/04/2020	14:00	*	*	*	*	*	*	*	*	*	*	*	*	*	*	*	*	*	*	*	*	*	*	*	*	*	*	*	*	*	*	*	*	*	*	*	*	*	*	*	*	*	*	*	*	*	*
13/04/2020	15:00	*	*	*	*	*	*	*	*	*	*	*	*	*	*	*	*	*	*	*	*	*	*	*	*	*	*	*	*	*	*	*	*	*	*	*	*	*	*	*	*	*	*	*	*	*	*
13/04/2020	16:00	*	*	*	*	*	*	*	*	*	*	*	*	*	*	*	*	*	*	*	*	*	*	*	*	*	*	*	*	*	*	*	*	*	*	*	*	*	*	*	*	*	*	*	*	*	*
13/04/2020	17:00	*	*	*	*	*	*	*	*	*	*	*	*	*	*	*	*	*	*	*	*	*	*	*	*	*	*	*	*	*	*	*	*	*	*	*	*	*	*	*	*	*	*	*	*	*	*
13/04/2020	18:00	*	*	*	*	*	*	*	*	*	*	*	*	*	*	*	*	*	*	*	*	*	*	*	*	*	*	*	*	*	*	*	*	*	*	*	*	*	*	*	*	*	*	*	*	*	*
13/04/2020	19:00	*	*	*	*	*	*	*	*	*	*	*	*	*	*	*	*	*	*	*	*	*	*	*	*	*	*	*	*	*	*	*	*	*	*	*	*	*	*	*	*	*	*	*	*	*	*
13/04/2020	20:00	*	*	*	*	*	*	*	*	*	*	*	*	*	*	*	*	*	*	*	*	*	*	*	*	*	*	*	*	*	*	*	*	*	*	*	*	*	*	*	*	*	*	*	*	*	*
13/04/2020	21:00	*	*	*	*	*	*	*	*	*	*	*	*	*	*	*	*	*	*	*	*	*	*	*	*	*	*	*	*	*	*	*	*	*	*	*	*	*	*	*	*	*	*	*	*	*	*
13/04/2020	22:00	*	*	*	*	*	*	*	*	*	*	*	*	*	*	*	*	*	*	*	*	*	*	*	*	*	*	*	*	*	*	*	*	*	*	*	*	*	*	*	*	*	*	*	*	*	*
13/04/2020	23:00	*	*	*	*	*	*	*	*	*	*	*	*	*	*	*	*	*	*	*	*	*	*	*	*	*	*	*	*	*	*	*	*	*	*	*	*	*	*	*	*	*	*	*	*	*	*
24 Hr Summary		0	0	0	0	0	0	0	0	0	0	0	0	0	0	0	0	0	0	0	0	0	0	0	0	0	0	0	0	0	0	0	0	0	0	0	0	0	0	0	0	0	*	*	*	*

Incoming Histogram
Alton Rd Facing Alton

from Sun-Mar-15-2020-05-00-AM to Sun-Aug-16-2020-02-59-PM

Date	Starting Hr:min	<5	5 to <10	10 to <15	15 to <20	20 to <25	25 to <30	30 to <35	35 to <40	40 to <45	45 to <50	50 to <55	55 to <60	60 to <65	65 to <70	70 to <75	75 to <80	80 to <85	85 to <90	90 to <95	95 to <100	100 to <105	105 to <110	110 to <115	115 to <120	120 to <125	125 to <130	130 to <135	135 to <140	140 to <145	145 to <150	150 to <155	155 to <160	160 to <165	165 to <170	170 to <175	175 to <180	180 to <185	185 to <190	190 to <195	195 to >200	Total Counts	85pct Speed	10MPH Pace	% in pace	# of Speeders	% Speeders
14/04/2020	00:00	*	*	*	*	*	*	*	*	*	*	*	*	*	*	*	*	*	*	*	*	*	*	*	*	*	*	*	*	*	*	*	*	*	*	*	*	*	*	*	*	*	*	*	*	*	*
14/04/2020	01:00	*	*	*	*	*	*	*	*	*	*	*	*	*	*	*	*	*	*	*	*	*	*	*	*	*	*	*	*	*	*	*	*	*	*	*	*	*	*	*	*	*	*	*	*	*	*
14/04/2020	02:00	*	*	*	*	*	*	*	*	*	*	*	*	*	*	*	*	*	*	*	*	*	*	*	*	*	*	*	*	*	*	*	*	*	*	*	*	*	*	*	*	*	*	*	*	*	*
14/04/2020	03:00	*	*	*	*	*	*	*	*	*	*	*	*	*	*	*	*	*	*	*	*	*	*	*	*	*	*	*	*	*	*	*	*	*	*	*	*	*	*	*	*	*	*	*	*	*	*
14/04/2020	04:00	*	*	*	*	*	*	*	*	*	*	*	*	*	*	*	*	*	*	*	*	*	*	*	*	*	*	*	*	*	*	*	*	*	*	*	*	*	*	*	*	*	*	*	*	*	*
14/04/2020	05:00	*	*	*	*	*	*	*	*	*	*	*	*	*	*	*	*	*	*	*	*	*	*	*	*	*	*	*	*	*	*	*	*	*	*	*	*	*	*	*	*	*	*	*	*	*	*
14/04/2020	06:00	*	*	*	*	*	*	*	*	*	*	*	*	*	*	*	*	*	*	*	*	*	*	*	*	*	*	*	*	*	*	*	*	*	*	*	*	*	*	*	*	*	*	*	*	*	*
14/04/2020	07:00	*	*	*	*	*	*	*	*	*	*	*	*	*	*	*	*	*	*	*	*	*	*	*	*	*	*	*	*	*	*	*	*	*	*	*	*	*	*	*	*	*	*	*	*	*	*
14/04/2020	08:00	*	*	*	*	*	*	*	*	*	*	*	*	*	*	*	*	*	*	*	*	*	*	*	*	*	*	*	*	*	*	*	*	*	*	*	*	*	*	*	*	*	*	*	*	*	*
14/04/2020	09:00	*	*	*	*	*	*	*	*	*	*	*	*	*	*	*	*	*	*	*	*	*	*	*	*	*	*	*	*	*	*	*	*	*	*	*	*	*	*	*	*	*	*	*	*	*	*
14/04/2020	10:00	*	*	*	*	*	*	*	*	*	*	*	*	*	*	*	*	*	*	*	*	*	*	*	*	*	*	*	*	*	*	*	*	*	*	*	*	*	*	*	*	*	*	*	*	*	*
14/04/2020	11:00	*	*	*	*	*	*	*	*	*	*	*	*	*	*	*	*	*	*	*	*	*	*	*	*	*	*	*	*	*	*	*	*	*	*	*	*	*	*	*	*	*	*	*	*	*	*
14/04/2020	12:00	*	*	*	*	*	*	*	*	*	*	*	*	*	*	*	*	*	*	*	*	*	*	*	*	*	*	*	*	*	*	*	*	*	*	*	*	*	*	*	*	*	*	*	*	*	*
14/04/2020	13:00	*	*	*	*	*	*	*	*	*	*	*	*	*	*	*	*	*	*	*	*	*	*	*	*	*	*	*	*	*	*	*	*	*	*	*	*	*	*	*	*	*	*	*	*	*	*
14/04/2020	14:00	*	*	*	*	*	*	*	*	*	*	*	*	*	*	*	*	*	*	*	*	*	*	*	*	*	*	*	*	*	*	*	*	*	*	*	*	*	*	*	*	*	*	*	*	*	*
14/04/2020	15:00	*	*	*	*	*	*	*	*	*	*	*	*	*	*	*	*	*	*	*	*	*	*	*	*	*	*	*	*	*	*	*	*	*	*	*	*	*	*	*	*	*	*	*	*	*	*
14/04/2020	16:00	*	*	*	*	*	*	*	*	*	*	*	*	*	*	*	*	*	*	*	*	*	*	*	*	*	*	*	*	*	*	*	*	*	*	*	*	*	*	*	*	*	*	*	*	*	*
14/04/2020	17:00	*	*	*	*	*	*	*	*	*	*	*	*	*	*	*	*	*	*	*	*	*	*	*	*	*	*	*	*	*	*	*	*	*	*	*	*	*	*	*	*	*	*	*	*	*	*
14/04/2020	18:00	*	*	*	*	*	*	*	*	*	*	*	*	*	*	*	*	*	*	*	*	*	*	*	*	*	*	*	*	*	*	*	*	*	*	*	*	*	*	*	*	*	*	*	*	*	*
14/04/2020	19:00	*	*	*	*	*	*	*	*	*	*	*	*	*	*	*	*	*	*	*	*	*	*	*	*	*	*	*	*	*	*	*	*	*	*	*	*	*	*	*	*	*	*	*	*	*	*
14/04/2020	20:00	*	*	*	*	*	*	*	*	*	*	*	*	*	*	*	*	*	*	*	*	*	*	*	*	*	*	*	*	*	*	*	*	*	*	*	*	*	*	*	*	*	*	*	*	*	*
14/04/2020	21:00	*	*	*	*	*	*	*	*	*	*	*	*	*	*	*	*	*	*	*	*	*	*	*	*	*	*	*	*	*	*	*	*	*	*	*	*	*	*	*	*	*	*	*	*	*	*
14/04/2020	22:00	*	*	*	*	*	*	*	*	*	*	*	*	*	*	*	*	*	*	*	*	*	*	*	*	*	*	*	*	*	*	*	*	*	*	*	*	*	*	*	*	*	*	*	*	*	*
14/04/2020	23:00	*	*	*	*	*	*	*	*	*	*	*	*	*	*	*	*	*	*	*	*	*	*	*	*	*	*	*	*	*	*	*	*	*	*	*	*	*	*	*	*	*	*	*	*	*	*
24 Hr Summary		0	0	0	0	0	0	0	0	0	0	0	0	0	0	0	0	0	0	0	0	0	0	0	0	0	0	0	0	0	0	0	0	0	0	0	0	0	0	0	0	0	*	*	*	*

Incoming Histogram
Alton Rd Facing Alton

from Sun-Mar-15-2020-05-00-AM to Sun-Aug-16-2020-02-59-PM

Date	Starting Hr:min	<5	5 to <10	10 to <15	15 to <20	20 to <25	25 to <30	30 to <35	35 to <40	40 to <45	45 to <50	50 to <55	55 to <60	60 to <65	65 to <70	70 to <75	75 to <80	80 to <85	85 to <90	90 to <95	95 to <100	100 to <105	105 to <110	110 to <115	115 to <120	120 to <125	125 to <130	130 to <135	135 to <140	140 to <145	145 to <150	150 to <155	155 to <160	160 to <165	165 to <170	170 to <175	175 to <180	180 to <185	185 to <190	190 to <195	195 to >200	Total Counts	85pct Speed	10MPH Pace	% in pace	# of Speeders	% Speeders
15/04/2020	00:00	*	*	*	*	*	*	*	*	*	*	*	*	*	*	*	*	*	*	*	*	*	*	*	*	*	*	*	*	*	*	*	*	*	*	*	*	*	*	*	*	*	*	*	*	*	*
15/04/2020	01:00	*	*	*	*	*	*	*	*	*	*	*	*	*	*	*	*	*	*	*	*	*	*	*	*	*	*	*	*	*	*	*	*	*	*	*	*	*	*	*	*	*	*	*	*	*	*
15/04/2020	02:00	*	*	*	*	*	*	*	*	*	*	*	*	*	*	*	*	*	*	*	*	*	*	*	*	*	*	*	*	*	*	*	*	*	*	*	*	*	*	*	*	*	*	*	*	*	*
15/04/2020	03:00	*	*	*	*	*	*	*	*	*	*	*	*	*	*	*	*	*	*	*	*	*	*	*	*	*	*	*	*	*	*	*	*	*	*	*	*	*	*	*	*	*	*	*	*	*	*
15/04/2020	04:00	*	*	*	*	*	*	*	*	*	*	*	*	*	*	*	*	*	*	*	*	*	*	*	*	*	*	*	*	*	*	*	*	*	*	*	*	*	*	*	*	*	*	*	*	*	*
15/04/2020	05:00	*	*	*	*	*	*	*	*	*	*	*	*	*	*	*	*	*	*	*	*	*	*	*	*	*	*	*	*	*	*	*	*	*	*	*	*	*	*	*	*	*	*	*	*	*	*
15/04/2020	06:00	*	*	*	*	*	*	*	*	*	*	*	*	*	*	*	*	*	*	*	*	*	*	*	*	*	*	*	*	*	*	*	*	*	*	*	*	*	*	*	*	*	*	*	*	*	*
15/04/2020	07:00	*	*	*	*	*	*	*	*	*	*	*	*	*	*	*	*	*	*	*	*	*	*	*	*	*	*	*	*	*	*	*	*	*	*	*	*	*	*	*	*	*	*	*	*	*	*
15/04/2020	08:00	*	*	*	*	*	*	*	*	*	*	*	*	*	*	*	*	*	*	*	*	*	*	*	*	*	*	*	*	*	*	*	*	*	*	*	*	*	*	*	*	*	*	*	*	*	*
15/04/2020	09:00	*	*	*	*	*	*	*	*	*	*	*	*	*	*	*	*	*	*	*	*	*	*	*	*	*	*	*	*	*	*	*	*	*	*	*	*	*	*	*	*	*	*	*	*	*	*
15/04/2020	10:00	*	*	*	*	*	*	*	*	*	*	*	*	*	*	*	*	*	*	*	*	*	*	*	*	*	*	*	*	*	*	*	*	*	*	*	*	*	*	*	*	*	*	*	*	*	*
15/04/2020	11:00	*	*	*	*	*	*	*	*	*	*	*	*	*	*	*	*	*	*	*	*	*	*	*	*	*	*	*	*	*	*	*	*	*	*	*	*	*	*	*	*	*	*	*	*	*	*
15/04/2020	12:00	*	*	*	*	*	*	*	*	*	*	*	*	*	*	*	*	*	*	*	*	*	*	*	*	*	*	*	*	*	*	*	*	*	*	*	*	*	*	*	*	*	*	*	*	*	*
15/04/2020	13:00	*	*	*	*	*	*	*	*	*	*	*	*	*	*	*	*	*	*	*	*	*	*	*	*	*	*	*	*	*	*	*	*	*	*	*	*	*	*	*	*	*	*	*	*	*	*
15/04/2020	14:00	*	*	*	*	*	*	*	*	*	*	*	*	*	*	*	*	*	*	*	*	*	*	*	*	*	*	*	*	*	*	*	*	*	*	*	*	*	*	*	*	*	*	*	*	*	*
15/04/2020	15:00	*	*	*	*	*	*	*	*	*	*	*	*	*	*	*	*	*	*	*	*	*	*	*	*	*	*	*	*	*	*	*	*	*	*	*	*	*	*	*	*	*	*	*	*	*	*
15/04/2020	16:00	*	*	*	*	*	*	*	*	*	*	*	*	*	*	*	*	*	*	*	*	*	*	*	*	*	*	*	*	*	*	*	*	*	*	*	*	*	*	*	*	*	*	*	*	*	*
15/04/2020	17:00	*	*	*	*	*	*	*	*	*	*	*	*	*	*	*	*	*	*	*	*	*	*	*	*	*	*	*	*	*	*	*	*	*	*	*	*	*	*	*	*	*	*	*	*	*	*
15/04/2020	18:00	*	*	*	*	*	*	*	*	*	*	*	*	*	*	*	*	*	*	*	*	*	*	*	*	*	*	*	*	*	*	*	*	*	*	*	*	*	*	*	*	*	*	*	*	*	*
15/04/2020	19:00	*	*	*	*	*	*	*	*	*	*	*	*	*	*	*	*	*	*	*	*	*	*	*	*	*	*	*	*	*	*	*	*	*	*	*	*	*	*	*	*	*	*	*	*	*	*
15/04/2020	20:00	*	*	*	*	*	*	*	*	*	*	*	*	*	*	*	*	*	*	*	*	*	*	*	*	*	*	*	*	*	*	*	*	*	*	*	*	*	*	*	*	*	*	*	*	*	*
15/04/2020	21:00	*	*	*	*	*	*	*	*	*	*	*	*	*	*	*	*	*	*	*	*	*	*	*	*	*	*	*	*	*	*	*	*	*	*	*	*	*	*	*	*	*	*	*	*	*	*
15/04/2020	22:00	*	*	*	*	*	*	*	*	*	*	*	*	*	*	*	*	*	*	*	*	*	*	*	*	*	*	*	*	*	*	*	*	*	*	*	*	*	*	*	*	*	*	*	*	*	*
15/04/2020	23:00	*	*	*	*	*	*	*	*	*	*	*	*	*	*	*	*	*	*	*	*	*	*	*	*	*	*	*	*	*	*	*	*	*	*	*	*	*	*	*	*	*	*	*	*	*	*
24 Hr Summary		0	0	0	0	0	0	0	0	0	0	0	0	0	0	0	0	0	0	0	0	0	0	0	0	0	0	0	0	0	0	0	0	0	0	0	0	0	0	0	0	0	*	*	*	*

Incoming Histogram
Alton Rd Facing Alton

from Sun-Mar-15-2020-05-00-AM to Sun-Aug-16-2020-02-59-PM

Date	Starting Hr:min	<5	5 to <10	10 to <15	15 to <20	20 to <25	25 to <30	30 to <35	35 to <40	40 to <45	45 to <50	50 to <55	55 to <60	60 to <65	65 to <70	70 to <75	75 to <80	80 to <85	85 to <90	90 to <95	95 to <100	100 to <105	105 to <110	110 to <115	115 to <120	120 to <125	125 to <130	130 to <135	135 to <140	140 to <145	145 to <150	150 to <155	155 to <160	160 to <165	165 to <170	170 to <175	175 to <180	180 to <185	185 to <190	190 to <195	195 to >200	Total Counts	85pct Speed	10MPH Pace	% in pace	# of Speeders	% Speeders
16/04/2020	00:00	*	*	*	*	*	*	*	*	*	*	*	*	*	*	*	*	*	*	*	*	*	*	*	*	*	*	*	*	*	*	*	*	*	*	*	*	*	*	*	*	*	*	*	*	*	*
16/04/2020	01:00	*	*	*	*	*	*	*	*	*	*	*	*	*	*	*	*	*	*	*	*	*	*	*	*	*	*	*	*	*	*	*	*	*	*	*	*	*	*	*	*	*	*	*	*	*	*
16/04/2020	02:00	*	*	*	*	*	*	*	*	*	*	*	*	*	*	*	*	*	*	*	*	*	*	*	*	*	*	*	*	*	*	*	*	*	*	*	*	*	*	*	*	*	*	*	*	*	*
16/04/2020	03:00	*	*	*	*	*	*	*	*	*	*	*	*	*	*	*	*	*	*	*	*	*	*	*	*	*	*	*	*	*	*	*	*	*	*	*	*	*	*	*	*	*	*	*	*	*	*
16/04/2020	04:00	*	*	*	*	*	*	*	*	*	*	*	*	*	*	*	*	*	*	*	*	*	*	*	*	*	*	*	*	*	*	*	*	*	*	*	*	*	*	*	*	*	*	*	*	*	*
16/04/2020	05:00	*	*	*	*	*	*	*	*	*	*	*	*	*	*	*	*	*	*	*	*	*	*	*	*	*	*	*	*	*	*	*	*	*	*	*	*	*	*	*	*	*	*	*	*	*	*
16/04/2020	06:00	*	*	*	*	*	*	*	*	*	*	*	*	*	*	*	*	*	*	*	*	*	*	*	*	*	*	*	*	*	*	*	*	*	*	*	*	*	*	*	*	*	*	*	*	*	*
16/04/2020	07:00	*	*	*	*	*	*	*	*	*	*	*	*	*	*	*	*	*	*	*	*	*	*	*	*	*	*	*	*	*	*	*	*	*	*	*	*	*	*	*	*	*	*	*	*	*	*
16/04/2020	08:00	*	*	*	*	*	*	*	*	*	*	*	*	*	*	*	*	*	*	*	*	*	*	*	*	*	*	*	*	*	*	*	*	*	*	*	*	*	*	*	*	*	*	*	*	*	*
16/04/2020	09:00	*	*	*	*	*	*	*	*	*	*	*	*	*	*	*	*	*	*	*	*	*	*	*	*	*	*	*	*	*	*	*	*	*	*	*	*	*	*	*	*	*	*	*	*	*	*
16/04/2020	10:00	*	*	*	*	*	*	*	*	*	*	*	*	*	*	*	*	*	*	*	*	*	*	*	*	*	*	*	*	*	*	*	*	*	*	*	*	*	*	*	*	*	*	*	*	*	*
16/04/2020	11:00	*	*	*	*	*	*	*	*	*	*	*	*	*	*	*	*	*	*	*	*	*	*	*	*	*	*	*	*	*	*	*	*	*	*	*	*	*	*	*	*	*	*	*	*	*	*
16/04/2020	12:00	*	*	*	*	*	*	*	*	*	*	*	*	*	*	*	*	*	*	*	*	*	*	*	*	*	*	*	*	*	*	*	*	*	*	*	*	*	*	*	*	*	*	*	*	*	*
16/04/2020	13:00	*	*	*	*	*	*	*	*	*	*	*	*	*	*	*	*	*	*	*	*	*	*	*	*	*	*	*	*	*	*	*	*	*	*	*	*	*	*	*	*	*	*	*	*	*	*
16/04/2020	14:00	*	*	*	*	*	*	*	*	*	*	*	*	*	*	*	*	*	*	*	*	*	*	*	*	*	*	*	*	*	*	*	*	*	*	*	*	*	*	*	*	*	*	*	*	*	*
16/04/2020	15:00	*	*	*	*	*	*	*	*	*	*	*	*	*	*	*	*	*	*	*	*	*	*	*	*	*	*	*	*	*	*	*	*	*	*	*	*	*	*	*	*	*	*	*	*	*	*
16/04/2020	16:00	*	*	*	*	*	*	*	*	*	*	*	*	*	*	*	*	*	*	*	*	*	*	*	*	*	*	*	*	*	*	*	*	*	*	*	*	*	*	*	*	*	*	*	*	*	*
16/04/2020	17:00	*	*	*	*	*	*	*	*	*	*	*	*	*	*	*	*	*	*	*	*	*	*	*	*	*	*	*	*	*	*	*	*	*	*	*	*	*	*	*	*	*	*	*	*	*	*
16/04/2020	18:00	*	*	*	*	*	*	*	*	*	*	*	*	*	*	*	*	*	*	*	*	*	*	*	*	*	*	*	*	*	*	*	*	*	*	*	*	*	*	*	*	*	*	*	*	*	*
16/04/2020	19:00	*	*	*	*	*	*	*	*	*	*	*	*	*	*	*	*	*	*	*	*	*	*	*	*	*	*	*	*	*	*	*	*	*	*	*	*	*	*	*	*	*	*	*	*	*	*
16/04/2020	20:00	*	*	*	*	*	*	*	*	*	*	*	*	*	*	*	*	*	*	*	*	*	*	*	*	*	*	*	*	*	*	*	*	*	*	*	*	*	*	*	*	*	*	*	*	*	*
16/04/2020	21:00	*	*	*	*	*	*	*	*	*	*	*	*	*	*	*	*	*	*	*	*	*	*	*	*	*	*	*	*	*	*	*	*	*	*	*	*	*	*	*	*	*	*	*	*	*	*
16/04/2020	22:00	*	*	*	*	*	*	*	*	*	*	*	*	*	*	*	*	*	*	*	*	*	*	*	*	*	*	*	*	*	*	*	*	*	*	*	*	*	*	*	*	*	*	*	*	*	*
16/04/2020	23:00	*	*	*	*	*	*	*	*	*	*	*	*	*	*	*	*	*	*	*	*	*	*	*	*	*	*	*	*	*	*	*	*	*	*	*	*	*	*	*	*	*	*	*	*	*	*
24 Hr Summary		0	0	0	0	0	0	0	0	0	0	0	0	0	0	0	0	0	0	0	0	0	0	0	0	0	0	0	0	0	0	0	0	0	0	0	0	0	0	0	0	*	*	*	*

Incoming Histogram
Alton Rd Facing Alton

from Sun-Mar-15-2020-05-00-AM to Sun-Aug-16-2020-02-59-PM

Date	Starting Hr:min	<5	5 to <10	10 to <15	15 to <20	20 to <25	25 to <30	30 to <35	35 to <40	40 to <45	45 to <50	50 to <55	55 to <60	60 to <65	65 to <70	70 to <75	75 to <80	80 to <85	85 to <90	90 to <95	95 to <100	100 to <105	105 to <110	110 to <115	115 to <120	120 to <125	125 to <130	130 to <135	135 to <140	140 to <145	145 to <150	150 to <155	155 to <160	160 to <165	165 to <170	170 to <175	175 to <180	180 to <185	185 to <190	190 to <195	195 to >200	Total Counts	85pct Speed	10MPH Pace	% in pace	# of Speeders	% Speeders
17/04/2020	00:00	*	*	*	*	*	*	*	*	*	*	*	*	*	*	*	*	*	*	*	*	*	*	*	*	*	*	*	*	*	*	*	*	*	*	*	*	*	*	*	*	*	*	*	*	*	*
17/04/2020	01:00	*	*	*	*	*	*	*	*	*	*	*	*	*	*	*	*	*	*	*	*	*	*	*	*	*	*	*	*	*	*	*	*	*	*	*	*	*	*	*	*	*	*	*	*	*	*
17/04/2020	02:00	*	*	*	*	*	*	*	*	*	*	*	*	*	*	*	*	*	*	*	*	*	*	*	*	*	*	*	*	*	*	*	*	*	*	*	*	*	*	*	*	*	*	*	*	*	*
17/04/2020	03:00	*	*	*	*	*	*	*	*	*	*	*	*	*	*	*	*	*	*	*	*	*	*	*	*	*	*	*	*	*	*	*	*	*	*	*	*	*	*	*	*	*	*	*	*	*	*
17/04/2020	04:00	*	*	*	*	*	*	*	*	*	*	*	*	*	*	*	*	*	*	*	*	*	*	*	*	*	*	*	*	*	*	*	*	*	*	*	*	*	*	*	*	*	*	*	*	*	*
17/04/2020	05:00	*	*	*	*	*	*	*	*	*	*	*	*	*	*	*	*	*	*	*	*	*	*	*	*	*	*	*	*	*	*	*	*	*	*	*	*	*	*	*	*	*	*	*	*	*	*
17/04/2020	06:00	*	*	*	*	*	*	*	*	*	*	*	*	*	*	*	*	*	*	*	*	*	*	*	*	*	*	*	*	*	*	*	*	*	*	*	*	*	*	*	*	*	*	*	*	*	*
17/04/2020	07:00	*	*	*	*	*	*	*	*	*	*	*	*	*	*	*	*	*	*	*	*	*	*	*	*	*	*	*	*	*	*	*	*	*	*	*	*	*	*	*	*	*	*	*	*	*	*
17/04/2020	08:00	*	*	*	*	*	*	*	*	*	*	*	*	*	*	*	*	*	*	*	*	*	*	*	*	*	*	*	*	*	*	*	*	*	*	*	*	*	*	*	*	*	*	*	*	*	*
17/04/2020	09:00	*	*	*	*	*	*	*	*	*	*	*	*	*	*	*	*	*	*	*	*	*	*	*	*	*	*	*	*	*	*	*	*	*	*	*	*	*	*	*	*	*	*	*	*	*	*
17/04/2020	10:00	*	*	*	*	*	*	*	*	*	*	*	*	*	*	*	*	*	*	*	*	*	*	*	*	*	*	*	*	*	*	*	*	*	*	*	*	*	*	*	*	*	*	*	*	*	*
17/04/2020	11:00	*	*	*	*	*	*	*	*	*	*	*	*	*	*	*	*	*	*	*	*	*	*	*	*	*	*	*	*	*	*	*	*	*	*	*	*	*	*	*	*	*	*	*	*	*	*
17/04/2020	12:00	*	*	*	*	*	*	*	*	*	*	*	*	*	*	*	*	*	*	*	*	*	*	*	*	*	*	*	*	*	*	*	*	*	*	*	*	*	*	*	*	*	*	*	*	*	*
17/04/2020	13:00	*	*	*	*	*	*	*	*	*	*	*	*	*	*	*	*	*	*	*	*	*	*	*	*	*	*	*	*	*	*	*	*	*	*	*	*	*	*	*	*	*	*	*	*	*	*
17/04/2020	14:00	*	*	*	*	*	*	*	*	*	*	*	*	*	*	*	*	*	*	*	*	*	*	*	*	*	*	*	*	*	*	*	*	*	*	*	*	*	*	*	*	*	*	*	*	*	*
17/04/2020	15:00	*	*	*	*	*	*	*	*	*	*	*	*	*	*	*	*	*	*	*	*	*	*	*	*	*	*	*	*	*	*	*	*	*	*	*	*	*	*	*	*	*	*	*	*	*	*
17/04/2020	16:00	*	*	*	*	*	*	*	*	*	*	*	*	*	*	*	*	*	*	*	*	*	*	*	*	*	*	*	*	*	*	*	*	*	*	*	*	*	*	*	*	*	*	*	*	*	*
17/04/2020	17:00	*	*	*	*	*	*	*	*	*	*	*	*	*	*	*	*	*	*	*	*	*	*	*	*	*	*	*	*	*	*	*	*	*	*	*	*	*	*	*	*	*	*	*	*	*	*
17/04/2020	18:00	*	*	*	*	*	*	*	*	*	*	*	*	*	*	*	*	*	*	*	*	*	*	*	*	*	*	*	*	*	*	*	*	*	*	*	*	*	*	*	*	*	*	*	*	*	*
17/04/2020	19:00	*	*	*	*	*	*	*	*	*	*	*	*	*	*	*	*	*	*	*	*	*	*	*	*	*	*	*	*	*	*	*	*	*	*	*	*	*	*	*	*	*	*	*	*	*	*
17/04/2020	20:00	*	*	*	*	*	*	*	*	*	*	*	*	*	*	*	*	*	*	*	*	*	*	*	*	*	*	*	*	*	*	*	*	*	*	*	*	*	*	*	*	*	*	*	*	*	*
17/04/2020	21:00	*	*	*	*	*	*	*	*	*	*	*	*	*	*	*	*	*	*	*	*	*	*	*	*	*	*	*	*	*	*	*	*	*	*	*	*	*	*	*	*	*	*	*	*	*	*
17/04/2020	22:00	*	*	*	*	*	*	*	*	*	*	*	*	*	*	*	*	*	*	*	*	*	*	*	*	*	*	*	*	*	*	*	*	*	*	*	*	*	*	*	*	*	*	*	*	*	*
17/04/2020	23:00	*	*	*	*	*	*	*	*	*	*	*	*	*	*	*	*	*	*	*	*	*	*	*	*	*	*	*	*	*	*	*	*	*	*	*	*	*	*	*	*	*	*	*	*	*	*
24 Hr Summary		0	0	0	0	0	0	0	0	0	0	0	0	0	0	0	0	0	0	0	0	0	0	0	0	0	0	0	0	0	0	0	0	0	0	0	0	0	0	0	0	0	*	*	*	*	

Incoming Histogram
Alton Rd Facing Alton

from Sun-Mar-15-2020-05-00-AM to Sun-Aug-16-2020-02-59-PM

Date	Starting Hr:min	<5	5 to <10	10 to <15	15 to <20	20 to <25	25 to <30	30 to <35	35 to <40	40 to <45	45 to <50	50 to <55	55 to <60	60 to <65	65 to <70	70 to <75	75 to <80	80 to <85	85 to <90	90 to <95	95 to <100	100 to <105	105 to <110	110 to <115	115 to <120	120 to <125	125 to <130	130 to <135	135 to <140	140 to <145	145 to <150	150 to <155	155 to <160	160 to <165	165 to <170	170 to <175	175 to <180	180 to <185	185 to <190	190 to <195	195 to >200	Total Counts	85pct Speed	10MPH Pace	% in pace	# of Speeders	% Speeders
18/04/2020	00:00	*	*	*	*	*	*	*	*	*	*	*	*	*	*	*	*	*	*	*	*	*	*	*	*	*	*	*	*	*	*	*	*	*	*	*	*	*	*	*	*	*	*	*	*	*	*
18/04/2020	01:00	*	*	*	*	*	*	*	*	*	*	*	*	*	*	*	*	*	*	*	*	*	*	*	*	*	*	*	*	*	*	*	*	*	*	*	*	*	*	*	*	*	*	*	*	*	*
18/04/2020	02:00	*	*	*	*	*	*	*	*	*	*	*	*	*	*	*	*	*	*	*	*	*	*	*	*	*	*	*	*	*	*	*	*	*	*	*	*	*	*	*	*	*	*	*	*	*	*
18/04/2020	03:00	*	*	*	*	*	*	*	*	*	*	*	*	*	*	*	*	*	*	*	*	*	*	*	*	*	*	*	*	*	*	*	*	*	*	*	*	*	*	*	*	*	*	*	*	*	*
18/04/2020	04:00	*	*	*	*	*	*	*	*	*	*	*	*	*	*	*	*	*	*	*	*	*	*	*	*	*	*	*	*	*	*	*	*	*	*	*	*	*	*	*	*	*	*	*	*	*	*
18/04/2020	05:00	*	*	*	*	*	*	*	*	*	*	*	*	*	*	*	*	*	*	*	*	*	*	*	*	*	*	*	*	*	*	*	*	*	*	*	*	*	*	*	*	*	*	*	*	*	*
18/04/2020	06:00	*	*	*	*	*	*	*	*	*	*	*	*	*	*	*	*	*	*	*	*	*	*	*	*	*	*	*	*	*	*	*	*	*	*	*	*	*	*	*	*	*	*	*	*	*	*
18/04/2020	07:00	*	*	*	*	*	*	*	*	*	*	*	*	*	*	*	*	*	*	*	*	*	*	*	*	*	*	*	*	*	*	*	*	*	*	*	*	*	*	*	*	*	*	*	*	*	*
18/04/2020	08:00	*	*	*	*	*	*	*	*	*	*	*	*	*	*	*	*	*	*	*	*	*	*	*	*	*	*	*	*	*	*	*	*	*	*	*	*	*	*	*	*	*	*	*	*	*	*
18/04/2020	09:00	*	*	*	*	*	*	*	*	*	*	*	*	*	*	*	*	*	*	*	*	*	*	*	*	*	*	*	*	*	*	*	*	*	*	*	*	*	*	*	*	*	*	*	*	*	*
18/04/2020	10:00	*	*	*	*	*	*	*	*	*	*	*	*	*	*	*	*	*	*	*	*	*	*	*	*	*	*	*	*	*	*	*	*	*	*	*	*	*	*	*	*	*	*	*	*	*	*
18/04/2020	11:00	*	*	*	*	*	*	*	*	*	*	*	*	*	*	*	*	*	*	*	*	*	*	*	*	*	*	*	*	*	*	*	*	*	*	*	*	*	*	*	*	*	*	*	*	*	*
18/04/2020	12:00	*	*	*	*	*	*	*	*	*	*	*	*	*	*	*	*	*	*	*	*	*	*	*	*	*	*	*	*	*	*	*	*	*	*	*	*	*	*	*	*	*	*	*	*	*	*
18/04/2020	13:00	*	*	*	*	*	*	*	*	*	*	*	*	*	*	*	*	*	*	*	*	*	*	*	*	*	*	*	*	*	*	*	*	*	*	*	*	*	*	*	*	*	*	*	*	*	*
18/04/2020	14:00	*	*	*	*	*	*	*	*	*	*	*	*	*	*	*	*	*	*	*	*	*	*	*	*	*	*	*	*	*	*	*	*	*	*	*	*	*	*	*	*	*	*	*	*	*	*
18/04/2020	15:00	*	*	*	*	*	*	*	*	*	*	*	*	*	*	*	*	*	*	*	*	*	*	*	*	*	*	*	*	*	*	*	*	*	*	*	*	*	*	*	*	*	*	*	*	*	*
18/04/2020	16:00	*	*	*	*	*	*	*	*	*	*	*	*	*	*	*	*	*	*	*	*	*	*	*	*	*	*	*	*	*	*	*	*	*	*	*	*	*	*	*	*	*	*	*	*	*	*
18/04/2020	17:00	*	*	*	*	*	*	*	*	*	*	*	*	*	*	*	*	*	*	*	*	*	*	*	*	*	*	*	*	*	*	*	*	*	*	*	*	*	*	*	*	*	*	*	*	*	*
18/04/2020	18:00	*	*	*	*	*	*	*	*	*	*	*	*	*	*	*	*	*	*	*	*	*	*	*	*	*	*	*	*	*	*	*	*	*	*	*	*	*	*	*	*	*	*	*	*	*	*
18/04/2020	19:00	*	*	*	*	*	*	*	*	*	*	*	*	*	*	*	*	*	*	*	*	*	*	*	*	*	*	*	*	*	*	*	*	*	*	*	*	*	*	*	*	*	*	*	*	*	*
18/04/2020	20:00	*	*	*	*	*	*	*	*	*	*	*	*	*	*	*	*	*	*	*	*	*	*	*	*	*	*	*	*	*	*	*	*	*	*	*	*	*	*	*	*	*	*	*	*	*	*
18/04/2020	21:00	*	*	*	*	*	*	*	*	*	*	*	*	*	*	*	*	*	*	*	*	*	*	*	*	*	*	*	*	*	*	*	*	*	*	*	*	*	*	*	*	*	*	*	*	*	*
18/04/2020	22:00	*	*	*	*	*	*	*	*	*	*	*	*	*	*	*	*	*	*	*	*	*	*	*	*	*	*	*	*	*	*	*	*	*	*	*	*	*	*	*	*	*	*	*	*	*	*
18/04/2020	23:00	*	*	*	*	*	*	*	*	*	*	*	*	*	*	*	*	*	*	*	*	*	*	*	*	*	*	*	*	*	*	*	*	*	*	*	*	*	*	*	*	*	*	*	*	*	*
24 Hr Summary		0	0	0	0	0	0	0	0	0	0	0	0	0	0	0	0	0	0	0	0	0	0	0	0	0	0	0	0	0	0	0	0	0	0	0	0	0	0	0	0	0	*	*	*	*

Incoming Histogram
Alton Rd Facing Alton

from Sun-Mar-15-2020-05-00-AM to Sun-Aug-16-2020-02-59-PM

Date	Starting Hr:min	<5	5 to <10	10 to <15	15 to <20	20 to <25	25 to <30	30 to <35	35 to <40	40 to <45	45 to <50	50 to <55	55 to <60	60 to <65	65 to <70	70 to <75	75 to <80	80 to <85	85 to <90	90 to <95	95 to <100	100 to <105	105 to <110	110 to <115	115 to <120	120 to <125	125 to <130	130 to <135	135 to <140	140 to <145	145 to <150	150 to <155	155 to <160	160 to <165	165 to <170	170 to <175	175 to <180	180 to <185	185 to <190	190 to <195	195 to >200	Total Counts	85pct Speed	10MPH Pace	% in pace	# of Speeders	% Speeders
19/04/2020	00:00	*	*	*	*	*	*	*	*	*	*	*	*	*	*	*	*	*	*	*	*	*	*	*	*	*	*	*	*	*	*	*	*	*	*	*	*	*	*	*	*	*	*	*	*	*	*
19/04/2020	01:00	*	*	*	*	*	*	*	*	*	*	*	*	*	*	*	*	*	*	*	*	*	*	*	*	*	*	*	*	*	*	*	*	*	*	*	*	*	*	*	*	*	*	*	*	*	*
19/04/2020	02:00	*	*	*	*	*	*	*	*	*	*	*	*	*	*	*	*	*	*	*	*	*	*	*	*	*	*	*	*	*	*	*	*	*	*	*	*	*	*	*	*	*	*	*	*	*	*
19/04/2020	03:00	*	*	*	*	*	*	*	*	*	*	*	*	*	*	*	*	*	*	*	*	*	*	*	*	*	*	*	*	*	*	*	*	*	*	*	*	*	*	*	*	*	*	*	*	*	*
19/04/2020	04:00	*	*	*	*	*	*	*	*	*	*	*	*	*	*	*	*	*	*	*	*	*	*	*	*	*	*	*	*	*	*	*	*	*	*	*	*	*	*	*	*	*	*	*	*	*	*
19/04/2020	05:00	*	*	*	*	*	*	*	*	*	*	*	*	*	*	*	*	*	*	*	*	*	*	*	*	*	*	*	*	*	*	*	*	*	*	*	*	*	*	*	*	*	*	*	*	*	*
19/04/2020	06:00	*	*	*	*	*	*	*	*	*	*	*	*	*	*	*	*	*	*	*	*	*	*	*	*	*	*	*	*	*	*	*	*	*	*	*	*	*	*	*	*	*	*	*	*	*	*
19/04/2020	07:00	*	*	*	*	*	*	*	*	*	*	*	*	*	*	*	*	*	*	*	*	*	*	*	*	*	*	*	*	*	*	*	*	*	*	*	*	*	*	*	*	*	*	*	*	*	*
19/04/2020	08:00	*	*	*	*	*	*	*	*	*	*	*	*	*	*	*	*	*	*	*	*	*	*	*	*	*	*	*	*	*	*	*	*	*	*	*	*	*	*	*	*	*	*	*	*	*	*
19/04/2020	09:00	*	*	*	*	*	*	*	*	*	*	*	*	*	*	*	*	*	*	*	*	*	*	*	*	*	*	*	*	*	*	*	*	*	*	*	*	*	*	*	*	*	*	*	*	*	*
19/04/2020	10:00	*	*	*	*	*	*	*	*	*	*	*	*	*	*	*	*	*	*	*	*	*	*	*	*	*	*	*	*	*	*	*	*	*	*	*	*	*	*	*	*	*	*	*	*	*	*
19/04/2020	11:00	*	*	*	*	*	*	*	*	*	*	*	*	*	*	*	*	*	*	*	*	*	*	*	*	*	*	*	*	*	*	*	*	*	*	*	*	*	*	*	*	*	*	*	*	*	*
19/04/2020	12:00	*	*	*	*	*	*	*	*	*	*	*	*	*	*	*	*	*	*	*	*	*	*	*	*	*	*	*	*	*	*	*	*	*	*	*	*	*	*	*	*	*	*	*	*	*	*
19/04/2020	13:00	*	*	*	*	*	*	*	*	*	*	*	*	*	*	*	*	*	*	*	*	*	*	*	*	*	*	*	*	*	*	*	*	*	*	*	*	*	*	*	*	*	*	*	*	*	*
19/04/2020	14:00	*	*	*	*	*	*	*	*	*	*	*	*	*	*	*	*	*	*	*	*	*	*	*	*	*	*	*	*	*	*	*	*	*	*	*	*	*	*	*	*	*	*	*	*	*	*
19/04/2020	15:00	*	*	*	*	*	*	*	*	*	*	*	*	*	*	*	*	*	*	*	*	*	*	*	*	*	*	*	*	*	*	*	*	*	*	*	*	*	*	*	*	*	*	*	*	*	*
19/04/2020	16:00	*	*	*	*	*	*	*	*	*	*	*	*	*	*	*	*	*	*	*	*	*	*	*	*	*	*	*	*	*	*	*	*	*	*	*	*	*	*	*	*	*	*	*	*	*	*
19/04/2020	17:00	*	*	*	*	*	*	*	*	*	*	*	*	*	*	*	*	*	*	*	*	*	*	*	*	*	*	*	*	*	*	*	*	*	*	*	*	*	*	*	*	*	*	*	*	*	*
19/04/2020	18:00	*	*	*	*	*	*	*	*	*	*	*	*	*	*	*	*	*	*	*	*	*	*	*	*	*	*	*	*	*	*	*	*	*	*	*	*	*	*	*	*	*	*	*	*	*	*
19/04/2020	19:00	*	*	*	*	*	*	*	*	*	*	*	*	*	*	*	*	*	*	*	*	*	*	*	*	*	*	*	*	*	*	*	*	*	*	*	*	*	*	*	*	*	*	*	*	*	*
19/04/2020	20:00	*	*	*	*	*	*	*	*	*	*	*	*	*	*	*	*	*	*	*	*	*	*	*	*	*	*	*	*	*	*	*	*	*	*	*	*	*	*	*	*	*	*	*	*	*	*
19/04/2020	21:00	*	*	*	*	*	*	*	*	*	*	*	*	*	*	*	*	*	*	*	*	*	*	*	*	*	*	*	*	*	*	*	*	*	*	*	*	*	*	*	*	*	*	*	*	*	*
19/04/2020	22:00	*	*	*	*	*	*	*	*	*	*	*	*	*	*	*	*	*	*	*	*	*	*	*	*	*	*	*	*	*	*	*	*	*	*	*	*	*	*	*	*	*	*	*	*	*	*
19/04/2020	23:00	*	*	*	*	*	*	*	*	*	*	*	*	*	*	*	*	*	*	*	*	*	*	*	*	*	*	*	*	*	*	*	*	*	*	*	*	*	*	*	*	*	*	*	*	*	*
24 Hr Summary		0	0	0	0	0	0	0	0	0	0	0	0	0	0	0	0	0	0	0	0	0	0	0	0	0	0	0	0	0	0	0	0	0	0	0	0	0	0	0	0	0	*	*	*	*

Incoming Histogram
Alton Rd Facing Alton

from Sun-Mar-15-2020-05-00-AM to Sun-Aug-16-2020-02-59-PM

Date	Starting Hr:min	<5	5 to <10	10 to <15	15 to <20	20 to <25	25 to <30	30 to <35	35 to <40	40 to <45	45 to <50	50 to <55	55 to <60	60 to <65	65 to <70	70 to <75	75 to <80	80 to <85	85 to <90	90 to <95	95 to <100	100 to <105	105 to <110	110 to <115	115 to <120	120 to <125	125 to <130	130 to <135	135 to <140	140 to <145	145 to <150	150 to <155	155 to <160	160 to <165	165 to <170	170 to <175	175 to <180	180 to <185	185 to <190	190 to <195	195 to >200	Total Counts	85pct Speed	10MPH Pace	% in pace	# of Speeders	% Speeders
20/04/2020	00:00	*	*	*	*	*	*	*	*	*	*	*	*	*	*	*	*	*	*	*	*	*	*	*	*	*	*	*	*	*	*	*	*	*	*	*	*	*	*	*	*	*	*	*	*	*	*
20/04/2020	01:00	*	*	*	*	*	*	*	*	*	*	*	*	*	*	*	*	*	*	*	*	*	*	*	*	*	*	*	*	*	*	*	*	*	*	*	*	*	*	*	*	*	*	*	*	*	*
20/04/2020	02:00	*	*	*	*	*	*	*	*	*	*	*	*	*	*	*	*	*	*	*	*	*	*	*	*	*	*	*	*	*	*	*	*	*	*	*	*	*	*	*	*	*	*	*	*	*	*
20/04/2020	03:00	*	*	*	*	*	*	*	*	*	*	*	*	*	*	*	*	*	*	*	*	*	*	*	*	*	*	*	*	*	*	*	*	*	*	*	*	*	*	*	*	*	*	*	*	*	*
20/04/2020	04:00	*	*	*	*	*	*	*	*	*	*	*	*	*	*	*	*	*	*	*	*	*	*	*	*	*	*	*	*	*	*	*	*	*	*	*	*	*	*	*	*	*	*	*	*	*	*
20/04/2020	05:00	*	*	*	*	*	*	*	*	*	*	*	*	*	*	*	*	*	*	*	*	*	*	*	*	*	*	*	*	*	*	*	*	*	*	*	*	*	*	*	*	*	*	*	*	*	*
20/04/2020	06:00	*	*	*	*	*	*	*	*	*	*	*	*	*	*	*	*	*	*	*	*	*	*	*	*	*	*	*	*	*	*	*	*	*	*	*	*	*	*	*	*	*	*	*	*	*	*
20/04/2020	07:00	*	*	*	*	*	*	*	*	*	*	*	*	*	*	*	*	*	*	*	*	*	*	*	*	*	*	*	*	*	*	*	*	*	*	*	*	*	*	*	*	*	*	*	*	*	*
20/04/2020	08:00	*	*	*	*	*	*	*	*	*	*	*	*	*	*	*	*	*	*	*	*	*	*	*	*	*	*	*	*	*	*	*	*	*	*	*	*	*	*	*	*	*	*	*	*	*	*
20/04/2020	09:00	*	*	*	*	*	*	*	*	*	*	*	*	*	*	*	*	*	*	*	*	*	*	*	*	*	*	*	*	*	*	*	*	*	*	*	*	*	*	*	*	*	*	*	*	*	*
20/04/2020	10:00	*	*	*	*	*	*	*	*	*	*	*	*	*	*	*	*	*	*	*	*	*	*	*	*	*	*	*	*	*	*	*	*	*	*	*	*	*	*	*	*	*	*	*	*	*	*
20/04/2020	11:00	*	*	*	*	*	*	*	*	*	*	*	*	*	*	*	*	*	*	*	*	*	*	*	*	*	*	*	*	*	*	*	*	*	*	*	*	*	*	*	*	*	*	*	*	*	*
20/04/2020	12:00	*	*	*	*	*	*	*	*	*	*	*	*	*	*	*	*	*	*	*	*	*	*	*	*	*	*	*	*	*	*	*	*	*	*	*	*	*	*	*	*	*	*	*	*	*	*
20/04/2020	13:00	*	*	*	*	*	*	*	*	*	*	*	*	*	*	*	*	*	*	*	*	*	*	*	*	*	*	*	*	*	*	*	*	*	*	*	*	*	*	*	*	*	*	*	*	*	*
20/04/2020	14:00	*	*	*	*	*	*	*	*	*	*	*	*	*	*	*	*	*	*	*	*	*	*	*	*	*	*	*	*	*	*	*	*	*	*	*	*	*	*	*	*	*	*	*	*	*	*
20/04/2020	15:00	*	*	*	*	*	*	*	*	*	*	*	*	*	*	*	*	*	*	*	*	*	*	*	*	*	*	*	*	*	*	*	*	*	*	*	*	*	*	*	*	*	*	*	*	*	*
20/04/2020	16:00	*	*	*	*	*	*	*	*	*	*	*	*	*	*	*	*	*	*	*	*	*	*	*	*	*	*	*	*	*	*	*	*	*	*	*	*	*	*	*	*	*	*	*	*	*	*
20/04/2020	17:00	*	*	*	*	*	*	*	*	*	*	*	*	*	*	*	*	*	*	*	*	*	*	*	*	*	*	*	*	*	*	*	*	*	*	*	*	*	*	*	*	*	*	*	*	*	*
20/04/2020	18:00	*	*	*	*	*	*	*	*	*	*	*	*	*	*	*	*	*	*	*	*	*	*	*	*	*	*	*	*	*	*	*	*	*	*	*	*	*	*	*	*	*	*	*	*	*	*
20/04/2020	19:00	*	*	*	*	*	*	*	*	*	*	*	*	*	*	*	*	*	*	*	*	*	*	*	*	*	*	*	*	*	*	*	*	*	*	*	*	*	*	*	*	*	*	*	*	*	*
20/04/2020	20:00	*	*	*	*	*	*	*	*	*	*	*	*	*	*	*	*	*	*	*	*	*	*	*	*	*	*	*	*	*	*	*	*	*	*	*	*	*	*	*	*	*	*	*	*	*	*
20/04/2020	21:00	*	*	*	*	*	*	*	*	*	*	*	*	*	*	*	*	*	*	*	*	*	*	*	*	*	*	*	*	*	*	*	*	*	*	*	*	*	*	*	*	*	*	*	*	*	*
20/04/2020	22:00	*	*	*	*	*	*	*	*	*	*	*	*	*	*	*	*	*	*	*	*	*	*	*	*	*	*	*	*	*	*	*	*	*	*	*	*	*	*	*	*	*	*	*	*	*	*
20/04/2020	23:00	*	*	*	*	*	*	*	*	*	*	*	*	*	*	*	*	*	*	*	*	*	*	*	*	*	*	*	*	*	*	*	*	*	*	*	*	*	*	*	*	*	*	*	*	*	*
24 Hr Summary		0	0	0	0	0	0	0	0	0	0	0	0	0	0	0	0	0	0	0	0	0	0	0	0	0	0	0	0	0	0	0	0	0	0	0	0	0	0	0	0	0	*	*	*	*

Incoming Histogram
Alton Rd Facing Alton

from Sun-Mar-15-2020-05-00-AM to Sun-Aug-16-2020-02-59-PM

Date	Starting Hr:min	<5	5 to <10	10 to <15	15 to <20	20 to <25	25 to <30	30 to <35	35 to <40	40 to <45	45 to <50	50 to <55	55 to <60	60 to <65	65 to <70	70 to <75	75 to <80	80 to <85	85 to <90	90 to <95	95 to <100	100 to <105	105 to <110	110 to <115	115 to <120	120 to <125	125 to <130	130 to <135	135 to <140	140 to <145	145 to <150	150 to <155	155 to <160	160 to <165	165 to <170	170 to <175	175 to <180	180 to <185	185 to <190	190 to <195	195 to >200	Total Counts	85pct Speed	10MPH Pace	% in pace	# of Speeders	% Speeders
21/04/2020	00:00	*	*	*	*	*	*	*	*	*	*	*	*	*	*	*	*	*	*	*	*	*	*	*	*	*	*	*	*	*	*	*	*	*	*	*	*	*	*	*	*	*	*	*	*	*	*
21/04/2020	01:00	*	*	*	*	*	*	*	*	*	*	*	*	*	*	*	*	*	*	*	*	*	*	*	*	*	*	*	*	*	*	*	*	*	*	*	*	*	*	*	*	*	*	*	*	*	*
21/04/2020	02:00	*	*	*	*	*	*	*	*	*	*	*	*	*	*	*	*	*	*	*	*	*	*	*	*	*	*	*	*	*	*	*	*	*	*	*	*	*	*	*	*	*	*	*	*	*	*
21/04/2020	03:00	*	*	*	*	*	*	*	*	*	*	*	*	*	*	*	*	*	*	*	*	*	*	*	*	*	*	*	*	*	*	*	*	*	*	*	*	*	*	*	*	*	*	*	*	*	*
21/04/2020	04:00	*	*	*	*	*	*	*	*	*	*	*	*	*	*	*	*	*	*	*	*	*	*	*	*	*	*	*	*	*	*	*	*	*	*	*	*	*	*	*	*	*	*	*	*	*	*
21/04/2020	05:00	*	*	*	*	*	*	*	*	*	*	*	*	*	*	*	*	*	*	*	*	*	*	*	*	*	*	*	*	*	*	*	*	*	*	*	*	*	*	*	*	*	*	*	*	*	*
21/04/2020	06:00	*	*	*	*	*	*	*	*	*	*	*	*	*	*	*	*	*	*	*	*	*	*	*	*	*	*	*	*	*	*	*	*	*	*	*	*	*	*	*	*	*	*	*	*	*	*
21/04/2020	07:00	*	*	*	*	*	*	*	*	*	*	*	*	*	*	*	*	*	*	*	*	*	*	*	*	*	*	*	*	*	*	*	*	*	*	*	*	*	*	*	*	*	*	*	*	*	*
21/04/2020	08:00	*	*	*	*	*	*	*	*	*	*	*	*	*	*	*	*	*	*	*	*	*	*	*	*	*	*	*	*	*	*	*	*	*	*	*	*	*	*	*	*	*	*	*	*	*	*
21/04/2020	09:00	*	*	*	*	*	*	*	*	*	*	*	*	*	*	*	*	*	*	*	*	*	*	*	*	*	*	*	*	*	*	*	*	*	*	*	*	*	*	*	*	*	*	*	*	*	*
21/04/2020	10:00	*	*	*	*	*	*	*	*	*	*	*	*	*	*	*	*	*	*	*	*	*	*	*	*	*	*	*	*	*	*	*	*	*	*	*	*	*	*	*	*	*	*	*	*	*	*
21/04/2020	11:00	*	*	*	*	*	*	*	*	*	*	*	*	*	*	*	*	*	*	*	*	*	*	*	*	*	*	*	*	*	*	*	*	*	*	*	*	*	*	*	*	*	*	*	*	*	*
21/04/2020	12:00	*	*	*	*	*	*	*	*	*	*	*	*	*	*	*	*	*	*	*	*	*	*	*	*	*	*	*	*	*	*	*	*	*	*	*	*	*	*	*	*	*	*	*	*	*	*
21/04/2020	13:00	*	*	*	*	*	*	*	*	*	*	*	*	*	*	*	*	*	*	*	*	*	*	*	*	*	*	*	*	*	*	*	*	*	*	*	*	*	*	*	*	*	*	*	*	*	*
21/04/2020	14:00	*	*	*	*	*	*	*	*	*	*	*	*	*	*	*	*	*	*	*	*	*	*	*	*	*	*	*	*	*	*	*	*	*	*	*	*	*	*	*	*	*	*	*	*	*	*
21/04/2020	15:00	*	*	*	*	*	*	*	*	*	*	*	*	*	*	*	*	*	*	*	*	*	*	*	*	*	*	*	*	*	*	*	*	*	*	*	*	*	*	*	*	*	*	*	*	*	*
21/04/2020	16:00	*	*	*	*	*	*	*	*	*	*	*	*	*	*	*	*	*	*	*	*	*	*	*	*	*	*	*	*	*	*	*	*	*	*	*	*	*	*	*	*	*	*	*	*	*	*
21/04/2020	17:00	*	*	*	*	*	*	*	*	*	*	*	*	*	*	*	*	*	*	*	*	*	*	*	*	*	*	*	*	*	*	*	*	*	*	*	*	*	*	*	*	*	*	*	*	*	*
21/04/2020	18:00	*	*	*	*	*	*	*	*	*	*	*	*	*	*	*	*	*	*	*	*	*	*	*	*	*	*	*	*	*	*	*	*	*	*	*	*	*	*	*	*	*	*	*	*	*	*
21/04/2020	19:00	*	*	*	*	*	*	*	*	*	*	*	*	*	*	*	*	*	*	*	*	*	*	*	*	*	*	*	*	*	*	*	*	*	*	*	*	*	*	*	*	*	*	*	*	*	*
21/04/2020	20:00	*	*	*	*	*	*	*	*	*	*	*	*	*	*	*	*	*	*	*	*	*	*	*	*	*	*	*	*	*	*	*	*	*	*	*	*	*	*	*	*	*	*	*	*	*	*
21/04/2020	21:00	*	*	*	*	*	*	*	*	*	*	*	*	*	*	*	*	*	*	*	*	*	*	*	*	*	*	*	*	*	*	*	*	*	*	*	*	*	*	*	*	*	*	*	*	*	*
21/04/2020	22:00	*	*	*	*	*	*	*	*	*	*	*	*	*	*	*	*	*	*	*	*	*	*	*	*	*	*	*	*	*	*	*	*	*	*	*	*	*	*	*	*	*	*	*	*	*	*
21/04/2020	23:00	*	*	*	*	*	*	*	*	*	*	*	*	*	*	*	*	*	*	*	*	*	*	*	*	*	*	*	*	*	*	*	*	*	*	*	*	*	*	*	*	*	*	*	*	*	*
24 Hr Summary		0	0	0	0	0	0	0	0	0	0	0	0	0	0	0	0	0	0	0	0	0	0	0	0	0	0	0	0	0	0	0	0	0	0	0	0	0	0	0	0	0	*	*	*	*

Incoming Histogram
Alton Rd Facing Alton

from Sun-Mar-15-2020-05-00-AM to Sun-Aug-16-2020-02-59-PM

Date	Starting Hr:min	<5	5 to <10	10 to <15	15 to <20	20 to <25	25 to <30	30 to <35	35 to <40	40 to <45	45 to <50	50 to <55	55 to <60	60 to <65	65 to <70	70 to <75	75 to <80	80 to <85	85 to <90	90 to <95	95 to <100	100 to <105	105 to <110	110 to <115	115 to <120	120 to <125	125 to <130	130 to <135	135 to <140	140 to <145	145 to <150	150 to <155	155 to <160	160 to <165	165 to <170	170 to <175	175 to <180	180 to <185	185 to <190	190 to <195	195 to >200	Total Counts	85pct Speed	10MPH Pace	% in pace	# of Speeders	% Speeders
22/04/2020	00:00	*	*	*	*	*	*	*	*	*	*	*	*	*	*	*	*	*	*	*	*	*	*	*	*	*	*	*	*	*	*	*	*	*	*	*	*	*	*	*	*	*	*	*	*	*	*
22/04/2020	01:00	*	*	*	*	*	*	*	*	*	*	*	*	*	*	*	*	*	*	*	*	*	*	*	*	*	*	*	*	*	*	*	*	*	*	*	*	*	*	*	*	*	*	*	*	*	*
22/04/2020	02:00	*	*	*	*	*	*	*	*	*	*	*	*	*	*	*	*	*	*	*	*	*	*	*	*	*	*	*	*	*	*	*	*	*	*	*	*	*	*	*	*	*	*	*	*	*	*
22/04/2020	03:00	*	*	*	*	*	*	*	*	*	*	*	*	*	*	*	*	*	*	*	*	*	*	*	*	*	*	*	*	*	*	*	*	*	*	*	*	*	*	*	*	*	*	*	*	*	*
22/04/2020	04:00	*	*	*	*	*	*	*	*	*	*	*	*	*	*	*	*	*	*	*	*	*	*	*	*	*	*	*	*	*	*	*	*	*	*	*	*	*	*	*	*	*	*	*	*	*	*
22/04/2020	05:00	*	*	*	*	*	*	*	*	*	*	*	*	*	*	*	*	*	*	*	*	*	*	*	*	*	*	*	*	*	*	*	*	*	*	*	*	*	*	*	*	*	*	*	*	*	*
22/04/2020	06:00	*	*	*	*	*	*	*	*	*	*	*	*	*	*	*	*	*	*	*	*	*	*	*	*	*	*	*	*	*	*	*	*	*	*	*	*	*	*	*	*	*	*	*	*	*	*
22/04/2020	07:00	*	*	*	*	*	*	*	*	*	*	*	*	*	*	*	*	*	*	*	*	*	*	*	*	*	*	*	*	*	*	*	*	*	*	*	*	*	*	*	*	*	*	*	*	*	*
22/04/2020	08:00	*	*	*	*	*	*	*	*	*	*	*	*	*	*	*	*	*	*	*	*	*	*	*	*	*	*	*	*	*	*	*	*	*	*	*	*	*	*	*	*	*	*	*	*	*	*
22/04/2020	09:00	*	*	*	*	*	*	*	*	*	*	*	*	*	*	*	*	*	*	*	*	*	*	*	*	*	*	*	*	*	*	*	*	*	*	*	*	*	*	*	*	*	*	*	*	*	*
22/04/2020	10:00	*	*	*	*	*	*	*	*	*	*	*	*	*	*	*	*	*	*	*	*	*	*	*	*	*	*	*	*	*	*	*	*	*	*	*	*	*	*	*	*	*	*	*	*	*	*
22/04/2020	11:00	*	*	*	*	*	*	*	*	*	*	*	*	*	*	*	*	*	*	*	*	*	*	*	*	*	*	*	*	*	*	*	*	*	*	*	*	*	*	*	*	*	*	*	*	*	*
22/04/2020	12:00	*	*	*	*	*	*	*	*	*	*	*	*	*	*	*	*	*	*	*	*	*	*	*	*	*	*	*	*	*	*	*	*	*	*	*	*	*	*	*	*	*	*	*	*	*	*
22/04/2020	13:00	*	*	*	*	*	*	*	*	*	*	*	*	*	*	*	*	*	*	*	*	*	*	*	*	*	*	*	*	*	*	*	*	*	*	*	*	*	*	*	*	*	*	*	*	*	*
22/04/2020	14:00	*	*	*	*	*	*	*	*	*	*	*	*	*	*	*	*	*	*	*	*	*	*	*	*	*	*	*	*	*	*	*	*	*	*	*	*	*	*	*	*	*	*	*	*	*	*
22/04/2020	15:00	*	*	*	*	*	*	*	*	*	*	*	*	*	*	*	*	*	*	*	*	*	*	*	*	*	*	*	*	*	*	*	*	*	*	*	*	*	*	*	*	*	*	*	*	*	*
22/04/2020	16:00	*	*	*	*	*	*	*	*	*	*	*	*	*	*	*	*	*	*	*	*	*	*	*	*	*	*	*	*	*	*	*	*	*	*	*	*	*	*	*	*	*	*	*	*	*	*
22/04/2020	17:00	*	*	*	*	*	*	*	*	*	*	*	*	*	*	*	*	*	*	*	*	*	*	*	*	*	*	*	*	*	*	*	*	*	*	*	*	*	*	*	*	*	*	*	*	*	*
22/04/2020	18:00	*	*	*	*	*	*	*	*	*	*	*	*	*	*	*	*	*	*	*	*	*	*	*	*	*	*	*	*	*	*	*	*	*	*	*	*	*	*	*	*	*	*	*	*	*	*
22/04/2020	19:00	*	*	*	*	*	*	*	*	*	*	*	*	*	*	*	*	*	*	*	*	*	*	*	*	*	*	*	*	*	*	*	*	*	*	*	*	*	*	*	*	*	*	*	*	*	*
22/04/2020	20:00	*	*	*	*	*	*	*	*	*	*	*	*	*	*	*	*	*	*	*	*	*	*	*	*	*	*	*	*	*	*	*	*	*	*	*	*	*	*	*	*	*	*	*	*	*	*
22/04/2020	21:00	*	*	*	*	*	*	*	*	*	*	*	*	*	*	*	*	*	*	*	*	*	*	*	*	*	*	*	*	*	*	*	*	*	*	*	*	*	*	*	*	*	*	*	*	*	*
22/04/2020	22:00	*	*	*	*	*	*	*	*	*	*	*	*	*	*	*	*	*	*	*	*	*	*	*	*	*	*	*	*	*	*	*	*	*	*	*	*	*	*	*	*	*	*	*	*	*	*
22/04/2020	23:00	*	*	*	*	*	*	*	*	*	*	*	*	*	*	*	*	*	*	*	*	*	*	*	*	*	*	*	*	*	*	*	*	*	*	*	*	*	*	*	*	*	*	*	*	*	*
24 Hr Summary		0	0	0	0	0	0	0	0	0	0	0	0	0	0	0	0	0	0	0	0	0	0	0	0	0	0	0	0	0	0	0	0	0	0	0	0	0	0	0	0	0	*	*	*	*

Incoming Histogram
Alton Rd Facing Alton

from Sun-Mar-15-2020-05-00-AM to Sun-Aug-16-2020-02-59-PM

Date	Starting Hr:min	<5	5 to <10	10 to <15	15 to <20	20 to <25	25 to <30	30 to <35	35 to <40	40 to <45	45 to <50	50 to <55	55 to <60	60 to <65	65 to <70	70 to <75	75 to <80	80 to <85	85 to <90	90 to <95	95 to <100	100 to <105	105 to <110	110 to <115	115 to <120	120 to <125	125 to <130	130 to <135	135 to <140	140 to <145	145 to <150	150 to <155	155 to <160	160 to <165	165 to <170	170 to <175	175 to <180	180 to <185	185 to <190	190 to <195	195 to >200	Total Counts	85pct Speed	10MPH Pace	% in pace	# of Speeders	% Speeders
23/04/2020	00:00	*	*	*	*	*	*	*	*	*	*	*	*	*	*	*	*	*	*	*	*	*	*	*	*	*	*	*	*	*	*	*	*	*	*	*	*	*	*	*	*	*	*	*	*	*	*
23/04/2020	01:00	*	*	*	*	*	*	*	*	*	*	*	*	*	*	*	*	*	*	*	*	*	*	*	*	*	*	*	*	*	*	*	*	*	*	*	*	*	*	*	*	*	*	*	*	*	*
23/04/2020	02:00	*	*	*	*	*	*	*	*	*	*	*	*	*	*	*	*	*	*	*	*	*	*	*	*	*	*	*	*	*	*	*	*	*	*	*	*	*	*	*	*	*	*	*	*	*	*
23/04/2020	03:00	*	*	*	*	*	*	*	*	*	*	*	*	*	*	*	*	*	*	*	*	*	*	*	*	*	*	*	*	*	*	*	*	*	*	*	*	*	*	*	*	*	*	*	*	*	*
23/04/2020	04:00	*	*	*	*	*	*	*	*	*	*	*	*	*	*	*	*	*	*	*	*	*	*	*	*	*	*	*	*	*	*	*	*	*	*	*	*	*	*	*	*	*	*	*	*	*	*
23/04/2020	05:00	*	*	*	*	*	*	*	*	*	*	*	*	*	*	*	*	*	*	*	*	*	*	*	*	*	*	*	*	*	*	*	*	*	*	*	*	*	*	*	*	*	*	*	*	*	*
23/04/2020	06:00	*	*	*	*	*	*	*	*	*	*	*	*	*	*	*	*	*	*	*	*	*	*	*	*	*	*	*	*	*	*	*	*	*	*	*	*	*	*	*	*	*	*	*	*	*	*
23/04/2020	07:00	*	*	*	*	*	*	*	*	*	*	*	*	*	*	*	*	*	*	*	*	*	*	*	*	*	*	*	*	*	*	*	*	*	*	*	*	*	*	*	*	*	*	*	*	*	*
23/04/2020	08:00	*	*	*	*	*	*	*	*	*	*	*	*	*	*	*	*	*	*	*	*	*	*	*	*	*	*	*	*	*	*	*	*	*	*	*	*	*	*	*	*	*	*	*	*	*	*
23/04/2020	09:00	*	*	*	*	*	*	*	*	*	*	*	*	*	*	*	*	*	*	*	*	*	*	*	*	*	*	*	*	*	*	*	*	*	*	*	*	*	*	*	*	*	*	*	*	*	*
23/04/2020	10:00	*	*	*	*	*	*	*	*	*	*	*	*	*	*	*	*	*	*	*	*	*	*	*	*	*	*	*	*	*	*	*	*	*	*	*	*	*	*	*	*	*	*	*	*	*	*
23/04/2020	11:00	*	*	*	*	*	*	*	*	*	*	*	*	*	*	*	*	*	*	*	*	*	*	*	*	*	*	*	*	*	*	*	*	*	*	*	*	*	*	*	*	*	*	*	*	*	*
23/04/2020	12:00	*	*	*	*	*	*	*	*	*	*	*	*	*	*	*	*	*	*	*	*	*	*	*	*	*	*	*	*	*	*	*	*	*	*	*	*	*	*	*	*	*	*	*	*	*	*
23/04/2020	13:00	*	*	*	*	*	*	*	*	*	*	*	*	*	*	*	*	*	*	*	*	*	*	*	*	*	*	*	*	*	*	*	*	*	*	*	*	*	*	*	*	*	*	*	*	*	*
23/04/2020	14:00	*	*	*	*	*	*	*	*	*	*	*	*	*	*	*	*	*	*	*	*	*	*	*	*	*	*	*	*	*	*	*	*	*	*	*	*	*	*	*	*	*	*	*	*	*	*
23/04/2020	15:00	*	*	*	*	*	*	*	*	*	*	*	*	*	*	*	*	*	*	*	*	*	*	*	*	*	*	*	*	*	*	*	*	*	*	*	*	*	*	*	*	*	*	*	*	*	*
23/04/2020	16:00	*	*	*	*	*	*	*	*	*	*	*	*	*	*	*	*	*	*	*	*	*	*	*	*	*	*	*	*	*	*	*	*	*	*	*	*	*	*	*	*	*	*	*	*	*	*
23/04/2020	17:00	*	*	*	*	*	*	*	*	*	*	*	*	*	*	*	*	*	*	*	*	*	*	*	*	*	*	*	*	*	*	*	*	*	*	*	*	*	*	*	*	*	*	*	*	*	*
23/04/2020	18:00	*	*	*	*	*	*	*	*	*	*	*	*	*	*	*	*	*	*	*	*	*	*	*	*	*	*	*	*	*	*	*	*	*	*	*	*	*	*	*	*	*	*	*	*	*	*
23/04/2020	19:00	*	*	*	*	*	*	*	*	*	*	*	*	*	*	*	*	*	*	*	*	*	*	*	*	*	*	*	*	*	*	*	*	*	*	*	*	*	*	*	*	*	*	*	*	*	*
23/04/2020	20:00	*	*	*	*	*	*	*	*	*	*	*	*	*	*	*	*	*	*	*	*	*	*	*	*	*	*	*	*	*	*	*	*	*	*	*	*	*	*	*	*	*	*	*	*	*	*
23/04/2020	21:00	*	*	*	*	*	*	*	*	*	*	*	*	*	*	*	*	*	*	*	*	*	*	*	*	*	*	*	*	*	*	*	*	*	*	*	*	*	*	*	*	*	*	*	*	*	*
23/04/2020	22:00	*	*	*	*	*	*	*	*	*	*	*	*	*	*	*	*	*	*	*	*	*	*	*	*	*	*	*	*	*	*	*	*	*	*	*	*	*	*	*	*	*	*	*	*	*	*
23/04/2020	23:00	*	*	*	*	*	*	*	*	*	*	*	*	*	*	*	*	*	*	*	*	*	*	*	*	*	*	*	*	*	*	*	*	*	*	*	*	*	*	*	*	*	*	*	*	*	*
24 Hr Summary		0	0	0	0	0	0	0	0	0	0	0	0	0	0	0	0	0	0	0	0	0	0	0	0	0	0	0	0	0	0	0	0	0	0	0	0	0	0	0	0	0	*	*	*	*

Incoming Histogram
Alton Rd Facing Alton

from Sun-Mar-15-2020-05-00-AM to Sun-Aug-16-2020-02-59-PM

Date	Starting Hr:min	<5	5 to <10	10 to <15	15 to <20	20 to <25	25 to <30	30 to <35	35 to <40	40 to <45	45 to <50	50 to <55	55 to <60	60 to <65	65 to <70	70 to <75	75 to <80	80 to <85	85 to <90	90 to <95	95 to <100	100 to <105	105 to <110	110 to <115	115 to <120	120 to <125	125 to <130	130 to <135	135 to <140	140 to <145	145 to <150	150 to <155	155 to <160	160 to <165	165 to <170	170 to <175	175 to <180	180 to <185	185 to <190	190 to <195	195 to >200	Total Counts	85pct Speed	10MPH Pace	% in pace	# of Speeders	% Speeders
24/04/2020	00:00	*	*	*	*	*	*	*	*	*	*	*	*	*	*	*	*	*	*	*	*	*	*	*	*	*	*	*	*	*	*	*	*	*	*	*	*	*	*	*	*	*	*	*	*	*	*
24/04/2020	01:00	*	*	*	*	*	*	*	*	*	*	*	*	*	*	*	*	*	*	*	*	*	*	*	*	*	*	*	*	*	*	*	*	*	*	*	*	*	*	*	*	*	*	*	*	*	*
24/04/2020	02:00	*	*	*	*	*	*	*	*	*	*	*	*	*	*	*	*	*	*	*	*	*	*	*	*	*	*	*	*	*	*	*	*	*	*	*	*	*	*	*	*	*	*	*	*	*	*
24/04/2020	03:00	*	*	*	*	*	*	*	*	*	*	*	*	*	*	*	*	*	*	*	*	*	*	*	*	*	*	*	*	*	*	*	*	*	*	*	*	*	*	*	*	*	*	*	*	*	*
24/04/2020	04:00	*	*	*	*	*	*	*	*	*	*	*	*	*	*	*	*	*	*	*	*	*	*	*	*	*	*	*	*	*	*	*	*	*	*	*	*	*	*	*	*	*	*	*	*	*	*
24/04/2020	05:00	*	*	*	*	*	*	*	*	*	*	*	*	*	*	*	*	*	*	*	*	*	*	*	*	*	*	*	*	*	*	*	*	*	*	*	*	*	*	*	*	*	*	*	*	*	*
24/04/2020	06:00	*	*	*	*	*	*	*	*	*	*	*	*	*	*	*	*	*	*	*	*	*	*	*	*	*	*	*	*	*	*	*	*	*	*	*	*	*	*	*	*	*	*	*	*	*	*
24/04/2020	07:00	*	*	*	*	*	*	*	*	*	*	*	*	*	*	*	*	*	*	*	*	*	*	*	*	*	*	*	*	*	*	*	*	*	*	*	*	*	*	*	*	*	*	*	*	*	*
24/04/2020	08:00	*	*	*	*	*	*	*	*	*	*	*	*	*	*	*	*	*	*	*	*	*	*	*	*	*	*	*	*	*	*	*	*	*	*	*	*	*	*	*	*	*	*	*	*	*	*
24/04/2020	09:00	*	*	*	*	*	*	*	*	*	*	*	*	*	*	*	*	*	*	*	*	*	*	*	*	*	*	*	*	*	*	*	*	*	*	*	*	*	*	*	*	*	*	*	*	*	*
24/04/2020	10:00	*	*	*	*	*	*	*	*	*	*	*	*	*	*	*	*	*	*	*	*	*	*	*	*	*	*	*	*	*	*	*	*	*	*	*	*	*	*	*	*	*	*	*	*	*	*
24/04/2020	11:00	*	*	*	*	*	*	*	*	*	*	*	*	*	*	*	*	*	*	*	*	*	*	*	*	*	*	*	*	*	*	*	*	*	*	*	*	*	*	*	*	*	*	*	*	*	*
24/04/2020	12:00	*	*	*	*	*	*	*	*	*	*	*	*	*	*	*	*	*	*	*	*	*	*	*	*	*	*	*	*	*	*	*	*	*	*	*	*	*	*	*	*	*	*	*	*	*	*
24/04/2020	13:00	*	*	*	*	*	*	*	*	*	*	*	*	*	*	*	*	*	*	*	*	*	*	*	*	*	*	*	*	*	*	*	*	*	*	*	*	*	*	*	*	*	*	*	*	*	*
24/04/2020	14:00	*	*	*	*	*	*	*	*	*	*	*	*	*	*	*	*	*	*	*	*	*	*	*	*	*	*	*	*	*	*	*	*	*	*	*	*	*	*	*	*	*	*	*	*	*	*
24/04/2020	15:00	*	*	*	*	*	*	*	*	*	*	*	*	*	*	*	*	*	*	*	*	*	*	*	*	*	*	*	*	*	*	*	*	*	*	*	*	*	*	*	*	*	*	*	*	*	*
24/04/2020	16:00	*	*	*	*	*	*	*	*	*	*	*	*	*	*	*	*	*	*	*	*	*	*	*	*	*	*	*	*	*	*	*	*	*	*	*	*	*	*	*	*	*	*	*	*	*	*
24/04/2020	17:00	*	*	*	*	*	*	*	*	*	*	*	*	*	*	*	*	*	*	*	*	*	*	*	*	*	*	*	*	*	*	*	*	*	*	*	*	*	*	*	*	*	*	*	*	*	*
24/04/2020	18:00	*	*	*	*	*	*	*	*	*	*	*	*	*	*	*	*	*	*	*	*	*	*	*	*	*	*	*	*	*	*	*	*	*	*	*	*	*	*	*	*	*	*	*	*	*	*
24/04/2020	19:00	*	*	*	*	*	*	*	*	*	*	*	*	*	*	*	*	*	*	*	*	*	*	*	*	*	*	*	*	*	*	*	*	*	*	*	*	*	*	*	*	*	*	*	*	*	*
24/04/2020	20:00	*	*	*	*	*	*	*	*	*	*	*	*	*	*	*	*	*	*	*	*	*	*	*	*	*	*	*	*	*	*	*	*	*	*	*	*	*	*	*	*	*	*	*	*	*	*
24/04/2020	21:00	*	*	*	*	*	*	*	*	*	*	*	*	*	*	*	*	*	*	*	*	*	*	*	*	*	*	*	*	*	*	*	*	*	*	*	*	*	*	*	*	*	*	*	*	*	*
24/04/2020	22:00	*	*	*	*	*	*	*	*	*	*	*	*	*	*	*	*	*	*	*	*	*	*	*	*	*	*	*	*	*	*	*	*	*	*	*	*	*	*	*	*	*	*	*	*	*	*
24/04/2020	23:00	*	*	*	*	*	*	*	*	*	*	*	*	*	*	*	*	*	*	*	*	*	*	*	*	*	*	*	*	*	*	*	*	*	*	*	*	*	*	*	*	*	*	*	*	*	*
24 Hr Summary		0	0	0	0	0	0	0	0	0	0	0	0	0	0	0	0	0	0	0	0	0	0	0	0	0	0	0	0	0	0	0	0	0	0	0	0	0	0	0	0	*	*	*	*

Incoming Histogram
Alton Rd Facing Alton

from Sun-Mar-15-2020-05-00-AM to Sun-Aug-16-2020-02-59-PM

Date	Starting Hr:min	<5	5 to <10	10 to <15	15 to <20	20 to <25	25 to <30	30 to <35	35 to <40	40 to <45	45 to <50	50 to <55	55 to <60	60 to <65	65 to <70	70 to <75	75 to <80	80 to <85	85 to <90	90 to <95	95 to <100	100 to <105	105 to <110	110 to <115	115 to <120	120 to <125	125 to <130	130 to <135	135 to <140	140 to <145	145 to <150	150 to <155	155 to <160	160 to <165	165 to <170	170 to <175	175 to <180	180 to <185	185 to <190	190 to <195	195 to >200	Total Counts	85pct Speed	10MPH Pace	% in pace	# of Speeders	% Speeders
25/04/2020	00:00	*	*	*	*	*	*	*	*	*	*	*	*	*	*	*	*	*	*	*	*	*	*	*	*	*	*	*	*	*	*	*	*	*	*	*	*	*	*	*	*	*	*	*	*	*	*
25/04/2020	01:00	*	*	*	*	*	*	*	*	*	*	*	*	*	*	*	*	*	*	*	*	*	*	*	*	*	*	*	*	*	*	*	*	*	*	*	*	*	*	*	*	*	*	*	*	*	*
25/04/2020	02:00	*	*	*	*	*	*	*	*	*	*	*	*	*	*	*	*	*	*	*	*	*	*	*	*	*	*	*	*	*	*	*	*	*	*	*	*	*	*	*	*	*	*	*	*	*	*
25/04/2020	03:00	*	*	*	*	*	*	*	*	*	*	*	*	*	*	*	*	*	*	*	*	*	*	*	*	*	*	*	*	*	*	*	*	*	*	*	*	*	*	*	*	*	*	*	*	*	*
25/04/2020	04:00	*	*	*	*	*	*	*	*	*	*	*	*	*	*	*	*	*	*	*	*	*	*	*	*	*	*	*	*	*	*	*	*	*	*	*	*	*	*	*	*	*	*	*	*	*	*
25/04/2020	05:00	*	*	*	*	*	*	*	*	*	*	*	*	*	*	*	*	*	*	*	*	*	*	*	*	*	*	*	*	*	*	*	*	*	*	*	*	*	*	*	*	*	*	*	*	*	*
25/04/2020	06:00	*	*	*	*	*	*	*	*	*	*	*	*	*	*	*	*	*	*	*	*	*	*	*	*	*	*	*	*	*	*	*	*	*	*	*	*	*	*	*	*	*	*	*	*	*	*
25/04/2020	07:00	*	*	*	*	*	*	*	*	*	*	*	*	*	*	*	*	*	*	*	*	*	*	*	*	*	*	*	*	*	*	*	*	*	*	*	*	*	*	*	*	*	*	*	*	*	*
25/04/2020	08:00	*	*	*	*	*	*	*	*	*	*	*	*	*	*	*	*	*	*	*	*	*	*	*	*	*	*	*	*	*	*	*	*	*	*	*	*	*	*	*	*	*	*	*	*	*	*
25/04/2020	09:00	*	*	*	*	*	*	*	*	*	*	*	*	*	*	*	*	*	*	*	*	*	*	*	*	*	*	*	*	*	*	*	*	*	*	*	*	*	*	*	*	*	*	*	*	*	*
25/04/2020	10:00	*	*	*	*	*	*	*	*	*	*	*	*	*	*	*	*	*	*	*	*	*	*	*	*	*	*	*	*	*	*	*	*	*	*	*	*	*	*	*	*	*	*	*	*	*	*
25/04/2020	11:00	*	*	*	*	*	*	*	*	*	*	*	*	*	*	*	*	*	*	*	*	*	*	*	*	*	*	*	*	*	*	*	*	*	*	*	*	*	*	*	*	*	*	*	*	*	*
25/04/2020	12:00	*	*	*	*	*	*	*	*	*	*	*	*	*	*	*	*	*	*	*	*	*	*	*	*	*	*	*	*	*	*	*	*	*	*	*	*	*	*	*	*	*	*	*	*	*	*
25/04/2020	13:00	*	*	*	*	*	*	*	*	*	*	*	*	*	*	*	*	*	*	*	*	*	*	*	*	*	*	*	*	*	*	*	*	*	*	*	*	*	*	*	*	*	*	*	*	*	*
25/04/2020	14:00	*	*	*	*	*	*	*	*	*	*	*	*	*	*	*	*	*	*	*	*	*	*	*	*	*	*	*	*	*	*	*	*	*	*	*	*	*	*	*	*	*	*	*	*	*	*
25/04/2020	15:00	*	*	*	*	*	*	*	*	*	*	*	*	*	*	*	*	*	*	*	*	*	*	*	*	*	*	*	*	*	*	*	*	*	*	*	*	*	*	*	*	*	*	*	*	*	*
25/04/2020	16:00	*	*	*	*	*	*	*	*	*	*	*	*	*	*	*	*	*	*	*	*	*	*	*	*	*	*	*	*	*	*	*	*	*	*	*	*	*	*	*	*	*	*	*	*	*	*
25/04/2020	17:00	*	*	*	*	*	*	*	*	*	*	*	*	*	*	*	*	*	*	*	*	*	*	*	*	*	*	*	*	*	*	*	*	*	*	*	*	*	*	*	*	*	*	*	*	*	*
25/04/2020	18:00	*	*	*	*	*	*	*	*	*	*	*	*	*	*	*	*	*	*	*	*	*	*	*	*	*	*	*	*	*	*	*	*	*	*	*	*	*	*	*	*	*	*	*	*	*	*
25/04/2020	19:00	*	*	*	*	*	*	*	*	*	*	*	*	*	*	*	*	*	*	*	*	*	*	*	*	*	*	*	*	*	*	*	*	*	*	*	*	*	*	*	*	*	*	*	*	*	*
25/04/2020	20:00	*	*	*	*	*	*	*	*	*	*	*	*	*	*	*	*	*	*	*	*	*	*	*	*	*	*	*	*	*	*	*	*	*	*	*	*	*	*	*	*	*	*	*	*	*	*
25/04/2020	21:00	*	*	*	*	*	*	*	*	*	*	*	*	*	*	*	*	*	*	*	*	*	*	*	*	*	*	*	*	*	*	*	*	*	*	*	*	*	*	*	*	*	*	*	*	*	*
25/04/2020	22:00	*	*	*	*	*	*	*	*	*	*	*	*	*	*	*	*	*	*	*	*	*	*	*	*	*	*	*	*	*	*	*	*	*	*	*	*	*	*	*	*	*	*	*	*	*	*
25/04/2020	23:00	*	*	*	*	*	*	*	*	*	*	*	*	*	*	*	*	*	*	*	*	*	*	*	*	*	*	*	*	*	*	*	*	*	*	*	*	*	*	*	*	*	*	*	*	*	*
24 Hr Summary		0	0	0	0	0	0	0	0	0	0	0	0	0	0	0	0	0	0	0	0	0	0	0	0	0	0	0	0	0	0	0	0	0	0	0	0	0	0	0	0	0	*	*	*	*

Incoming Histogram
Alton Rd Facing Alton

from Sun-Mar-15-2020-05-00-AM to Sun-Aug-16-2020-02-59-PM

Date	Starting Hr:min	<5	5 to <10	10 to <15	15 to <20	20 to <25	25 to <30	30 to <35	35 to <40	40 to <45	45 to <50	50 to <55	55 to <60	60 to <65	65 to <70	70 to <75	75 to <80	80 to <85	85 to <90	90 to <95	95 to <100	100 to <105	105 to <110	110 to <115	115 to <120	120 to <125	125 to <130	130 to <135	135 to <140	140 to <145	145 to <150	150 to <155	155 to <160	160 to <165	165 to <170	170 to <175	175 to <180	180 to <185	185 to <190	190 to <195	195 to >200	Total Counts	85pct Speed	10MPH Pace	% in pace	# of Speeders	% Speeders
26/04/2020	00:00	*	*	*	*	*	*	*	*	*	*	*	*	*	*	*	*	*	*	*	*	*	*	*	*	*	*	*	*	*	*	*	*	*	*	*	*	*	*	*	*	*	*	*	*	*	*
26/04/2020	01:00	*	*	*	*	*	*	*	*	*	*	*	*	*	*	*	*	*	*	*	*	*	*	*	*	*	*	*	*	*	*	*	*	*	*	*	*	*	*	*	*	*	*	*	*	*	*
26/04/2020	02:00	*	*	*	*	*	*	*	*	*	*	*	*	*	*	*	*	*	*	*	*	*	*	*	*	*	*	*	*	*	*	*	*	*	*	*	*	*	*	*	*	*	*	*	*	*	*
26/04/2020	03:00	*	*	*	*	*	*	*	*	*	*	*	*	*	*	*	*	*	*	*	*	*	*	*	*	*	*	*	*	*	*	*	*	*	*	*	*	*	*	*	*	*	*	*	*	*	*
26/04/2020	04:00	*	*	*	*	*	*	*	*	*	*	*	*	*	*	*	*	*	*	*	*	*	*	*	*	*	*	*	*	*	*	*	*	*	*	*	*	*	*	*	*	*	*	*	*	*	*
26/04/2020	05:00	*	*	*	*	*	*	*	*	*	*	*	*	*	*	*	*	*	*	*	*	*	*	*	*	*	*	*	*	*	*	*	*	*	*	*	*	*	*	*	*	*	*	*	*	*	*
26/04/2020	06:00	*	*	*	*	*	*	*	*	*	*	*	*	*	*	*	*	*	*	*	*	*	*	*	*	*	*	*	*	*	*	*	*	*	*	*	*	*	*	*	*	*	*	*	*	*	*
26/04/2020	07:00	*	*	*	*	*	*	*	*	*	*	*	*	*	*	*	*	*	*	*	*	*	*	*	*	*	*	*	*	*	*	*	*	*	*	*	*	*	*	*	*	*	*	*	*	*	*
26/04/2020	08:00	*	*	*	*	*	*	*	*	*	*	*	*	*	*	*	*	*	*	*	*	*	*	*	*	*	*	*	*	*	*	*	*	*	*	*	*	*	*	*	*	*	*	*	*	*	*
26/04/2020	09:00	*	*	*	*	*	*	*	*	*	*	*	*	*	*	*	*	*	*	*	*	*	*	*	*	*	*	*	*	*	*	*	*	*	*	*	*	*	*	*	*	*	*	*	*	*	*
26/04/2020	10:00	*	*	*	*	*	*	*	*	*	*	*	*	*	*	*	*	*	*	*	*	*	*	*	*	*	*	*	*	*	*	*	*	*	*	*	*	*	*	*	*	*	*	*	*	*	*
26/04/2020	11:00	*	*	*	*	*	*	*	*	*	*	*	*	*	*	*	*	*	*	*	*	*	*	*	*	*	*	*	*	*	*	*	*	*	*	*	*	*	*	*	*	*	*	*	*	*	*
26/04/2020	12:00	*	*	*	*	*	*	*	*	*	*	*	*	*	*	*	*	*	*	*	*	*	*	*	*	*	*	*	*	*	*	*	*	*	*	*	*	*	*	*	*	*	*	*	*	*	*
26/04/2020	13:00	*	*	*	*	*	*	*	*	*	*	*	*	*	*	*	*	*	*	*	*	*	*	*	*	*	*	*	*	*	*	*	*	*	*	*	*	*	*	*	*	*	*	*	*	*	*
26/04/2020	14:00	*	*	*	*	*	*	*	*	*	*	*	*	*	*	*	*	*	*	*	*	*	*	*	*	*	*	*	*	*	*	*	*	*	*	*	*	*	*	*	*	*	*	*	*	*	*
26/04/2020	15:00	*	*	*	*	*	*	*	*	*	*	*	*	*	*	*	*	*	*	*	*	*	*	*	*	*	*	*	*	*	*	*	*	*	*	*	*	*	*	*	*	*	*	*	*	*	*
26/04/2020	16:00	*	*	*	*	*	*	*	*	*	*	*	*	*	*	*	*	*	*	*	*	*	*	*	*	*	*	*	*	*	*	*	*	*	*	*	*	*	*	*	*	*	*	*	*	*	*
26/04/2020	17:00	*	*	*	*	*	*	*	*	*	*	*	*	*	*	*	*	*	*	*	*	*	*	*	*	*	*	*	*	*	*	*	*	*	*	*	*	*	*	*	*	*	*	*	*	*	*
26/04/2020	18:00	*	*	*	*	*	*	*	*	*	*	*	*	*	*	*	*	*	*	*	*	*	*	*	*	*	*	*	*	*	*	*	*	*	*	*	*	*	*	*	*	*	*	*	*	*	*
26/04/2020	19:00	*	*	*	*	*	*	*	*	*	*	*	*	*	*	*	*	*	*	*	*	*	*	*	*	*	*	*	*	*	*	*	*	*	*	*	*	*	*	*	*	*	*	*	*	*	*
26/04/2020	20:00	*	*	*	*	*	*	*	*	*	*	*	*	*	*	*	*	*	*	*	*	*	*	*	*	*	*	*	*	*	*	*	*	*	*	*	*	*	*	*	*	*	*	*	*	*	*
26/04/2020	21:00	*	*	*	*	*	*	*	*	*	*	*	*	*	*	*	*	*	*	*	*	*	*	*	*	*	*	*	*	*	*	*	*	*	*	*	*	*	*	*	*	*	*	*	*	*	*
26/04/2020	22:00	*	*	*	*	*	*	*	*	*	*	*	*	*	*	*	*	*	*	*	*	*	*	*	*	*	*	*	*	*	*	*	*	*	*	*	*	*	*	*	*	*	*	*	*	*	*
26/04/2020	23:00	*	*	*	*	*	*	*	*	*	*	*	*	*	*	*	*	*	*	*	*	*	*	*	*	*	*	*	*	*	*	*	*	*	*	*	*	*	*	*	*	*	*	*	*	*	*
24 Hr Summary		0	0	0	0	0	0	0	0	0	0	0	0	0	0	0	0	0	0	0	0	0	0	0	0	0	0	0	0	0	0	0	0	0	0	0	0	0	0	0	0	*	*	*	*	*

Incoming Histogram
Alton Rd Facing Alton

from Sun-Mar-15-2020-05-00-AM to Sun-Aug-16-2020-02-59-PM

Date	Starting Hr:min	<5	5 to <10	10 to <15	15 to <20	20 to <25	25 to <30	30 to <35	35 to <40	40 to <45	45 to <50	50 to <55	55 to <60	60 to <65	65 to <70	70 to <75	75 to <80	80 to <85	85 to <90	90 to <95	95 to <100	100 to <105	105 to <110	110 to <115	115 to <120	120 to <125	125 to <130	130 to <135	135 to <140	140 to <145	145 to <150	150 to <155	155 to <160	160 to <165	165 to <170	170 to <175	175 to <180	180 to <185	185 to <190	190 to <195	195 to >200	Total Counts	85pct Speed	10MPH Pace	% in pace	# of Speeders	% Speeders
27/04/2020	00:00	*	*	*	*	*	*	*	*	*	*	*	*	*	*	*	*	*	*	*	*	*	*	*	*	*	*	*	*	*	*	*	*	*	*	*	*	*	*	*	*	*	*	*	*	*	*
27/04/2020	01:00	*	*	*	*	*	*	*	*	*	*	*	*	*	*	*	*	*	*	*	*	*	*	*	*	*	*	*	*	*	*	*	*	*	*	*	*	*	*	*	*	*	*	*	*	*	*
27/04/2020	02:00	*	*	*	*	*	*	*	*	*	*	*	*	*	*	*	*	*	*	*	*	*	*	*	*	*	*	*	*	*	*	*	*	*	*	*	*	*	*	*	*	*	*	*	*	*	*
27/04/2020	03:00	*	*	*	*	*	*	*	*	*	*	*	*	*	*	*	*	*	*	*	*	*	*	*	*	*	*	*	*	*	*	*	*	*	*	*	*	*	*	*	*	*	*	*	*	*	*
27/04/2020	04:00	*	*	*	*	*	*	*	*	*	*	*	*	*	*	*	*	*	*	*	*	*	*	*	*	*	*	*	*	*	*	*	*	*	*	*	*	*	*	*	*	*	*	*	*	*	*
27/04/2020	05:00	*	*	*	*	*	*	*	*	*	*	*	*	*	*	*	*	*	*	*	*	*	*	*	*	*	*	*	*	*	*	*	*	*	*	*	*	*	*	*	*	*	*	*	*	*	*
27/04/2020	06:00	*	*	*	*	*	*	*	*	*	*	*	*	*	*	*	*	*	*	*	*	*	*	*	*	*	*	*	*	*	*	*	*	*	*	*	*	*	*	*	*	*	*	*	*	*	*
27/04/2020	07:00	*	*	*	*	*	*	*	*	*	*	*	*	*	*	*	*	*	*	*	*	*	*	*	*	*	*	*	*	*	*	*	*	*	*	*	*	*	*	*	*	*	*	*	*	*	*
27/04/2020	08:00	*	*	*	*	*	*	*	*	*	*	*	*	*	*	*	*	*	*	*	*	*	*	*	*	*	*	*	*	*	*	*	*	*	*	*	*	*	*	*	*	*	*	*	*	*	*
27/04/2020	09:00	*	*	*	*	*	*	*	*	*	*	*	*	*	*	*	*	*	*	*	*	*	*	*	*	*	*	*	*	*	*	*	*	*	*	*	*	*	*	*	*	*	*	*	*	*	*
27/04/2020	10:00	*	*	*	*	*	*	*	*	*	*	*	*	*	*	*	*	*	*	*	*	*	*	*	*	*	*	*	*	*	*	*	*	*	*	*	*	*	*	*	*	*	*	*	*	*	*
27/04/2020	11:00	*	*	*	*	*	*	*	*	*	*	*	*	*	*	*	*	*	*	*	*	*	*	*	*	*	*	*	*	*	*	*	*	*	*	*	*	*	*	*	*	*	*	*	*	*	*
27/04/2020	12:00	*	*	*	*	*	*	*	*	*	*	*	*	*	*	*	*	*	*	*	*	*	*	*	*	*	*	*	*	*	*	*	*	*	*	*	*	*	*	*	*	*	*	*	*	*	*
27/04/2020	13:00	*	*	*	*	*	*	*	*	*	*	*	*	*	*	*	*	*	*	*	*	*	*	*	*	*	*	*	*	*	*	*	*	*	*	*	*	*	*	*	*	*	*	*	*	*	*
27/04/2020	14:00	*	*	*	*	*	*	*	*	*	*	*	*	*	*	*	*	*	*	*	*	*	*	*	*	*	*	*	*	*	*	*	*	*	*	*	*	*	*	*	*	*	*	*	*	*	*
27/04/2020	15:00	*	*	*	*	*	*	*	*	*	*	*	*	*	*	*	*	*	*	*	*	*	*	*	*	*	*	*	*	*	*	*	*	*	*	*	*	*	*	*	*	*	*	*	*	*	*
27/04/2020	16:00	*	*	*	*	*	*	*	*	*	*	*	*	*	*	*	*	*	*	*	*	*	*	*	*	*	*	*	*	*	*	*	*	*	*	*	*	*	*	*	*	*	*	*	*	*	*
27/04/2020	17:00	*	*	*	*	*	*	*	*	*	*	*	*	*	*	*	*	*	*	*	*	*	*	*	*	*	*	*	*	*	*	*	*	*	*	*	*	*	*	*	*	*	*	*	*	*	*
27/04/2020	18:00	*	*	*	*	*	*	*	*	*	*	*	*	*	*	*	*	*	*	*	*	*	*	*	*	*	*	*	*	*	*	*	*	*	*	*	*	*	*	*	*	*	*	*	*	*	*
27/04/2020	19:00	*	*	*	*	*	*	*	*	*	*	*	*	*	*	*	*	*	*	*	*	*	*	*	*	*	*	*	*	*	*	*	*	*	*	*	*	*	*	*	*	*	*	*	*	*	*
27/04/2020	20:00	*	*	*	*	*	*	*	*	*	*	*	*	*	*	*	*	*	*	*	*	*	*	*	*	*	*	*	*	*	*	*	*	*	*	*	*	*	*	*	*	*	*	*	*	*	*
27/04/2020	21:00	*	*	*	*	*	*	*	*	*	*	*	*	*	*	*	*	*	*	*	*	*	*	*	*	*	*	*	*	*	*	*	*	*	*	*	*	*	*	*	*	*	*	*	*	*	*
27/04/2020	22:00	*	*	*	*	*	*	*	*	*	*	*	*	*	*	*	*	*	*	*	*	*	*	*	*	*	*	*	*	*	*	*	*	*	*	*	*	*	*	*	*	*	*	*	*	*	*
27/04/2020	23:00	*	*	*	*	*	*	*	*	*	*	*	*	*	*	*	*	*	*	*	*	*	*	*	*	*	*	*	*	*	*	*	*	*	*	*	*	*	*	*	*	*	*	*	*	*	*
24 Hr Summary		0	0	0	0	0	0	0	0	0	0	0	0	0	0	0	0	0	0	0	0	0	0	0	0	0	0	0	0	0	0	0	0	0	0	0	0	0	0	0	0	0	*	*	*	*

Incoming Histogram
Alton Rd Facing Alton

from Sun-Mar-15-2020-05-00-AM to Sun-Aug-16-2020-02-59-PM

Date	Starting Hr:min	<5	5 to <10	10 to <15	15 to <20	20 to <25	25 to <30	30 to <35	35 to <40	40 to <45	45 to <50	50 to <55	55 to <60	60 to <65	65 to <70	70 to <75	75 to <80	80 to <85	85 to <90	90 to <95	95 to <100	100 to <105	105 to <110	110 to <115	115 to <120	120 to <125	125 to <130	130 to <135	135 to <140	140 to <145	145 to <150	150 to <155	155 to <160	160 to <165	165 to <170	170 to <175	175 to <180	180 to <185	185 to <190	190 to <195	195 to >200	Total Counts	85pct Speed	10MPH Pace	% in pace	# of Speeders	% Speeders
28/04/2020	00:00	*	*	*	*	*	*	*	*	*	*	*	*	*	*	*	*	*	*	*	*	*	*	*	*	*	*	*	*	*	*	*	*	*	*	*	*	*	*	*	*	*	*	*	*	*	*
28/04/2020	01:00	*	*	*	*	*	*	*	*	*	*	*	*	*	*	*	*	*	*	*	*	*	*	*	*	*	*	*	*	*	*	*	*	*	*	*	*	*	*	*	*	*	*	*	*	*	*
28/04/2020	02:00	*	*	*	*	*	*	*	*	*	*	*	*	*	*	*	*	*	*	*	*	*	*	*	*	*	*	*	*	*	*	*	*	*	*	*	*	*	*	*	*	*	*	*	*	*	*
28/04/2020	03:00	*	*	*	*	*	*	*	*	*	*	*	*	*	*	*	*	*	*	*	*	*	*	*	*	*	*	*	*	*	*	*	*	*	*	*	*	*	*	*	*	*	*	*	*	*	*
28/04/2020	04:00	*	*	*	*	*	*	*	*	*	*	*	*	*	*	*	*	*	*	*	*	*	*	*	*	*	*	*	*	*	*	*	*	*	*	*	*	*	*	*	*	*	*	*	*	*	*
28/04/2020	05:00	*	*	*	*	*	*	*	*	*	*	*	*	*	*	*	*	*	*	*	*	*	*	*	*	*	*	*	*	*	*	*	*	*	*	*	*	*	*	*	*	*	*	*	*	*	*
28/04/2020	06:00	*	*	*	*	*	*	*	*	*	*	*	*	*	*	*	*	*	*	*	*	*	*	*	*	*	*	*	*	*	*	*	*	*	*	*	*	*	*	*	*	*	*	*	*	*	*
28/04/2020	07:00	*	*	*	*	*	*	*	*	*	*	*	*	*	*	*	*	*	*	*	*	*	*	*	*	*	*	*	*	*	*	*	*	*	*	*	*	*	*	*	*	*	*	*	*	*	*
28/04/2020	08:00	*	*	*	*	*	*	*	*	*	*	*	*	*	*	*	*	*	*	*	*	*	*	*	*	*	*	*	*	*	*	*	*	*	*	*	*	*	*	*	*	*	*	*	*	*	*
28/04/2020	09:00	*	*	*	*	*	*	*	*	*	*	*	*	*	*	*	*	*	*	*	*	*	*	*	*	*	*	*	*	*	*	*	*	*	*	*	*	*	*	*	*	*	*	*	*	*	*
28/04/2020	10:00	*	*	*	*	*	*	*	*	*	*	*	*	*	*	*	*	*	*	*	*	*	*	*	*	*	*	*	*	*	*	*	*	*	*	*	*	*	*	*	*	*	*	*	*	*	*
28/04/2020	11:00	*	*	*	*	*	*	*	*	*	*	*	*	*	*	*	*	*	*	*	*	*	*	*	*	*	*	*	*	*	*	*	*	*	*	*	*	*	*	*	*	*	*	*	*	*	*
28/04/2020	12:00	*	*	*	*	*	*	*	*	*	*	*	*	*	*	*	*	*	*	*	*	*	*	*	*	*	*	*	*	*	*	*	*	*	*	*	*	*	*	*	*	*	*	*	*	*	*
28/04/2020	13:00	*	*	*	*	*	*	*	*	*	*	*	*	*	*	*	*	*	*	*	*	*	*	*	*	*	*	*	*	*	*	*	*	*	*	*	*	*	*	*	*	*	*	*	*	*	*
28/04/2020	14:00	*	*	*	*	*	*	*	*	*	*	*	*	*	*	*	*	*	*	*	*	*	*	*	*	*	*	*	*	*	*	*	*	*	*	*	*	*	*	*	*	*	*	*	*	*	*
28/04/2020	15:00	*	*	*	*	*	*	*	*	*	*	*	*	*	*	*	*	*	*	*	*	*	*	*	*	*	*	*	*	*	*	*	*	*	*	*	*	*	*	*	*	*	*	*	*	*	*
28/04/2020	16:00	*	*	*	*	*	*	*	*	*	*	*	*	*	*	*	*	*	*	*	*	*	*	*	*	*	*	*	*	*	*	*	*	*	*	*	*	*	*	*	*	*	*	*	*	*	*
28/04/2020	17:00	*	*	*	*	*	*	*	*	*	*	*	*	*	*	*	*	*	*	*	*	*	*	*	*	*	*	*	*	*	*	*	*	*	*	*	*	*	*	*	*	*	*	*	*	*	*
28/04/2020	18:00	*	*	*	*	*	*	*	*	*	*	*	*	*	*	*	*	*	*	*	*	*	*	*	*	*	*	*	*	*	*	*	*	*	*	*	*	*	*	*	*	*	*	*	*	*	*
28/04/2020	19:00	*	*	*	*	*	*	*	*	*	*	*	*	*	*	*	*	*	*	*	*	*	*	*	*	*	*	*	*	*	*	*	*	*	*	*	*	*	*	*	*	*	*	*	*	*	*
28/04/2020	20:00	*	*	*	*	*	*	*	*	*	*	*	*	*	*	*	*	*	*	*	*	*	*	*	*	*	*	*	*	*	*	*	*	*	*	*	*	*	*	*	*	*	*	*	*	*	*
28/04/2020	21:00	*	*	*	*	*	*	*	*	*	*	*	*	*	*	*	*	*	*	*	*	*	*	*	*	*	*	*	*	*	*	*	*	*	*	*	*	*	*	*	*	*	*	*	*	*	*
28/04/2020	22:00	*	*	*	*	*	*	*	*	*	*	*	*	*	*	*	*	*	*	*	*	*	*	*	*	*	*	*	*	*	*	*	*	*	*	*	*	*	*	*	*	*	*	*	*	*	*
28/04/2020	23:00	*	*	*	*	*	*	*	*	*	*	*	*	*	*	*	*	*	*	*	*	*	*	*	*	*	*	*	*	*	*	*	*	*	*	*	*	*	*	*	*	*	*	*	*	*	*
24 Hr Summary		0	0	0	0	0	0	0	0	0	0	0	0	0	0	0	0	0	0	0	0	0	0	0	0	0	0	0	0	0	0	0	0	0	0	0	0	0	0	0	0	*	*	*	*	*

Incoming Histogram
Alton Rd Facing Alton

from Sun-Mar-15-2020-05-00-AM to Sun-Aug-16-2020-02-59-PM

Date	Starting Hr:min	<5	5 to <10	10 to <15	15 to <20	20 to <25	25 to <30	30 to <35	35 to <40	40 to <45	45 to <50	50 to <55	55 to <60	60 to <65	65 to <70	70 to <75	75 to <80	80 to <85	85 to <90	90 to <95	95 to <100	100 to <105	105 to <110	110 to <115	115 to <120	120 to <125	125 to <130	130 to <135	135 to <140	140 to <145	145 to <150	150 to <155	155 to <160	160 to <165	165 to <170	170 to <175	175 to <180	180 to <185	185 to <190	190 to <195	195 to >200	Total Counts	85pct Speed	10MPH Pace	% in pace	# of Speeders	% Speeders
29/04/2020	00:00	*	*	*	*	*	*	*	*	*	*	*	*	*	*	*	*	*	*	*	*	*	*	*	*	*	*	*	*	*	*	*	*	*	*	*	*	*	*	*	*	*	*	*	*	*	*
29/04/2020	01:00	*	*	*	*	*	*	*	*	*	*	*	*	*	*	*	*	*	*	*	*	*	*	*	*	*	*	*	*	*	*	*	*	*	*	*	*	*	*	*	*	*	*	*	*	*	*
29/04/2020	02:00	*	*	*	*	*	*	*	*	*	*	*	*	*	*	*	*	*	*	*	*	*	*	*	*	*	*	*	*	*	*	*	*	*	*	*	*	*	*	*	*	*	*	*	*	*	*
29/04/2020	03:00	*	*	*	*	*	*	*	*	*	*	*	*	*	*	*	*	*	*	*	*	*	*	*	*	*	*	*	*	*	*	*	*	*	*	*	*	*	*	*	*	*	*	*	*	*	*
29/04/2020	04:00	*	*	*	*	*	*	*	*	*	*	*	*	*	*	*	*	*	*	*	*	*	*	*	*	*	*	*	*	*	*	*	*	*	*	*	*	*	*	*	*	*	*	*	*	*	*
29/04/2020	05:00	*	*	*	*	*	*	*	*	*	*	*	*	*	*	*	*	*	*	*	*	*	*	*	*	*	*	*	*	*	*	*	*	*	*	*	*	*	*	*	*	*	*	*	*	*	*
29/04/2020	06:00	*	*	*	*	*	*	*	*	*	*	*	*	*	*	*	*	*	*	*	*	*	*	*	*	*	*	*	*	*	*	*	*	*	*	*	*	*	*	*	*	*	*	*	*	*	*
29/04/2020	07:00	*	*	*	*	*	*	*	*	*	*	*	*	*	*	*	*	*	*	*	*	*	*	*	*	*	*	*	*	*	*	*	*	*	*	*	*	*	*	*	*	*	*	*	*	*	*
29/04/2020	08:00	*	*	*	*	*	*	*	*	*	*	*	*	*	*	*	*	*	*	*	*	*	*	*	*	*	*	*	*	*	*	*	*	*	*	*	*	*	*	*	*	*	*	*	*	*	*
29/04/2020	09:00	*	*	*	*	*	*	*	*	*	*	*	*	*	*	*	*	*	*	*	*	*	*	*	*	*	*	*	*	*	*	*	*	*	*	*	*	*	*	*	*	*	*	*	*	*	*
29/04/2020	10:00	*	*	*	*	*	*	*	*	*	*	*	*	*	*	*	*	*	*	*	*	*	*	*	*	*	*	*	*	*	*	*	*	*	*	*	*	*	*	*	*	*	*	*	*	*	*
29/04/2020	11:00	*	*	*	*	*	*	*	*	*	*	*	*	*	*	*	*	*	*	*	*	*	*	*	*	*	*	*	*	*	*	*	*	*	*	*	*	*	*	*	*	*	*	*	*	*	*
29/04/2020	12:00	*	*	*	*	*	*	*	*	*	*	*	*	*	*	*	*	*	*	*	*	*	*	*	*	*	*	*	*	*	*	*	*	*	*	*	*	*	*	*	*	*	*	*	*	*	*
29/04/2020	13:00	*	*	*	*	*	*	*	*	*	*	*	*	*	*	*	*	*	*	*	*	*	*	*	*	*	*	*	*	*	*	*	*	*	*	*	*	*	*	*	*	*	*	*	*	*	*
29/04/2020	14:00	*	*	*	*	*	*	*	*	*	*	*	*	*	*	*	*	*	*	*	*	*	*	*	*	*	*	*	*	*	*	*	*	*	*	*	*	*	*	*	*	*	*	*	*	*	*
29/04/2020	15:00	*	*	*	*	*	*	*	*	*	*	*	*	*	*	*	*	*	*	*	*	*	*	*	*	*	*	*	*	*	*	*	*	*	*	*	*	*	*	*	*	*	*	*	*	*	*
29/04/2020	16:00	*	*	*	*	*	*	*	*	*	*	*	*	*	*	*	*	*	*	*	*	*	*	*	*	*	*	*	*	*	*	*	*	*	*	*	*	*	*	*	*	*	*	*	*	*	*
29/04/2020	17:00	*	*	*	*	*	*	*	*	*	*	*	*	*	*	*	*	*	*	*	*	*	*	*	*	*	*	*	*	*	*	*	*	*	*	*	*	*	*	*	*	*	*	*	*	*	*
29/04/2020	18:00	*	*	*	*	*	*	*	*	*	*	*	*	*	*	*	*	*	*	*	*	*	*	*	*	*	*	*	*	*	*	*	*	*	*	*	*	*	*	*	*	*	*	*	*	*	*
29/04/2020	19:00	*	*	*	*	*	*	*	*	*	*	*	*	*	*	*	*	*	*	*	*	*	*	*	*	*	*	*	*	*	*	*	*	*	*	*	*	*	*	*	*	*	*	*	*	*	*
29/04/2020	20:00	*	*	*	*	*	*	*	*	*	*	*	*	*	*	*	*	*	*	*	*	*	*	*	*	*	*	*	*	*	*	*	*	*	*	*	*	*	*	*	*	*	*	*	*	*	*
29/04/2020	21:00	*	*	*	*	*	*	*	*	*	*	*	*	*	*	*	*	*	*	*	*	*	*	*	*	*	*	*	*	*	*	*	*	*	*	*	*	*	*	*	*	*	*	*	*	*	*
29/04/2020	22:00	*	*	*	*	*	*	*	*	*	*	*	*	*	*	*	*	*	*	*	*	*	*	*	*	*	*	*	*	*	*	*	*	*	*	*	*	*	*	*	*	*	*	*	*	*	*
29/04/2020	23:00	*	*	*	*	*	*	*	*	*	*	*	*	*	*	*	*	*	*	*	*	*	*	*	*	*	*	*	*	*	*	*	*	*	*	*	*	*	*	*	*	*	*	*	*	*	*
24 Hr Summary		0	0	0	0	0	0	0	0	0	0	0	0	0	0	0	0	0	0	0	0	0	0	0	0	0	0	0	0	0	0	0	0	0	0	0	0	0	0	0	0	*	*	*	*	*

Incoming Histogram
Alton Rd Facing Alton

from Sun-Mar-15-2020-05-00-AM to Sun-Aug-16-2020-02-59-PM

Date	Starting Hr:min	<5	5 to <10	10 to <15	15 to <20	20 to <25	25 to <30	30 to <35	35 to <40	40 to <45	45 to <50	50 to <55	55 to <60	60 to <65	65 to <70	70 to <75	75 to <80	80 to <85	85 to <90	90 to <95	95 to <100	100 to <105	105 to <110	110 to <115	115 to <120	120 to <125	125 to <130	130 to <135	135 to <140	140 to <145	145 to <150	150 to <155	155 to <160	160 to <165	165 to <170	170 to <175	175 to <180	180 to <185	185 to <190	190 to <195	195 to >200	Total Counts	85pct Speed	10MPH Pace	% in pace	# of Speeders	% Speeders
30/04/2020	00:00	*	*	*	*	*	*	*	*	*	*	*	*	*	*	*	*	*	*	*	*	*	*	*	*	*	*	*	*	*	*	*	*	*	*	*	*	*	*	*	*	*	*	*	*	*	*
30/04/2020	01:00	*	*	*	*	*	*	*	*	*	*	*	*	*	*	*	*	*	*	*	*	*	*	*	*	*	*	*	*	*	*	*	*	*	*	*	*	*	*	*	*	*	*	*	*	*	*
30/04/2020	02:00	*	*	*	*	*	*	*	*	*	*	*	*	*	*	*	*	*	*	*	*	*	*	*	*	*	*	*	*	*	*	*	*	*	*	*	*	*	*	*	*	*	*	*	*	*	*
30/04/2020	03:00	*	*	*	*	*	*	*	*	*	*	*	*	*	*	*	*	*	*	*	*	*	*	*	*	*	*	*	*	*	*	*	*	*	*	*	*	*	*	*	*	*	*	*	*	*	*
30/04/2020	04:00	*	*	*	*	*	*	*	*	*	*	*	*	*	*	*	*	*	*	*	*	*	*	*	*	*	*	*	*	*	*	*	*	*	*	*	*	*	*	*	*	*	*	*	*	*	*
30/04/2020	05:00	*	*	*	*	*	*	*	*	*	*	*	*	*	*	*	*	*	*	*	*	*	*	*	*	*	*	*	*	*	*	*	*	*	*	*	*	*	*	*	*	*	*	*	*	*	*
30/04/2020	06:00	*	*	*	*	*	*	*	*	*	*	*	*	*	*	*	*	*	*	*	*	*	*	*	*	*	*	*	*	*	*	*	*	*	*	*	*	*	*	*	*	*	*	*	*	*	*
30/04/2020	07:00	*	*	*	*	*	*	*	*	*	*	*	*	*	*	*	*	*	*	*	*	*	*	*	*	*	*	*	*	*	*	*	*	*	*	*	*	*	*	*	*	*	*	*	*	*	*
30/04/2020	08:00	*	*	*	*	*	*	*	*	*	*	*	*	*	*	*	*	*	*	*	*	*	*	*	*	*	*	*	*	*	*	*	*	*	*	*	*	*	*	*	*	*	*	*	*	*	*
30/04/2020	09:00	*	*	*	*	*	*	*	*	*	*	*	*	*	*	*	*	*	*	*	*	*	*	*	*	*	*	*	*	*	*	*	*	*	*	*	*	*	*	*	*	*	*	*	*	*	*
30/04/2020	10:00	*	*	*	*	*	*	*	*	*	*	*	*	*	*	*	*	*	*	*	*	*	*	*	*	*	*	*	*	*	*	*	*	*	*	*	*	*	*	*	*	*	*	*	*	*	*
30/04/2020	11:00	*	*	*	*	*	*	*	*	*	*	*	*	*	*	*	*	*	*	*	*	*	*	*	*	*	*	*	*	*	*	*	*	*	*	*	*	*	*	*	*	*	*	*	*	*	*
30/04/2020	12:00	*	*	*	*	*	*	*	*	*	*	*	*	*	*	*	*	*	*	*	*	*	*	*	*	*	*	*	*	*	*	*	*	*	*	*	*	*	*	*	*	*	*	*	*	*	*
30/04/2020	13:00	*	*	*	*	*	*	*	*	*	*	*	*	*	*	*	*	*	*	*	*	*	*	*	*	*	*	*	*	*	*	*	*	*	*	*	*	*	*	*	*	*	*	*	*	*	*
30/04/2020	14:00	*	*	*	*	*	*	*	*	*	*	*	*	*	*	*	*	*	*	*	*	*	*	*	*	*	*	*	*	*	*	*	*	*	*	*	*	*	*	*	*	*	*	*	*	*	*
30/04/2020	15:00	*	*	*	*	*	*	*	*	*	*	*	*	*	*	*	*	*	*	*	*	*	*	*	*	*	*	*	*	*	*	*	*	*	*	*	*	*	*	*	*	*	*	*	*	*	*
30/04/2020	16:00	*	*	*	*	*	*	*	*	*	*	*	*	*	*	*	*	*	*	*	*	*	*	*	*	*	*	*	*	*	*	*	*	*	*	*	*	*	*	*	*	*	*	*	*	*	*
30/04/2020	17:00	*	*	*	*	*	*	*	*	*	*	*	*	*	*	*	*	*	*	*	*	*	*	*	*	*	*	*	*	*	*	*	*	*	*	*	*	*	*	*	*	*	*	*	*	*	*
30/04/2020	18:00	*	*	*	*	*	*	*	*	*	*	*	*	*	*	*	*	*	*	*	*	*	*	*	*	*	*	*	*	*	*	*	*	*	*	*	*	*	*	*	*	*	*	*	*	*	*
30/04/2020	19:00	*	*	*	*	*	*	*	*	*	*	*	*	*	*	*	*	*	*	*	*	*	*	*	*	*	*	*	*	*	*	*	*	*	*	*	*	*	*	*	*	*	*	*	*	*	*
30/04/2020	20:00	*	*	*	*	*	*	*	*	*	*	*	*	*	*	*	*	*	*	*	*	*	*	*	*	*	*	*	*	*	*	*	*	*	*	*	*	*	*	*	*	*	*	*	*	*	*
30/04/2020	21:00	*	*	*	*	*	*	*	*	*	*	*	*	*	*	*	*	*	*	*	*	*	*	*	*	*	*	*	*	*	*	*	*	*	*	*	*	*	*	*	*	*	*	*	*	*	*
30/04/2020	22:00	*	*	*	*	*	*	*	*	*	*	*	*	*	*	*	*	*	*	*	*	*	*	*	*	*	*	*	*	*	*	*	*	*	*	*	*	*	*	*	*	*	*	*	*	*	*
30/04/2020	23:00	*	*	*	*	*	*	*	*	*	*	*	*	*	*	*	*	*	*	*	*	*	*	*	*	*	*	*	*	*	*	*	*	*	*	*	*	*	*	*	*	*	*	*	*	*	*
24 Hr Summary		0	0	0	0	0	0	0	0	0	0	0	0	0	0	0	0	0	0	0	0	0	0	0	0	0	0	0	0	0	0	0	0	0	0	0	0	0	0	0	0	0	*	*	*	*

Incoming Histogram
Alton Rd Facing Alton

from Sun-Mar-15-2020-05-00-AM to Sun-Aug-16-2020-02-59-PM

Date	Starting Hr:min	<5	5 to <10	10 to <15	15 to <20	20 to <25	25 to <30	30 to <35	35 to <40	40 to <45	45 to <50	50 to <55	55 to <60	60 to <65	65 to <70	70 to <75	75 to <80	80 to <85	85 to <90	90 to <95	95 to <100	100 to <105	105 to <110	110 to <115	115 to <120	120 to <125	125 to <130	130 to <135	135 to <140	140 to <145	145 to <150	150 to <155	155 to <160	160 to <165	165 to <170	170 to <175	175 to <180	180 to <185	185 to <190	190 to <195	195 to >200	Total Counts	85pct Speed	10MPH Pace	% in pace	# of Speeders	% Speeders
01/05/2020	00:00	*	*	*	*	*	*	*	*	*	*	*	*	*	*	*	*	*	*	*	*	*	*	*	*	*	*	*	*	*	*	*	*	*	*	*	*	*	*	*	*	*	*	*	*	*	*
01/05/2020	01:00	*	*	*	*	*	*	*	*	*	*	*	*	*	*	*	*	*	*	*	*	*	*	*	*	*	*	*	*	*	*	*	*	*	*	*	*	*	*	*	*	*	*	*	*	*	*
01/05/2020	02:00	*	*	*	*	*	*	*	*	*	*	*	*	*	*	*	*	*	*	*	*	*	*	*	*	*	*	*	*	*	*	*	*	*	*	*	*	*	*	*	*	*	*	*	*	*	*
01/05/2020	03:00	*	*	*	*	*	*	*	*	*	*	*	*	*	*	*	*	*	*	*	*	*	*	*	*	*	*	*	*	*	*	*	*	*	*	*	*	*	*	*	*	*	*	*	*	*	*
01/05/2020	04:00	*	*	*	*	*	*	*	*	*	*	*	*	*	*	*	*	*	*	*	*	*	*	*	*	*	*	*	*	*	*	*	*	*	*	*	*	*	*	*	*	*	*	*	*	*	*
01/05/2020	05:00	*	*	*	*	*	*	*	*	*	*	*	*	*	*	*	*	*	*	*	*	*	*	*	*	*	*	*	*	*	*	*	*	*	*	*	*	*	*	*	*	*	*	*	*	*	*
01/05/2020	06:00	*	*	*	*	*	*	*	*	*	*	*	*	*	*	*	*	*	*	*	*	*	*	*	*	*	*	*	*	*	*	*	*	*	*	*	*	*	*	*	*	*	*	*	*	*	*
01/05/2020	07:00	*	*	*	*	*	*	*	*	*	*	*	*	*	*	*	*	*	*	*	*	*	*	*	*	*	*	*	*	*	*	*	*	*	*	*	*	*	*	*	*	*	*	*	*	*	*
01/05/2020	08:00	*	*	*	*	*	*	*	*	*	*	*	*	*	*	*	*	*	*	*	*	*	*	*	*	*	*	*	*	*	*	*	*	*	*	*	*	*	*	*	*	*	*	*	*	*	*
01/05/2020	09:00	*	*	*	*	*	*	*	*	*	*	*	*	*	*	*	*	*	*	*	*	*	*	*	*	*	*	*	*	*	*	*	*	*	*	*	*	*	*	*	*	*	*	*	*	*	*
01/05/2020	10:00	*	*	*	*	*	*	*	*	*	*	*	*	*	*	*	*	*	*	*	*	*	*	*	*	*	*	*	*	*	*	*	*	*	*	*	*	*	*	*	*	*	*	*	*	*	*
01/05/2020	11:00	*	*	*	*	*	*	*	*	*	*	*	*	*	*	*	*	*	*	*	*	*	*	*	*	*	*	*	*	*	*	*	*	*	*	*	*	*	*	*	*	*	*	*	*	*	*
01/05/2020	12:00	*	*	*	*	*	*	*	*	*	*	*	*	*	*	*	*	*	*	*	*	*	*	*	*	*	*	*	*	*	*	*	*	*	*	*	*	*	*	*	*	*	*	*	*	*	*
01/05/2020	13:00	*	*	*	*	*	*	*	*	*	*	*	*	*	*	*	*	*	*	*	*	*	*	*	*	*	*	*	*	*	*	*	*	*	*	*	*	*	*	*	*	*	*	*	*	*	*
01/05/2020	14:00	*	*	*	*	*	*	*	*	*	*	*	*	*	*	*	*	*	*	*	*	*	*	*	*	*	*	*	*	*	*	*	*	*	*	*	*	*	*	*	*	*	*	*	*	*	*
01/05/2020	15:00	*	*	*	*	*	*	*	*	*	*	*	*	*	*	*	*	*	*	*	*	*	*	*	*	*	*	*	*	*	*	*	*	*	*	*	*	*	*	*	*	*	*	*	*	*	*
01/05/2020	16:00	*	*	*	*	*	*	*	*	*	*	*	*	*	*	*	*	*	*	*	*	*	*	*	*	*	*	*	*	*	*	*	*	*	*	*	*	*	*	*	*	*	*	*	*	*	*
01/05/2020	17:00	*	*	*	*	*	*	*	*	*	*	*	*	*	*	*	*	*	*	*	*	*	*	*	*	*	*	*	*	*	*	*	*	*	*	*	*	*	*	*	*	*	*	*	*	*	*
01/05/2020	18:00	*	*	*	*	*	*	*	*	*	*	*	*	*	*	*	*	*	*	*	*	*	*	*	*	*	*	*	*	*	*	*	*	*	*	*	*	*	*	*	*	*	*	*	*	*	*
01/05/2020	19:00	*	*	*	*	*	*	*	*	*	*	*	*	*	*	*	*	*	*	*	*	*	*	*	*	*	*	*	*	*	*	*	*	*	*	*	*	*	*	*	*	*	*	*	*	*	*
01/05/2020	20:00	*	*	*	*	*	*	*	*	*	*	*	*	*	*	*	*	*	*	*	*	*	*	*	*	*	*	*	*	*	*	*	*	*	*	*	*	*	*	*	*	*	*	*	*	*	*
01/05/2020	21:00	*	*	*	*	*	*	*	*	*	*	*	*	*	*	*	*	*	*	*	*	*	*	*	*	*	*	*	*	*	*	*	*	*	*	*	*	*	*	*	*	*	*	*	*	*	*
01/05/2020	22:00	*	*	*	*	*	*	*	*	*	*	*	*	*	*	*	*	*	*	*	*	*	*	*	*	*	*	*	*	*	*	*	*	*	*	*	*	*	*	*	*	*	*	*	*	*	*
01/05/2020	23:00	*	*	*	*	*	*	*	*	*	*	*	*	*	*	*	*	*	*	*	*	*	*	*	*	*	*	*	*	*	*	*	*	*	*	*	*	*	*	*	*	*	*	*	*	*	*
24 Hr Summary		0	0	0	0	0	0	0	0	0	0	0	0	0	0	0	0	0	0	0	0	0	0	0	0	0	0	0	0	0	0	0	0	0	0	0	0	0	0	0	0	0	*	*	*	*

Incoming Histogram
Alton Rd Facing Alton

from Sun-Mar-15-2020-05-00-AM to Sun-Aug-16-2020-02-59-PM

Date	Starting Hr:min	<5	5 to <10	10 to <15	15 to <20	20 to <25	25 to <30	30 to <35	35 to <40	40 to <45	45 to <50	50 to <55	55 to <60	60 to <65	65 to <70	70 to <75	75 to <80	80 to <85	85 to <90	90 to <95	95 to <100	100 to <105	105 to <110	110 to <115	115 to <120	120 to <125	125 to <130	130 to <135	135 to <140	140 to <145	145 to <150	150 to <155	155 to <160	160 to <165	165 to <170	170 to <175	175 to <180	180 to <185	185 to <190	190 to <195	195 to >200	Total Counts	85pct Speed	10MPH Pace	% in pace	# of Speeders	% Speeders
02/05/2020	00:00	*	*	*	*	*	*	*	*	*	*	*	*	*	*	*	*	*	*	*	*	*	*	*	*	*	*	*	*	*	*	*	*	*	*	*	*	*	*	*	*	*	*	*	*	*	*
02/05/2020	01:00	*	*	*	*	*	*	*	*	*	*	*	*	*	*	*	*	*	*	*	*	*	*	*	*	*	*	*	*	*	*	*	*	*	*	*	*	*	*	*	*	*	*	*	*	*	*
02/05/2020	02:00	*	*	*	*	*	*	*	*	*	*	*	*	*	*	*	*	*	*	*	*	*	*	*	*	*	*	*	*	*	*	*	*	*	*	*	*	*	*	*	*	*	*	*	*	*	*
02/05/2020	03:00	*	*	*	*	*	*	*	*	*	*	*	*	*	*	*	*	*	*	*	*	*	*	*	*	*	*	*	*	*	*	*	*	*	*	*	*	*	*	*	*	*	*	*	*	*	*
02/05/2020	04:00	*	*	*	*	*	*	*	*	*	*	*	*	*	*	*	*	*	*	*	*	*	*	*	*	*	*	*	*	*	*	*	*	*	*	*	*	*	*	*	*	*	*	*	*	*	*
02/05/2020	05:00	*	*	*	*	*	*	*	*	*	*	*	*	*	*	*	*	*	*	*	*	*	*	*	*	*	*	*	*	*	*	*	*	*	*	*	*	*	*	*	*	*	*	*	*	*	*
02/05/2020	06:00	*	*	*	*	*	*	*	*	*	*	*	*	*	*	*	*	*	*	*	*	*	*	*	*	*	*	*	*	*	*	*	*	*	*	*	*	*	*	*	*	*	*	*	*	*	*
02/05/2020	07:00	*	*	*	*	*	*	*	*	*	*	*	*	*	*	*	*	*	*	*	*	*	*	*	*	*	*	*	*	*	*	*	*	*	*	*	*	*	*	*	*	*	*	*	*	*	*
02/05/2020	08:00	*	*	*	*	*	*	*	*	*	*	*	*	*	*	*	*	*	*	*	*	*	*	*	*	*	*	*	*	*	*	*	*	*	*	*	*	*	*	*	*	*	*	*	*	*	*
02/05/2020	09:00	*	*	*	*	*	*	*	*	*	*	*	*	*	*	*	*	*	*	*	*	*	*	*	*	*	*	*	*	*	*	*	*	*	*	*	*	*	*	*	*	*	*	*	*	*	*
02/05/2020	10:00	*	*	*	*	*	*	*	*	*	*	*	*	*	*	*	*	*	*	*	*	*	*	*	*	*	*	*	*	*	*	*	*	*	*	*	*	*	*	*	*	*	*	*	*	*	*
02/05/2020	11:00	*	*	*	*	*	*	*	*	*	*	*	*	*	*	*	*	*	*	*	*	*	*	*	*	*	*	*	*	*	*	*	*	*	*	*	*	*	*	*	*	*	*	*	*	*	*
02/05/2020	12:00	*	*	*	*	*	*	*	*	*	*	*	*	*	*	*	*	*	*	*	*	*	*	*	*	*	*	*	*	*	*	*	*	*	*	*	*	*	*	*	*	*	*	*	*	*	*
02/05/2020	13:00	*	*	*	*	*	*	*	*	*	*	*	*	*	*	*	*	*	*	*	*	*	*	*	*	*	*	*	*	*	*	*	*	*	*	*	*	*	*	*	*	*	*	*	*	*	*
02/05/2020	14:00	*	*	*	*	*	*	*	*	*	*	*	*	*	*	*	*	*	*	*	*	*	*	*	*	*	*	*	*	*	*	*	*	*	*	*	*	*	*	*	*	*	*	*	*	*	*
02/05/2020	15:00	*	*	*	*	*	*	*	*	*	*	*	*	*	*	*	*	*	*	*	*	*	*	*	*	*	*	*	*	*	*	*	*	*	*	*	*	*	*	*	*	*	*	*	*	*	*
02/05/2020	16:00	*	*	*	*	*	*	*	*	*	*	*	*	*	*	*	*	*	*	*	*	*	*	*	*	*	*	*	*	*	*	*	*	*	*	*	*	*	*	*	*	*	*	*	*	*	*
02/05/2020	17:00	*	*	*	*	*	*	*	*	*	*	*	*	*	*	*	*	*	*	*	*	*	*	*	*	*	*	*	*	*	*	*	*	*	*	*	*	*	*	*	*	*	*	*	*	*	*
02/05/2020	18:00	*	*	*	*	*	*	*	*	*	*	*	*	*	*	*	*	*	*	*	*	*	*	*	*	*	*	*	*	*	*	*	*	*	*	*	*	*	*	*	*	*	*	*	*	*	*
02/05/2020	19:00	*	*	*	*	*	*	*	*	*	*	*	*	*	*	*	*	*	*	*	*	*	*	*	*	*	*	*	*	*	*	*	*	*	*	*	*	*	*	*	*	*	*	*	*	*	*
02/05/2020	20:00	*	*	*	*	*	*	*	*	*	*	*	*	*	*	*	*	*	*	*	*	*	*	*	*	*	*	*	*	*	*	*	*	*	*	*	*	*	*	*	*	*	*	*	*	*	*
02/05/2020	21:00	*	*	*	*	*	*	*	*	*	*	*	*	*	*	*	*	*	*	*	*	*	*	*	*	*	*	*	*	*	*	*	*	*	*	*	*	*	*	*	*	*	*	*	*	*	*
02/05/2020	22:00	*	*	*	*	*	*	*	*	*	*	*	*	*	*	*	*	*	*	*	*	*	*	*	*	*	*	*	*	*	*	*	*	*	*	*	*	*	*	*	*	*	*	*	*	*	*
02/05/2020	23:00	*	*	*	*	*	*	*	*	*	*	*	*	*	*	*	*	*	*	*	*	*	*	*	*	*	*	*	*	*	*	*	*	*	*	*	*	*	*	*	*	*	*	*	*	*	*
24 Hr Summary		0	0	0	0	0	0	0	0	0	0	0	0	0	0	0	0	0	0	0	0	0	0	0	0	0	0	0	0	0	0	0	0	0	0	0	0	0	0	0	0	0	*	*	*	*

Incoming Histogram
Alton Rd Facing Alton

from Sun-Mar-15-2020-05-00-AM to Sun-Aug-16-2020-02-59-PM

Date	Starting Hr:min	<5	5 to <10	10 to <15	15 to <20	20 to <25	25 to <30	30 to <35	35 to <40	40 to <45	45 to <50	50 to <55	55 to <60	60 to <65	65 to <70	70 to <75	75 to <80	80 to <85	85 to <90	90 to <95	95 to <100	100 to <105	105 to <110	110 to <115	115 to <120	120 to <125	125 to <130	130 to <135	135 to <140	140 to <145	145 to <150	150 to <155	155 to <160	160 to <165	165 to <170	170 to <175	175 to <180	180 to <185	185 to <190	190 to <195	195 to >200	Total Counts	85pct Speed	10MPH Pace	% in pace	# of Speeders	% Speeders
03/05/2020	00:00	*	*	*	*	*	*	*	*	*	*	*	*	*	*	*	*	*	*	*	*	*	*	*	*	*	*	*	*	*	*	*	*	*	*	*	*	*	*	*	*	*	*	*	*	*	*
03/05/2020	01:00	*	*	*	*	*	*	*	*	*	*	*	*	*	*	*	*	*	*	*	*	*	*	*	*	*	*	*	*	*	*	*	*	*	*	*	*	*	*	*	*	*	*	*	*	*	*
03/05/2020	02:00	*	*	*	*	*	*	*	*	*	*	*	*	*	*	*	*	*	*	*	*	*	*	*	*	*	*	*	*	*	*	*	*	*	*	*	*	*	*	*	*	*	*	*	*	*	*
03/05/2020	03:00	*	*	*	*	*	*	*	*	*	*	*	*	*	*	*	*	*	*	*	*	*	*	*	*	*	*	*	*	*	*	*	*	*	*	*	*	*	*	*	*	*	*	*	*	*	*
03/05/2020	04:00	*	*	*	*	*	*	*	*	*	*	*	*	*	*	*	*	*	*	*	*	*	*	*	*	*	*	*	*	*	*	*	*	*	*	*	*	*	*	*	*	*	*	*	*	*	*
03/05/2020	05:00	*	*	*	*	*	*	*	*	*	*	*	*	*	*	*	*	*	*	*	*	*	*	*	*	*	*	*	*	*	*	*	*	*	*	*	*	*	*	*	*	*	*	*	*	*	*
03/05/2020	06:00	*	*	*	*	*	*	*	*	*	*	*	*	*	*	*	*	*	*	*	*	*	*	*	*	*	*	*	*	*	*	*	*	*	*	*	*	*	*	*	*	*	*	*	*	*	*
03/05/2020	07:00	*	*	*	*	*	*	*	*	*	*	*	*	*	*	*	*	*	*	*	*	*	*	*	*	*	*	*	*	*	*	*	*	*	*	*	*	*	*	*	*	*	*	*	*	*	*
03/05/2020	08:00	*	*	*	*	*	*	*	*	*	*	*	*	*	*	*	*	*	*	*	*	*	*	*	*	*	*	*	*	*	*	*	*	*	*	*	*	*	*	*	*	*	*	*	*	*	*
03/05/2020	09:00	*	*	*	*	*	*	*	*	*	*	*	*	*	*	*	*	*	*	*	*	*	*	*	*	*	*	*	*	*	*	*	*	*	*	*	*	*	*	*	*	*	*	*	*	*	*
03/05/2020	10:00	*	*	*	*	*	*	*	*	*	*	*	*	*	*	*	*	*	*	*	*	*	*	*	*	*	*	*	*	*	*	*	*	*	*	*	*	*	*	*	*	*	*	*	*	*	*
03/05/2020	11:00	*	*	*	*	*	*	*	*	*	*	*	*	*	*	*	*	*	*	*	*	*	*	*	*	*	*	*	*	*	*	*	*	*	*	*	*	*	*	*	*	*	*	*	*	*	*
03/05/2020	12:00	*	*	*	*	*	*	*	*	*	*	*	*	*	*	*	*	*	*	*	*	*	*	*	*	*	*	*	*	*	*	*	*	*	*	*	*	*	*	*	*	*	*	*	*	*	*
03/05/2020	13:00	*	*	*	*	*	*	*	*	*	*	*	*	*	*	*	*	*	*	*	*	*	*	*	*	*	*	*	*	*	*	*	*	*	*	*	*	*	*	*	*	*	*	*	*	*	*
03/05/2020	14:00	*	*	*	*	*	*	*	*	*	*	*	*	*	*	*	*	*	*	*	*	*	*	*	*	*	*	*	*	*	*	*	*	*	*	*	*	*	*	*	*	*	*	*	*	*	*
03/05/2020	15:00	*	*	*	*	*	*	*	*	*	*	*	*	*	*	*	*	*	*	*	*	*	*	*	*	*	*	*	*	*	*	*	*	*	*	*	*	*	*	*	*	*	*	*	*	*	*
03/05/2020	16:00	*	*	*	*	*	*	*	*	*	*	*	*	*	*	*	*	*	*	*	*	*	*	*	*	*	*	*	*	*	*	*	*	*	*	*	*	*	*	*	*	*	*	*	*	*	*
03/05/2020	17:00	*	*	*	*	*	*	*	*	*	*	*	*	*	*	*	*	*	*	*	*	*	*	*	*	*	*	*	*	*	*	*	*	*	*	*	*	*	*	*	*	*	*	*	*	*	*
03/05/2020	18:00	*	*	*	*	*	*	*	*	*	*	*	*	*	*	*	*	*	*	*	*	*	*	*	*	*	*	*	*	*	*	*	*	*	*	*	*	*	*	*	*	*	*	*	*	*	*
03/05/2020	19:00	*	*	*	*	*	*	*	*	*	*	*	*	*	*	*	*	*	*	*	*	*	*	*	*	*	*	*	*	*	*	*	*	*	*	*	*	*	*	*	*	*	*	*	*	*	*
03/05/2020	20:00	*	*	*	*	*	*	*	*	*	*	*	*	*	*	*	*	*	*	*	*	*	*	*	*	*	*	*	*	*	*	*	*	*	*	*	*	*	*	*	*	*	*	*	*	*	*
03/05/2020	21:00	*	*	*	*	*	*	*	*	*	*	*	*	*	*	*	*	*	*	*	*	*	*	*	*	*	*	*	*	*	*	*	*	*	*	*	*	*	*	*	*	*	*	*	*	*	*
03/05/2020	22:00	*	*	*	*	*	*	*	*	*	*	*	*	*	*	*	*	*	*	*	*	*	*	*	*	*	*	*	*	*	*	*	*	*	*	*	*	*	*	*	*	*	*	*	*	*	*
03/05/2020	23:00	*	*	*	*	*	*	*	*	*	*	*	*	*	*	*	*	*	*	*	*	*	*	*	*	*	*	*	*	*	*	*	*	*	*	*	*	*	*	*	*	*	*	*	*	*	*
24 Hr Summary		0	0	0	0	0	0	0	0	0	0	0	0	0	0	0	0	0	0	0	0	0	0	0	0	0	0	0	0	0	0	0	0	0	0	0	0	0	0	0	0	0	*	*	*	*

Incoming Histogram
Alton Rd Facing Alton

from Sun-Mar-15-2020-05-00-AM to Sun-Aug-16-2020-02-59-PM

Date	Starting Hr:min	<5	5 to <10	10 to <15	15 to <20	20 to <25	25 to <30	30 to <35	35 to <40	40 to <45	45 to <50	50 to <55	55 to <60	60 to <65	65 to <70	70 to <75	75 to <80	80 to <85	85 to <90	90 to <95	95 to <100	100 to <105	105 to <110	110 to <115	115 to <120	120 to <125	125 to <130	130 to <135	135 to <140	140 to <145	145 to <150	150 to <155	155 to <160	160 to <165	165 to <170	170 to <175	175 to <180	180 to <185	185 to <190	190 to <195	195 to >200	Total Counts	85pct Speed	10MPH Pace	% in pace	# of Speeders	% Speeders
04/05/2020	00:00	*	*	*	*	*	*	*	*	*	*	*	*	*	*	*	*	*	*	*	*	*	*	*	*	*	*	*	*	*	*	*	*	*	*	*	*	*	*	*	*	*	*	*	*	*	*
04/05/2020	01:00	*	*	*	*	*	*	*	*	*	*	*	*	*	*	*	*	*	*	*	*	*	*	*	*	*	*	*	*	*	*	*	*	*	*	*	*	*	*	*	*	*	*	*	*	*	*
04/05/2020	02:00	*	*	*	*	*	*	*	*	*	*	*	*	*	*	*	*	*	*	*	*	*	*	*	*	*	*	*	*	*	*	*	*	*	*	*	*	*	*	*	*	*	*	*	*	*	*
04/05/2020	03:00	*	*	*	*	*	*	*	*	*	*	*	*	*	*	*	*	*	*	*	*	*	*	*	*	*	*	*	*	*	*	*	*	*	*	*	*	*	*	*	*	*	*	*	*	*	*
04/05/2020	04:00	*	*	*	*	*	*	*	*	*	*	*	*	*	*	*	*	*	*	*	*	*	*	*	*	*	*	*	*	*	*	*	*	*	*	*	*	*	*	*	*	*	*	*	*	*	*
04/05/2020	05:00	*	*	*	*	*	*	*	*	*	*	*	*	*	*	*	*	*	*	*	*	*	*	*	*	*	*	*	*	*	*	*	*	*	*	*	*	*	*	*	*	*	*	*	*	*	*
04/05/2020	06:00	*	*	*	*	*	*	*	*	*	*	*	*	*	*	*	*	*	*	*	*	*	*	*	*	*	*	*	*	*	*	*	*	*	*	*	*	*	*	*	*	*	*	*	*	*	*
04/05/2020	07:00	*	*	*	*	*	*	*	*	*	*	*	*	*	*	*	*	*	*	*	*	*	*	*	*	*	*	*	*	*	*	*	*	*	*	*	*	*	*	*	*	*	*	*	*	*	*
04/05/2020	08:00	*	*	*	*	*	*	*	*	*	*	*	*	*	*	*	*	*	*	*	*	*	*	*	*	*	*	*	*	*	*	*	*	*	*	*	*	*	*	*	*	*	*	*	*	*	*
04/05/2020	09:00	*	*	*	*	*	*	*	*	*	*	*	*	*	*	*	*	*	*	*	*	*	*	*	*	*	*	*	*	*	*	*	*	*	*	*	*	*	*	*	*	*	*	*	*	*	*
04/05/2020	10:00	*	*	*	*	*	*	*	*	*	*	*	*	*	*	*	*	*	*	*	*	*	*	*	*	*	*	*	*	*	*	*	*	*	*	*	*	*	*	*	*	*	*	*	*	*	*
04/05/2020	11:00	*	*	*	*	*	*	*	*	*	*	*	*	*	*	*	*	*	*	*	*	*	*	*	*	*	*	*	*	*	*	*	*	*	*	*	*	*	*	*	*	*	*	*	*	*	*
04/05/2020	12:00	*	*	*	*	*	*	*	*	*	*	*	*	*	*	*	*	*	*	*	*	*	*	*	*	*	*	*	*	*	*	*	*	*	*	*	*	*	*	*	*	*	*	*	*	*	*
04/05/2020	13:00	*	*	*	*	*	*	*	*	*	*	*	*	*	*	*	*	*	*	*	*	*	*	*	*	*	*	*	*	*	*	*	*	*	*	*	*	*	*	*	*	*	*	*	*	*	*
04/05/2020	14:00	*	*	*	*	*	*	*	*	*	*	*	*	*	*	*	*	*	*	*	*	*	*	*	*	*	*	*	*	*	*	*	*	*	*	*	*	*	*	*	*	*	*	*	*	*	*
04/05/2020	15:00	*	*	*	*	*	*	*	*	*	*	*	*	*	*	*	*	*	*	*	*	*	*	*	*	*	*	*	*	*	*	*	*	*	*	*	*	*	*	*	*	*	*	*	*	*	*
04/05/2020	16:00	*	*	*	*	*	*	*	*	*	*	*	*	*	*	*	*	*	*	*	*	*	*	*	*	*	*	*	*	*	*	*	*	*	*	*	*	*	*	*	*	*	*	*	*	*	*
04/05/2020	17:00	*	*	*	*	*	*	*	*	*	*	*	*	*	*	*	*	*	*	*	*	*	*	*	*	*	*	*	*	*	*	*	*	*	*	*	*	*	*	*	*	*	*	*	*	*	*
04/05/2020	18:00	*	*	*	*	*	*	*	*	*	*	*	*	*	*	*	*	*	*	*	*	*	*	*	*	*	*	*	*	*	*	*	*	*	*	*	*	*	*	*	*	*	*	*	*	*	*
04/05/2020	19:00	*	*	*	*	*	*	*	*	*	*	*	*	*	*	*	*	*	*	*	*	*	*	*	*	*	*	*	*	*	*	*	*	*	*	*	*	*	*	*	*	*	*	*	*	*	*
04/05/2020	20:00	*	*	*	*	*	*	*	*	*	*	*	*	*	*	*	*	*	*	*	*	*	*	*	*	*	*	*	*	*	*	*	*	*	*	*	*	*	*	*	*	*	*	*	*	*	*
04/05/2020	21:00	*	*	*	*	*	*	*	*	*	*	*	*	*	*	*	*	*	*	*	*	*	*	*	*	*	*	*	*	*	*	*	*	*	*	*	*	*	*	*	*	*	*	*	*	*	*
04/05/2020	22:00	*	*	*	*	*	*	*	*	*	*	*	*	*	*	*	*	*	*	*	*	*	*	*	*	*	*	*	*	*	*	*	*	*	*	*	*	*	*	*	*	*	*	*	*	*	*
04/05/2020	23:00	*	*	*	*	*	*	*	*	*	*	*	*	*	*	*	*	*	*	*	*	*	*	*	*	*	*	*	*	*	*	*	*	*	*	*	*	*	*	*	*	*	*	*	*	*	*
24 Hr Summary		0	0	0	0	0	0	0	0	0	0	0	0	0	0	0	0	0	0	0	0	0	0	0	0	0	0	0	0	0	0	0	0	0	0	0	0	0	0	0	0	0	*	*	*	*

Incoming Histogram
Alton Rd Facing Alton

from Sun-Mar-15-2020-05-00-AM to Sun-Aug-16-2020-02-59-PM

Date	Starting Hr:min	<5	5 to <10	10 to <15	15 to <20	20 to <25	25 to <30	30 to <35	35 to <40	40 to <45	45 to <50	50 to <55	55 to <60	60 to <65	65 to <70	70 to <75	75 to <80	80 to <85	85 to <90	90 to <95	95 to <100	100 to <105	105 to <110	110 to <115	115 to <120	120 to <125	125 to <130	130 to <135	135 to <140	140 to <145	145 to <150	150 to <155	155 to <160	160 to <165	165 to <170	170 to <175	175 to <180	180 to <185	185 to <190	190 to <195	195 to >200	Total Counts	85pct Speed	10MPH Pace	% in pace	# of Speeders	% Speeders
05/05/2020	00:00	*	*	*	*	*	*	*	*	*	*	*	*	*	*	*	*	*	*	*	*	*	*	*	*	*	*	*	*	*	*	*	*	*	*	*	*	*	*	*	*	*	*	*	*	*	*
05/05/2020	01:00	*	*	*	*	*	*	*	*	*	*	*	*	*	*	*	*	*	*	*	*	*	*	*	*	*	*	*	*	*	*	*	*	*	*	*	*	*	*	*	*	*	*	*	*	*	*
05/05/2020	02:00	*	*	*	*	*	*	*	*	*	*	*	*	*	*	*	*	*	*	*	*	*	*	*	*	*	*	*	*	*	*	*	*	*	*	*	*	*	*	*	*	*	*	*	*	*	*
05/05/2020	03:00	*	*	*	*	*	*	*	*	*	*	*	*	*	*	*	*	*	*	*	*	*	*	*	*	*	*	*	*	*	*	*	*	*	*	*	*	*	*	*	*	*	*	*	*	*	*
05/05/2020	04:00	*	*	*	*	*	*	*	*	*	*	*	*	*	*	*	*	*	*	*	*	*	*	*	*	*	*	*	*	*	*	*	*	*	*	*	*	*	*	*	*	*	*	*	*	*	*
05/05/2020	05:00	*	*	*	*	*	*	*	*	*	*	*	*	*	*	*	*	*	*	*	*	*	*	*	*	*	*	*	*	*	*	*	*	*	*	*	*	*	*	*	*	*	*	*	*	*	*
05/05/2020	06:00	*	*	*	*	*	*	*	*	*	*	*	*	*	*	*	*	*	*	*	*	*	*	*	*	*	*	*	*	*	*	*	*	*	*	*	*	*	*	*	*	*	*	*	*	*	*
05/05/2020	07:00	*	*	*	*	*	*	*	*	*	*	*	*	*	*	*	*	*	*	*	*	*	*	*	*	*	*	*	*	*	*	*	*	*	*	*	*	*	*	*	*	*	*	*	*	*	*
05/05/2020	08:00	*	*	*	*	*	*	*	*	*	*	*	*	*	*	*	*	*	*	*	*	*	*	*	*	*	*	*	*	*	*	*	*	*	*	*	*	*	*	*	*	*	*	*	*	*	*
05/05/2020	09:00	*	*	*	*	*	*	*	*	*	*	*	*	*	*	*	*	*	*	*	*	*	*	*	*	*	*	*	*	*	*	*	*	*	*	*	*	*	*	*	*	*	*	*	*	*	*
05/05/2020	10:00	*	*	*	*	*	*	*	*	*	*	*	*	*	*	*	*	*	*	*	*	*	*	*	*	*	*	*	*	*	*	*	*	*	*	*	*	*	*	*	*	*	*	*	*	*	*
05/05/2020	11:00	*	*	*	*	*	*	*	*	*	*	*	*	*	*	*	*	*	*	*	*	*	*	*	*	*	*	*	*	*	*	*	*	*	*	*	*	*	*	*	*	*	*	*	*	*	*
05/05/2020	12:00	*	*	*	*	*	*	*	*	*	*	*	*	*	*	*	*	*	*	*	*	*	*	*	*	*	*	*	*	*	*	*	*	*	*	*	*	*	*	*	*	*	*	*	*	*	*
05/05/2020	13:00	*	*	*	*	*	*	*	*	*	*	*	*	*	*	*	*	*	*	*	*	*	*	*	*	*	*	*	*	*	*	*	*	*	*	*	*	*	*	*	*	*	*	*	*	*	*
05/05/2020	14:00	*	*	*	*	*	*	*	*	*	*	*	*	*	*	*	*	*	*	*	*	*	*	*	*	*	*	*	*	*	*	*	*	*	*	*	*	*	*	*	*	*	*	*	*	*	*
05/05/2020	15:00	*	*	*	*	*	*	*	*	*	*	*	*	*	*	*	*	*	*	*	*	*	*	*	*	*	*	*	*	*	*	*	*	*	*	*	*	*	*	*	*	*	*	*	*	*	*
05/05/2020	16:00	*	*	*	*	*	*	*	*	*	*	*	*	*	*	*	*	*	*	*	*	*	*	*	*	*	*	*	*	*	*	*	*	*	*	*	*	*	*	*	*	*	*	*	*	*	*
05/05/2020	17:00	*	*	*	*	*	*	*	*	*	*	*	*	*	*	*	*	*	*	*	*	*	*	*	*	*	*	*	*	*	*	*	*	*	*	*	*	*	*	*	*	*	*	*	*	*	*
05/05/2020	18:00	*	*	*	*	*	*	*	*	*	*	*	*	*	*	*	*	*	*	*	*	*	*	*	*	*	*	*	*	*	*	*	*	*	*	*	*	*	*	*	*	*	*	*	*	*	*
05/05/2020	19:00	*	*	*	*	*	*	*	*	*	*	*	*	*	*	*	*	*	*	*	*	*	*	*	*	*	*	*	*	*	*	*	*	*	*	*	*	*	*	*	*	*	*	*	*	*	*
05/05/2020	20:00	*	*	*	*	*	*	*	*	*	*	*	*	*	*	*	*	*	*	*	*	*	*	*	*	*	*	*	*	*	*	*	*	*	*	*	*	*	*	*	*	*	*	*	*	*	*
05/05/2020	21:00	*	*	*	*	*	*	*	*	*	*	*	*	*	*	*	*	*	*	*	*	*	*	*	*	*	*	*	*	*	*	*	*	*	*	*	*	*	*	*	*	*	*	*	*	*	*
05/05/2020	22:00	*	*	*	*	*	*	*	*	*	*	*	*	*	*	*	*	*	*	*	*	*	*	*	*	*	*	*	*	*	*	*	*	*	*	*	*	*	*	*	*	*	*	*	*	*	*
05/05/2020	23:00	*	*	*	*	*	*	*	*	*	*	*	*	*	*	*	*	*	*	*	*	*	*	*	*	*	*	*	*	*	*	*	*	*	*	*	*	*	*	*	*	*	*	*	*	*	*
24 Hr Summary		0	0	0	0	0	0	0	0	0	0	0	0	0	0	0	0	0	0	0	0	0	0	0	0	0	0	0	0	0	0	0	0	0	0	0	0	0	0	0	0	0	*	*	*	*

Incoming Histogram
Alton Rd Facing Alton

from Sun-Mar-15-2020-05-00-AM to Sun-Aug-16-2020-02-59-PM

Date	Starting Hr:min	<5	5 to <10	10 to <15	15 to <20	20 to <25	25 to <30	30 to <35	35 to <40	40 to <45	45 to <50	50 to <55	55 to <60	60 to <65	65 to <70	70 to <75	75 to <80	80 to <85	85 to <90	90 to <95	95 to <100	100 to <105	105 to <110	110 to <115	115 to <120	120 to <125	125 to <130	130 to <135	135 to <140	140 to <145	145 to <150	150 to <155	155 to <160	160 to <165	165 to <170	170 to <175	175 to <180	180 to <185	185 to <190	190 to <195	195 to >200	Total Counts	85pct Speed	10MPH Pace	% in pace	# of Speeders	% Speeders
06/05/2020	00:00	*	*	*	*	*	*	*	*	*	*	*	*	*	*	*	*	*	*	*	*	*	*	*	*	*	*	*	*	*	*	*	*	*	*	*	*	*	*	*	*	*	*	*	*	*	*
06/05/2020	01:00	*	*	*	*	*	*	*	*	*	*	*	*	*	*	*	*	*	*	*	*	*	*	*	*	*	*	*	*	*	*	*	*	*	*	*	*	*	*	*	*	*	*	*	*	*	*
06/05/2020	02:00	*	*	*	*	*	*	*	*	*	*	*	*	*	*	*	*	*	*	*	*	*	*	*	*	*	*	*	*	*	*	*	*	*	*	*	*	*	*	*	*	*	*	*	*	*	*
06/05/2020	03:00	*	*	*	*	*	*	*	*	*	*	*	*	*	*	*	*	*	*	*	*	*	*	*	*	*	*	*	*	*	*	*	*	*	*	*	*	*	*	*	*	*	*	*	*	*	*
06/05/2020	04:00	*	*	*	*	*	*	*	*	*	*	*	*	*	*	*	*	*	*	*	*	*	*	*	*	*	*	*	*	*	*	*	*	*	*	*	*	*	*	*	*	*	*	*	*	*	*
06/05/2020	05:00	*	*	*	*	*	*	*	*	*	*	*	*	*	*	*	*	*	*	*	*	*	*	*	*	*	*	*	*	*	*	*	*	*	*	*	*	*	*	*	*	*	*	*	*	*	*
06/05/2020	06:00	*	*	*	*	*	*	*	*	*	*	*	*	*	*	*	*	*	*	*	*	*	*	*	*	*	*	*	*	*	*	*	*	*	*	*	*	*	*	*	*	*	*	*	*	*	*
06/05/2020	07:00	*	*	*	*	*	*	*	*	*	*	*	*	*	*	*	*	*	*	*	*	*	*	*	*	*	*	*	*	*	*	*	*	*	*	*	*	*	*	*	*	*	*	*	*	*	*
06/05/2020	08:00	*	*	*	*	*	*	*	*	*	*	*	*	*	*	*	*	*	*	*	*	*	*	*	*	*	*	*	*	*	*	*	*	*	*	*	*	*	*	*	*	*	*	*	*	*	*
06/05/2020	09:00	*	*	*	*	*	*	*	*	*	*	*	*	*	*	*	*	*	*	*	*	*	*	*	*	*	*	*	*	*	*	*	*	*	*	*	*	*	*	*	*	*	*	*	*	*	*
06/05/2020	10:00	*	*	*	*	*	*	*	*	*	*	*	*	*	*	*	*	*	*	*	*	*	*	*	*	*	*	*	*	*	*	*	*	*	*	*	*	*	*	*	*	*	*	*	*	*	*
06/05/2020	11:00	*	*	*	*	*	*	*	*	*	*	*	*	*	*	*	*	*	*	*	*	*	*	*	*	*	*	*	*	*	*	*	*	*	*	*	*	*	*	*	*	*	*	*	*	*	*
06/05/2020	12:00	*	*	*	*	*	*	*	*	*	*	*	*	*	*	*	*	*	*	*	*	*	*	*	*	*	*	*	*	*	*	*	*	*	*	*	*	*	*	*	*	*	*	*	*	*	*
06/05/2020	13:00	*	*	*	*	*	*	*	*	*	*	*	*	*	*	*	*	*	*	*	*	*	*	*	*	*	*	*	*	*	*	*	*	*	*	*	*	*	*	*	*	*	*	*	*	*	*
06/05/2020	14:00	*	*	*	*	*	*	*	*	*	*	*	*	*	*	*	*	*	*	*	*	*	*	*	*	*	*	*	*	*	*	*	*	*	*	*	*	*	*	*	*	*	*	*	*	*	*
06/05/2020	15:00	*	*	*	*	*	*	*	*	*	*	*	*	*	*	*	*	*	*	*	*	*	*	*	*	*	*	*	*	*	*	*	*	*	*	*	*	*	*	*	*	*	*	*	*	*	*
06/05/2020	16:00	*	*	*	*	*	*	*	*	*	*	*	*	*	*	*	*	*	*	*	*	*	*	*	*	*	*	*	*	*	*	*	*	*	*	*	*	*	*	*	*	*	*	*	*	*	*
06/05/2020	17:00	*	*	*	*	*	*	*	*	*	*	*	*	*	*	*	*	*	*	*	*	*	*	*	*	*	*	*	*	*	*	*	*	*	*	*	*	*	*	*	*	*	*	*	*	*	*
06/05/2020	18:00	*	*	*	*	*	*	*	*	*	*	*	*	*	*	*	*	*	*	*	*	*	*	*	*	*	*	*	*	*	*	*	*	*	*	*	*	*	*	*	*	*	*	*	*	*	*
06/05/2020	19:00	*	*	*	*	*	*	*	*	*	*	*	*	*	*	*	*	*	*	*	*	*	*	*	*	*	*	*	*	*	*	*	*	*	*	*	*	*	*	*	*	*	*	*	*	*	*
06/05/2020	20:00	*	*	*	*	*	*	*	*	*	*	*	*	*	*	*	*	*	*	*	*	*	*	*	*	*	*	*	*	*	*	*	*	*	*	*	*	*	*	*	*	*	*	*	*	*	*
06/05/2020	21:00	*	*	*	*	*	*	*	*	*	*	*	*	*	*	*	*	*	*	*	*	*	*	*	*	*	*	*	*	*	*	*	*	*	*	*	*	*	*	*	*	*	*	*	*	*	*
06/05/2020	22:00	*	*	*	*	*	*	*	*	*	*	*	*	*	*	*	*	*	*	*	*	*	*	*	*	*	*	*	*	*	*	*	*	*	*	*	*	*	*	*	*	*	*	*	*	*	*
06/05/2020	23:00	*	*	*	*	*	*	*	*	*	*	*	*	*	*	*	*	*	*	*	*	*	*	*	*	*	*	*	*	*	*	*	*	*	*	*	*	*	*	*	*	*	*	*	*	*	*
24 Hr Summary		0	0	0	0	0	0	0	0	0	0	0	0	0	0	0	0	0	0	0	0	0	0	0	0	0	0	0	0	0	0	0	0	0	0	0	0	0	0	0	0	0	*	*	*	*

Incoming Histogram
Alton Rd Facing Alton

from Sun-Mar-15-2020-05-00-AM to Sun-Aug-16-2020-02-59-PM

Date	Starting Hr:min	<5	5 to <10	10 to <15	15 to <20	20 to <25	25 to <30	30 to <35	35 to <40	40 to <45	45 to <50	50 to <55	55 to <60	60 to <65	65 to <70	70 to <75	75 to <80	80 to <85	85 to <90	90 to <95	95 to <100	100 to <105	105 to <110	110 to <115	115 to <120	120 to <125	125 to <130	130 to <135	135 to <140	140 to <145	145 to <150	150 to <155	155 to <160	160 to <165	165 to <170	170 to <175	175 to <180	180 to <185	185 to <190	190 to <195	195 to >200	Total Counts	85pct Speed	10MPH Pace	% in pace	# of Speeders	% Speeders
07/05/2020	00:00	*	*	*	*	*	*	*	*	*	*	*	*	*	*	*	*	*	*	*	*	*	*	*	*	*	*	*	*	*	*	*	*	*	*	*	*	*	*	*	*	*	*	*	*	*	*
07/05/2020	01:00	*	*	*	*	*	*	*	*	*	*	*	*	*	*	*	*	*	*	*	*	*	*	*	*	*	*	*	*	*	*	*	*	*	*	*	*	*	*	*	*	*	*	*	*	*	*
07/05/2020	02:00	*	*	*	*	*	*	*	*	*	*	*	*	*	*	*	*	*	*	*	*	*	*	*	*	*	*	*	*	*	*	*	*	*	*	*	*	*	*	*	*	*	*	*	*	*	*
07/05/2020	03:00	*	*	*	*	*	*	*	*	*	*	*	*	*	*	*	*	*	*	*	*	*	*	*	*	*	*	*	*	*	*	*	*	*	*	*	*	*	*	*	*	*	*	*	*	*	*
07/05/2020	04:00	*	*	*	*	*	*	*	*	*	*	*	*	*	*	*	*	*	*	*	*	*	*	*	*	*	*	*	*	*	*	*	*	*	*	*	*	*	*	*	*	*	*	*	*	*	*
07/05/2020	05:00	*	*	*	*	*	*	*	*	*	*	*	*	*	*	*	*	*	*	*	*	*	*	*	*	*	*	*	*	*	*	*	*	*	*	*	*	*	*	*	*	*	*	*	*	*	*
07/05/2020	06:00	*	*	*	*	*	*	*	*	*	*	*	*	*	*	*	*	*	*	*	*	*	*	*	*	*	*	*	*	*	*	*	*	*	*	*	*	*	*	*	*	*	*	*	*	*	*
07/05/2020	07:00	*	*	*	*	*	*	*	*	*	*	*	*	*	*	*	*	*	*	*	*	*	*	*	*	*	*	*	*	*	*	*	*	*	*	*	*	*	*	*	*	*	*	*	*	*	*
07/05/2020	08:00	*	*	*	*	*	*	*	*	*	*	*	*	*	*	*	*	*	*	*	*	*	*	*	*	*	*	*	*	*	*	*	*	*	*	*	*	*	*	*	*	*	*	*	*	*	*
07/05/2020	09:00	*	*	*	*	*	*	*	*	*	*	*	*	*	*	*	*	*	*	*	*	*	*	*	*	*	*	*	*	*	*	*	*	*	*	*	*	*	*	*	*	*	*	*	*	*	*
07/05/2020	10:00	*	*	*	*	*	*	*	*	*	*	*	*	*	*	*	*	*	*	*	*	*	*	*	*	*	*	*	*	*	*	*	*	*	*	*	*	*	*	*	*	*	*	*	*	*	*
07/05/2020	11:00	*	*	*	*	*	*	*	*	*	*	*	*	*	*	*	*	*	*	*	*	*	*	*	*	*	*	*	*	*	*	*	*	*	*	*	*	*	*	*	*	*	*	*	*	*	*
07/05/2020	12:00	*	*	*	*	*	*	*	*	*	*	*	*	*	*	*	*	*	*	*	*	*	*	*	*	*	*	*	*	*	*	*	*	*	*	*	*	*	*	*	*	*	*	*	*	*	*
07/05/2020	13:00	*	*	*	*	*	*	*	*	*	*	*	*	*	*	*	*	*	*	*	*	*	*	*	*	*	*	*	*	*	*	*	*	*	*	*	*	*	*	*	*	*	*	*	*	*	*
07/05/2020	14:00	*	*	*	*	*	*	*	*	*	*	*	*	*	*	*	*	*	*	*	*	*	*	*	*	*	*	*	*	*	*	*	*	*	*	*	*	*	*	*	*	*	*	*	*	*	*
07/05/2020	15:00	*	*	*	*	*	*	*	*	*	*	*	*	*	*	*	*	*	*	*	*	*	*	*	*	*	*	*	*	*	*	*	*	*	*	*	*	*	*	*	*	*	*	*	*	*	*
07/05/2020	16:00	*	*	*	*	*	*	*	*	*	*	*	*	*	*	*	*	*	*	*	*	*	*	*	*	*	*	*	*	*	*	*	*	*	*	*	*	*	*	*	*	*	*	*	*	*	*
07/05/2020	17:00	*	*	*	*	*	*	*	*	*	*	*	*	*	*	*	*	*	*	*	*	*	*	*	*	*	*	*	*	*	*	*	*	*	*	*	*	*	*	*	*	*	*	*	*	*	*
07/05/2020	18:00	*	*	*	*	*	*	*	*	*	*	*	*	*	*	*	*	*	*	*	*	*	*	*	*	*	*	*	*	*	*	*	*	*	*	*	*	*	*	*	*	*	*	*	*	*	*
07/05/2020	19:00	*	*	*	*	*	*	*	*	*	*	*	*	*	*	*	*	*	*	*	*	*	*	*	*	*	*	*	*	*	*	*	*	*	*	*	*	*	*	*	*	*	*	*	*	*	*
07/05/2020	20:00	*	*	*	*	*	*	*	*	*	*	*	*	*	*	*	*	*	*	*	*	*	*	*	*	*	*	*	*	*	*	*	*	*	*	*	*	*	*	*	*	*	*	*	*	*	*
07/05/2020	21:00	*	*	*	*	*	*	*	*	*	*	*	*	*	*	*	*	*	*	*	*	*	*	*	*	*	*	*	*	*	*	*	*	*	*	*	*	*	*	*	*	*	*	*	*	*	*
07/05/2020	22:00	*	*	*	*	*	*	*	*	*	*	*	*	*	*	*	*	*	*	*	*	*	*	*	*	*	*	*	*	*	*	*	*	*	*	*	*	*	*	*	*	*	*	*	*	*	*
07/05/2020	23:00	*	*	*	*	*	*	*	*	*	*	*	*	*	*	*	*	*	*	*	*	*	*	*	*	*	*	*	*	*	*	*	*	*	*	*	*	*	*	*	*	*	*	*	*	*	*
24 Hr Summary		0	0	0	0	0	0	0	0	0	0	0	0	0	0	0	0	0	0	0	0	0	0	0	0	0	0	0	0	0	0	0	0	0	0	0	0	0	0	0	0	0	*	*	*	*

Incoming Histogram
Alton Rd Facing Alton

from Sun-Mar-15-2020-05-00-AM to Sun-Aug-16-2020-02-59-PM

Date	Starting Hr:min	<5	5 to <10	10 to <15	15 to <20	20 to <25	25 to <30	30 to <35	35 to <40	40 to <45	45 to <50	50 to <55	55 to <60	60 to <65	65 to <70	70 to <75	75 to <80	80 to <85	85 to <90	90 to <95	95 to <100	100 to <105	105 to <110	110 to <115	115 to <120	120 to <125	125 to <130	130 to <135	135 to <140	140 to <145	145 to <150	150 to <155	155 to <160	160 to <165	165 to <170	170 to <175	175 to <180	180 to <185	185 to <190	190 to <195	195 to >200	Total Counts	85pct Speed	10MPH Pace	% in pace	# of Speeders	% Speeders
08/05/2020	00:00	*	*	*	*	*	*	*	*	*	*	*	*	*	*	*	*	*	*	*	*	*	*	*	*	*	*	*	*	*	*	*	*	*	*	*	*	*	*	*	*	*	*	*	*	*	*
08/05/2020	01:00	*	*	*	*	*	*	*	*	*	*	*	*	*	*	*	*	*	*	*	*	*	*	*	*	*	*	*	*	*	*	*	*	*	*	*	*	*	*	*	*	*	*	*	*	*	*
08/05/2020	02:00	*	*	*	*	*	*	*	*	*	*	*	*	*	*	*	*	*	*	*	*	*	*	*	*	*	*	*	*	*	*	*	*	*	*	*	*	*	*	*	*	*	*	*	*	*	*
08/05/2020	03:00	*	*	*	*	*	*	*	*	*	*	*	*	*	*	*	*	*	*	*	*	*	*	*	*	*	*	*	*	*	*	*	*	*	*	*	*	*	*	*	*	*	*	*	*	*	*
08/05/2020	04:00	*	*	*	*	*	*	*	*	*	*	*	*	*	*	*	*	*	*	*	*	*	*	*	*	*	*	*	*	*	*	*	*	*	*	*	*	*	*	*	*	*	*	*	*	*	*
08/05/2020	05:00	*	*	*	*	*	*	*	*	*	*	*	*	*	*	*	*	*	*	*	*	*	*	*	*	*	*	*	*	*	*	*	*	*	*	*	*	*	*	*	*	*	*	*	*	*	*
08/05/2020	06:00	*	*	*	*	*	*	*	*	*	*	*	*	*	*	*	*	*	*	*	*	*	*	*	*	*	*	*	*	*	*	*	*	*	*	*	*	*	*	*	*	*	*	*	*	*	*
08/05/2020	07:00	*	*	*	*	*	*	*	*	*	*	*	*	*	*	*	*	*	*	*	*	*	*	*	*	*	*	*	*	*	*	*	*	*	*	*	*	*	*	*	*	*	*	*	*	*	*
08/05/2020	08:00	*	*	*	*	*	*	*	*	*	*	*	*	*	*	*	*	*	*	*	*	*	*	*	*	*	*	*	*	*	*	*	*	*	*	*	*	*	*	*	*	*	*	*	*	*	*
08/05/2020	09:00	*	*	*	*	*	*	*	*	*	*	*	*	*	*	*	*	*	*	*	*	*	*	*	*	*	*	*	*	*	*	*	*	*	*	*	*	*	*	*	*	*	*	*	*	*	*
08/05/2020	10:00	*	*	*	*	*	*	*	*	*	*	*	*	*	*	*	*	*	*	*	*	*	*	*	*	*	*	*	*	*	*	*	*	*	*	*	*	*	*	*	*	*	*	*	*	*	*
08/05/2020	11:00	*	*	*	*	*	*	*	*	*	*	*	*	*	*	*	*	*	*	*	*	*	*	*	*	*	*	*	*	*	*	*	*	*	*	*	*	*	*	*	*	*	*	*	*	*	*
08/05/2020	12:00	*	*	*	*	*	*	*	*	*	*	*	*	*	*	*	*	*	*	*	*	*	*	*	*	*	*	*	*	*	*	*	*	*	*	*	*	*	*	*	*	*	*	*	*	*	*
08/05/2020	13:00	*	*	*	*	*	*	*	*	*	*	*	*	*	*	*	*	*	*	*	*	*	*	*	*	*	*	*	*	*	*	*	*	*	*	*	*	*	*	*	*	*	*	*	*	*	*
08/05/2020	14:00	*	*	*	*	*	*	*	*	*	*	*	*	*	*	*	*	*	*	*	*	*	*	*	*	*	*	*	*	*	*	*	*	*	*	*	*	*	*	*	*	*	*	*	*	*	*
08/05/2020	15:00	*	*	*	*	*	*	*	*	*	*	*	*	*	*	*	*	*	*	*	*	*	*	*	*	*	*	*	*	*	*	*	*	*	*	*	*	*	*	*	*	*	*	*	*	*	*
08/05/2020	16:00	*	*	*	*	*	*	*	*	*	*	*	*	*	*	*	*	*	*	*	*	*	*	*	*	*	*	*	*	*	*	*	*	*	*	*	*	*	*	*	*	*	*	*	*	*	*
08/05/2020	17:00	*	*	*	*	*	*	*	*	*	*	*	*	*	*	*	*	*	*	*	*	*	*	*	*	*	*	*	*	*	*	*	*	*	*	*	*	*	*	*	*	*	*	*	*	*	*
08/05/2020	18:00	*	*	*	*	*	*	*	*	*	*	*	*	*	*	*	*	*	*	*	*	*	*	*	*	*	*	*	*	*	*	*	*	*	*	*	*	*	*	*	*	*	*	*	*	*	*
08/05/2020	19:00	*	*	*	*	*	*	*	*	*	*	*	*	*	*	*	*	*	*	*	*	*	*	*	*	*	*	*	*	*	*	*	*	*	*	*	*	*	*	*	*	*	*	*	*	*	*
08/05/2020	20:00	*	*	*	*	*	*	*	*	*	*	*	*	*	*	*	*	*	*	*	*	*	*	*	*	*	*	*	*	*	*	*	*	*	*	*	*	*	*	*	*	*	*	*	*	*	*
08/05/2020	21:00	*	*	*	*	*	*	*	*	*	*	*	*	*	*	*	*	*	*	*	*	*	*	*	*	*	*	*	*	*	*	*	*	*	*	*	*	*	*	*	*	*	*	*	*	*	*
08/05/2020	22:00	*	*	*	*	*	*	*	*	*	*	*	*	*	*	*	*	*	*	*	*	*	*	*	*	*	*	*	*	*	*	*	*	*	*	*	*	*	*	*	*	*	*	*	*	*	*
08/05/2020	23:00	*	*	*	*	*	*	*	*	*	*	*	*	*	*	*	*	*	*	*	*	*	*	*	*	*	*	*	*	*	*	*	*	*	*	*	*	*	*	*	*	*	*	*	*	*	*
24 Hr Summary		0	0	0	0	0	0	0	0	0	0	0	0	0	0	0	0	0	0	0	0	0	0	0	0	0	0	0	0	0	0	0	0	0	0	0	0	0	0	0	0	0	*	*	*	*

Incoming Histogram
Alton Rd Facing Alton

from Sun-Mar-15-2020-05-00-AM to Sun-Aug-16-2020-02-59-PM

Date	Starting Hr:min	<5	5 to <10	10 to <15	15 to <20	20 to <25	25 to <30	30 to <35	35 to <40	40 to <45	45 to <50	50 to <55	55 to <60	60 to <65	65 to <70	70 to <75	75 to <80	80 to <85	85 to <90	90 to <95	95 to <100	100 to <105	105 to <110	110 to <115	115 to <120	120 to <125	125 to <130	130 to <135	135 to <140	140 to <145	145 to <150	150 to <155	155 to <160	160 to <165	165 to <170	170 to <175	175 to <180	180 to <185	185 to <190	190 to <195	195 to >200	Total Counts	85pct Speed	10MPH Pace	% in pace	# of Speeders	% Speeders
09/05/2020	00:00	*	*	*	*	*	*	*	*	*	*	*	*	*	*	*	*	*	*	*	*	*	*	*	*	*	*	*	*	*	*	*	*	*	*	*	*	*	*	*	*	*	*	*	*	*	*
09/05/2020	01:00	*	*	*	*	*	*	*	*	*	*	*	*	*	*	*	*	*	*	*	*	*	*	*	*	*	*	*	*	*	*	*	*	*	*	*	*	*	*	*	*	*	*	*	*	*	*
09/05/2020	02:00	*	*	*	*	*	*	*	*	*	*	*	*	*	*	*	*	*	*	*	*	*	*	*	*	*	*	*	*	*	*	*	*	*	*	*	*	*	*	*	*	*	*	*	*	*	*
09/05/2020	03:00	*	*	*	*	*	*	*	*	*	*	*	*	*	*	*	*	*	*	*	*	*	*	*	*	*	*	*	*	*	*	*	*	*	*	*	*	*	*	*	*	*	*	*	*	*	*
09/05/2020	04:00	*	*	*	*	*	*	*	*	*	*	*	*	*	*	*	*	*	*	*	*	*	*	*	*	*	*	*	*	*	*	*	*	*	*	*	*	*	*	*	*	*	*	*	*	*	*
09/05/2020	05:00	*	*	*	*	*	*	*	*	*	*	*	*	*	*	*	*	*	*	*	*	*	*	*	*	*	*	*	*	*	*	*	*	*	*	*	*	*	*	*	*	*	*	*	*	*	*
09/05/2020	06:00	*	*	*	*	*	*	*	*	*	*	*	*	*	*	*	*	*	*	*	*	*	*	*	*	*	*	*	*	*	*	*	*	*	*	*	*	*	*	*	*	*	*	*	*	*	*
09/05/2020	07:00	*	*	*	*	*	*	*	*	*	*	*	*	*	*	*	*	*	*	*	*	*	*	*	*	*	*	*	*	*	*	*	*	*	*	*	*	*	*	*	*	*	*	*	*	*	*
09/05/2020	08:00	*	*	*	*	*	*	*	*	*	*	*	*	*	*	*	*	*	*	*	*	*	*	*	*	*	*	*	*	*	*	*	*	*	*	*	*	*	*	*	*	*	*	*	*	*	*
09/05/2020	09:00	*	*	*	*	*	*	*	*	*	*	*	*	*	*	*	*	*	*	*	*	*	*	*	*	*	*	*	*	*	*	*	*	*	*	*	*	*	*	*	*	*	*	*	*	*	*
09/05/2020	10:00	*	*	*	*	*	*	*	*	*	*	*	*	*	*	*	*	*	*	*	*	*	*	*	*	*	*	*	*	*	*	*	*	*	*	*	*	*	*	*	*	*	*	*	*	*	*
09/05/2020	11:00	*	*	*	*	*	*	*	*	*	*	*	*	*	*	*	*	*	*	*	*	*	*	*	*	*	*	*	*	*	*	*	*	*	*	*	*	*	*	*	*	*	*	*	*	*	*
09/05/2020	12:00	*	*	*	*	*	*	*	*	*	*	*	*	*	*	*	*	*	*	*	*	*	*	*	*	*	*	*	*	*	*	*	*	*	*	*	*	*	*	*	*	*	*	*	*	*	*
09/05/2020	13:00	*	*	*	*	*	*	*	*	*	*	*	*	*	*	*	*	*	*	*	*	*	*	*	*	*	*	*	*	*	*	*	*	*	*	*	*	*	*	*	*	*	*	*	*	*	*
09/05/2020	14:00	*	*	*	*	*	*	*	*	*	*	*	*	*	*	*	*	*	*	*	*	*	*	*	*	*	*	*	*	*	*	*	*	*	*	*	*	*	*	*	*	*	*	*	*	*	*
09/05/2020	15:00	*	*	*	*	*	*	*	*	*	*	*	*	*	*	*	*	*	*	*	*	*	*	*	*	*	*	*	*	*	*	*	*	*	*	*	*	*	*	*	*	*	*	*	*	*	*
09/05/2020	16:00	*	*	*	*	*	*	*	*	*	*	*	*	*	*	*	*	*	*	*	*	*	*	*	*	*	*	*	*	*	*	*	*	*	*	*	*	*	*	*	*	*	*	*	*	*	*
09/05/2020	17:00	*	*	*	*	*	*	*	*	*	*	*	*	*	*	*	*	*	*	*	*	*	*	*	*	*	*	*	*	*	*	*	*	*	*	*	*	*	*	*	*	*	*	*	*	*	*
09/05/2020	18:00	*	*	*	*	*	*	*	*	*	*	*	*	*	*	*	*	*	*	*	*	*	*	*	*	*	*	*	*	*	*	*	*	*	*	*	*	*	*	*	*	*	*	*	*	*	*
09/05/2020	19:00	*	*	*	*	*	*	*	*	*	*	*	*	*	*	*	*	*	*	*	*	*	*	*	*	*	*	*	*	*	*	*	*	*	*	*	*	*	*	*	*	*	*	*	*	*	*
09/05/2020	20:00	*	*	*	*	*	*	*	*	*	*	*	*	*	*	*	*	*	*	*	*	*	*	*	*	*	*	*	*	*	*	*	*	*	*	*	*	*	*	*	*	*	*	*	*	*	*
09/05/2020	21:00	*	*	*	*	*	*	*	*	*	*	*	*	*	*	*	*	*	*	*	*	*	*	*	*	*	*	*	*	*	*	*	*	*	*	*	*	*	*	*	*	*	*	*	*	*	*
09/05/2020	22:00	*	*	*	*	*	*	*	*	*	*	*	*	*	*	*	*	*	*	*	*	*	*	*	*	*	*	*	*	*	*	*	*	*	*	*	*	*	*	*	*	*	*	*	*	*	*
09/05/2020	23:00	*	*	*	*	*	*	*	*	*	*	*	*	*	*	*	*	*	*	*	*	*	*	*	*	*	*	*	*	*	*	*	*	*	*	*	*	*	*	*	*	*	*	*	*	*	*
24 Hr Summary		0	0	0	0	0	0	0	0	0	0	0	0	0	0	0	0	0	0	0	0	0	0	0	0	0	0	0	0	0	0	0	0	0	0	0	0	0	0	0	0	0	*	*	*	*

Incoming Histogram
Alton Rd Facing Alton

from Sun-Mar-15-2020-05-00-AM to Sun-Aug-16-2020-02-59-PM

Date	Starting Hr:min	<5	5 to <10	10 to <15	15 to <20	20 to <25	25 to <30	30 to <35	35 to <40	40 to <45	45 to <50	50 to <55	55 to <60	60 to <65	65 to <70	70 to <75	75 to <80	80 to <85	85 to <90	90 to <95	95 to <100	100 to <105	105 to <110	110 to <115	115 to <120	120 to <125	125 to <130	130 to <135	135 to <140	140 to <145	145 to <150	150 to <155	155 to <160	160 to <165	165 to <170	170 to <175	175 to <180	180 to <185	185 to <190	190 to <195	195 to >200	Total Counts	85pct Speed	10MPH Pace	% in pace	# of Speeders	% Speeders
10/05/2020	00:00	*	*	*	*	*	*	*	*	*	*	*	*	*	*	*	*	*	*	*	*	*	*	*	*	*	*	*	*	*	*	*	*	*	*	*	*	*	*	*	*	*	*	*	*	*	*
10/05/2020	01:00	*	*	*	*	*	*	*	*	*	*	*	*	*	*	*	*	*	*	*	*	*	*	*	*	*	*	*	*	*	*	*	*	*	*	*	*	*	*	*	*	*	*	*	*	*	*
10/05/2020	02:00	*	*	*	*	*	*	*	*	*	*	*	*	*	*	*	*	*	*	*	*	*	*	*	*	*	*	*	*	*	*	*	*	*	*	*	*	*	*	*	*	*	*	*	*	*	*
10/05/2020	03:00	*	*	*	*	*	*	*	*	*	*	*	*	*	*	*	*	*	*	*	*	*	*	*	*	*	*	*	*	*	*	*	*	*	*	*	*	*	*	*	*	*	*	*	*	*	*
10/05/2020	04:00	*	*	*	*	*	*	*	*	*	*	*	*	*	*	*	*	*	*	*	*	*	*	*	*	*	*	*	*	*	*	*	*	*	*	*	*	*	*	*	*	*	*	*	*	*	*
10/05/2020	05:00	*	*	*	*	*	*	*	*	*	*	*	*	*	*	*	*	*	*	*	*	*	*	*	*	*	*	*	*	*	*	*	*	*	*	*	*	*	*	*	*	*	*	*	*	*	*
10/05/2020	06:00	*	*	*	*	*	*	*	*	*	*	*	*	*	*	*	*	*	*	*	*	*	*	*	*	*	*	*	*	*	*	*	*	*	*	*	*	*	*	*	*	*	*	*	*	*	*
10/05/2020	07:00	*	*	*	*	*	*	*	*	*	*	*	*	*	*	*	*	*	*	*	*	*	*	*	*	*	*	*	*	*	*	*	*	*	*	*	*	*	*	*	*	*	*	*	*	*	*
10/05/2020	08:00	*	*	*	*	*	*	*	*	*	*	*	*	*	*	*	*	*	*	*	*	*	*	*	*	*	*	*	*	*	*	*	*	*	*	*	*	*	*	*	*	*	*	*	*	*	*
10/05/2020	09:00	*	*	*	*	*	*	*	*	*	*	*	*	*	*	*	*	*	*	*	*	*	*	*	*	*	*	*	*	*	*	*	*	*	*	*	*	*	*	*	*	*	*	*	*	*	*
10/05/2020	10:00	*	*	*	*	*	*	*	*	*	*	*	*	*	*	*	*	*	*	*	*	*	*	*	*	*	*	*	*	*	*	*	*	*	*	*	*	*	*	*	*	*	*	*	*	*	*
10/05/2020	11:00	*	*	*	*	*	*	*	*	*	*	*	*	*	*	*	*	*	*	*	*	*	*	*	*	*	*	*	*	*	*	*	*	*	*	*	*	*	*	*	*	*	*	*	*	*	*
10/05/2020	12:00	*	*	*	*	*	*	*	*	*	*	*	*	*	*	*	*	*	*	*	*	*	*	*	*	*	*	*	*	*	*	*	*	*	*	*	*	*	*	*	*	*	*	*	*	*	*
10/05/2020	13:00	*	*	*	*	*	*	*	*	*	*	*	*	*	*	*	*	*	*	*	*	*	*	*	*	*	*	*	*	*	*	*	*	*	*	*	*	*	*	*	*	*	*	*	*	*	*
10/05/2020	14:00	*	*	*	*	*	*	*	*	*	*	*	*	*	*	*	*	*	*	*	*	*	*	*	*	*	*	*	*	*	*	*	*	*	*	*	*	*	*	*	*	*	*	*	*	*	*
10/05/2020	15:00	*	*	*	*	*	*	*	*	*	*	*	*	*	*	*	*	*	*	*	*	*	*	*	*	*	*	*	*	*	*	*	*	*	*	*	*	*	*	*	*	*	*	*	*	*	*
10/05/2020	16:00	*	*	*	*	*	*	*	*	*	*	*	*	*	*	*	*	*	*	*	*	*	*	*	*	*	*	*	*	*	*	*	*	*	*	*	*	*	*	*	*	*	*	*	*	*	*
10/05/2020	17:00	*	*	*	*	*	*	*	*	*	*	*	*	*	*	*	*	*	*	*	*	*	*	*	*	*	*	*	*	*	*	*	*	*	*	*	*	*	*	*	*	*	*	*	*	*	*
10/05/2020	18:00	*	*	*	*	*	*	*	*	*	*	*	*	*	*	*	*	*	*	*	*	*	*	*	*	*	*	*	*	*	*	*	*	*	*	*	*	*	*	*	*	*	*	*	*	*	*
10/05/2020	19:00	*	*	*	*	*	*	*	*	*	*	*	*	*	*	*	*	*	*	*	*	*	*	*	*	*	*	*	*	*	*	*	*	*	*	*	*	*	*	*	*	*	*	*	*	*	*
10/05/2020	20:00	*	*	*	*	*	*	*	*	*	*	*	*	*	*	*	*	*	*	*	*	*	*	*	*	*	*	*	*	*	*	*	*	*	*	*	*	*	*	*	*	*	*	*	*	*	*
10/05/2020	21:00	*	*	*	*	*	*	*	*	*	*	*	*	*	*	*	*	*	*	*	*	*	*	*	*	*	*	*	*	*	*	*	*	*	*	*	*	*	*	*	*	*	*	*	*	*	*
10/05/2020	22:00	*	*	*	*	*	*	*	*	*	*	*	*	*	*	*	*	*	*	*	*	*	*	*	*	*	*	*	*	*	*	*	*	*	*	*	*	*	*	*	*	*	*	*	*	*	*
10/05/2020	23:00	*	*	*	*	*	*	*	*	*	*	*	*	*	*	*	*	*	*	*	*	*	*	*	*	*	*	*	*	*	*	*	*	*	*	*	*	*	*	*	*	*	*	*	*	*	*
24 Hr Summary		0	0	0	0	0	0	0	0	0	0	0	0	0	0	0	0	0	0	0	0	0	0	0	0	0	0	0	0	0	0	0	0	0	0	0	0	0	0	0	0	0	*	*	*	*

Incoming Histogram
Alton Rd Facing Alton

from Sun-Mar-15-2020-05-00-AM to Sun-Aug-16-2020-02-59-PM

Date	Starting Hr:min	<5	5 to <10	10 to <15	15 to <20	20 to <25	25 to <30	30 to <35	35 to <40	40 to <45	45 to <50	50 to <55	55 to <60	60 to <65	65 to <70	70 to <75	75 to <80	80 to <85	85 to <90	90 to <95	95 to <100	100 to <105	105 to <110	110 to <115	115 to <120	120 to <125	125 to <130	130 to <135	135 to <140	140 to <145	145 to <150	150 to <155	155 to <160	160 to <165	165 to <170	170 to <175	175 to <180	180 to <185	185 to <190	190 to <195	195 to >200	Total Counts	85pct Speed	10MPH Pace	% in pace	# of Speeders	% Speeders
11/05/2020	00:00	*	*	*	*	*	*	*	*	*	*	*	*	*	*	*	*	*	*	*	*	*	*	*	*	*	*	*	*	*	*	*	*	*	*	*	*	*	*	*	*	*	*	*	*	*	*
11/05/2020	01:00	*	*	*	*	*	*	*	*	*	*	*	*	*	*	*	*	*	*	*	*	*	*	*	*	*	*	*	*	*	*	*	*	*	*	*	*	*	*	*	*	*	*	*	*	*	*
11/05/2020	02:00	*	*	*	*	*	*	*	*	*	*	*	*	*	*	*	*	*	*	*	*	*	*	*	*	*	*	*	*	*	*	*	*	*	*	*	*	*	*	*	*	*	*	*	*	*	*
11/05/2020	03:00	*	*	*	*	*	*	*	*	*	*	*	*	*	*	*	*	*	*	*	*	*	*	*	*	*	*	*	*	*	*	*	*	*	*	*	*	*	*	*	*	*	*	*	*	*	*
11/05/2020	04:00	*	*	*	*	*	*	*	*	*	*	*	*	*	*	*	*	*	*	*	*	*	*	*	*	*	*	*	*	*	*	*	*	*	*	*	*	*	*	*	*	*	*	*	*	*	*
11/05/2020	05:00	*	*	*	*	*	*	*	*	*	*	*	*	*	*	*	*	*	*	*	*	*	*	*	*	*	*	*	*	*	*	*	*	*	*	*	*	*	*	*	*	*	*	*	*	*	*
11/05/2020	06:00	*	*	*	*	*	*	*	*	*	*	*	*	*	*	*	*	*	*	*	*	*	*	*	*	*	*	*	*	*	*	*	*	*	*	*	*	*	*	*	*	*	*	*	*	*	*
11/05/2020	07:00	*	*	*	*	*	*	*	*	*	*	*	*	*	*	*	*	*	*	*	*	*	*	*	*	*	*	*	*	*	*	*	*	*	*	*	*	*	*	*	*	*	*	*	*	*	*
11/05/2020	08:00	*	*	*	*	*	*	*	*	*	*	*	*	*	*	*	*	*	*	*	*	*	*	*	*	*	*	*	*	*	*	*	*	*	*	*	*	*	*	*	*	*	*	*	*	*	*
11/05/2020	09:00	*	*	*	*	*	*	*	*	*	*	*	*	*	*	*	*	*	*	*	*	*	*	*	*	*	*	*	*	*	*	*	*	*	*	*	*	*	*	*	*	*	*	*	*	*	*
11/05/2020	10:00	*	*	*	*	*	*	*	*	*	*	*	*	*	*	*	*	*	*	*	*	*	*	*	*	*	*	*	*	*	*	*	*	*	*	*	*	*	*	*	*	*	*	*	*	*	*
11/05/2020	11:00	*	*	*	*	*	*	*	*	*	*	*	*	*	*	*	*	*	*	*	*	*	*	*	*	*	*	*	*	*	*	*	*	*	*	*	*	*	*	*	*	*	*	*	*	*	*
11/05/2020	12:00	*	*	*	*	*	*	*	*	*	*	*	*	*	*	*	*	*	*	*	*	*	*	*	*	*	*	*	*	*	*	*	*	*	*	*	*	*	*	*	*	*	*	*	*	*	*
11/05/2020	13:00	*	*	*	*	*	*	*	*	*	*	*	*	*	*	*	*	*	*	*	*	*	*	*	*	*	*	*	*	*	*	*	*	*	*	*	*	*	*	*	*	*	*	*	*	*	*
11/05/2020	14:00	*	*	*	*	*	*	*	*	*	*	*	*	*	*	*	*	*	*	*	*	*	*	*	*	*	*	*	*	*	*	*	*	*	*	*	*	*	*	*	*	*	*	*	*	*	*
11/05/2020	15:00	*	*	*	*	*	*	*	*	*	*	*	*	*	*	*	*	*	*	*	*	*	*	*	*	*	*	*	*	*	*	*	*	*	*	*	*	*	*	*	*	*	*	*	*	*	*
11/05/2020	16:00	*	*	*	*	*	*	*	*	*	*	*	*	*	*	*	*	*	*	*	*	*	*	*	*	*	*	*	*	*	*	*	*	*	*	*	*	*	*	*	*	*	*	*	*	*	*
11/05/2020	17:00	*	*	*	*	*	*	*	*	*	*	*	*	*	*	*	*	*	*	*	*	*	*	*	*	*	*	*	*	*	*	*	*	*	*	*	*	*	*	*	*	*	*	*	*	*	*
11/05/2020	18:00	*	*	*	*	*	*	*	*	*	*	*	*	*	*	*	*	*	*	*	*	*	*	*	*	*	*	*	*	*	*	*	*	*	*	*	*	*	*	*	*	*	*	*	*	*	*
11/05/2020	19:00	*	*	*	*	*	*	*	*	*	*	*	*	*	*	*	*	*	*	*	*	*	*	*	*	*	*	*	*	*	*	*	*	*	*	*	*	*	*	*	*	*	*	*	*	*	*
11/05/2020	20:00	*	*	*	*	*	*	*	*	*	*	*	*	*	*	*	*	*	*	*	*	*	*	*	*	*	*	*	*	*	*	*	*	*	*	*	*	*	*	*	*	*	*	*	*	*	*
11/05/2020	21:00	*	*	*	*	*	*	*	*	*	*	*	*	*	*	*	*	*	*	*	*	*	*	*	*	*	*	*	*	*	*	*	*	*	*	*	*	*	*	*	*	*	*	*	*	*	*
11/05/2020	22:00	*	*	*	*	*	*	*	*	*	*	*	*	*	*	*	*	*	*	*	*	*	*	*	*	*	*	*	*	*	*	*	*	*	*	*	*	*	*	*	*	*	*	*	*	*	*
11/05/2020	23:00	*	*	*	*	*	*	*	*	*	*	*	*	*	*	*	*	*	*	*	*	*	*	*	*	*	*	*	*	*	*	*	*	*	*	*	*	*	*	*	*	*	*	*	*	*	*
24 Hr Summary		0	0	0	0	0	0	0	0	0	0	0	0	0	0	0	0	0	0	0	0	0	0	0	0	0	0	0	0	0	0	0	0	0	0	0	0	0	0	0	0	0	*	*	*	*

Incoming Histogram
Alton Rd Facing Alton

from Sun-Mar-15-2020-05-00-AM to Sun-Aug-16-2020-02-59-PM

Date	Starting Hr:min	<5	5 to <10	10 to <15	15 to <20	20 to <25	25 to <30	30 to <35	35 to <40	40 to <45	45 to <50	50 to <55	55 to <60	60 to <65	65 to <70	70 to <75	75 to <80	80 to <85	85 to <90	90 to <95	95 to <100	100 to <105	105 to <110	110 to <115	115 to <120	120 to <125	125 to <130	130 to <135	135 to <140	140 to <145	145 to <150	150 to <155	155 to <160	160 to <165	165 to <170	170 to <175	175 to <180	180 to <185	185 to <190	190 to <195	195 to >200	Total Counts	85pct Speed	10MPH Pace	% in pace	# of Speeders	% Speeders
12/05/2020	00:00	*	*	*	*	*	*	*	*	*	*	*	*	*	*	*	*	*	*	*	*	*	*	*	*	*	*	*	*	*	*	*	*	*	*	*	*	*	*	*	*	*	*	*	*	*	*
12/05/2020	01:00	*	*	*	*	*	*	*	*	*	*	*	*	*	*	*	*	*	*	*	*	*	*	*	*	*	*	*	*	*	*	*	*	*	*	*	*	*	*	*	*	*	*	*	*	*	*
12/05/2020	02:00	*	*	*	*	*	*	*	*	*	*	*	*	*	*	*	*	*	*	*	*	*	*	*	*	*	*	*	*	*	*	*	*	*	*	*	*	*	*	*	*	*	*	*	*	*	*
12/05/2020	03:00	*	*	*	*	*	*	*	*	*	*	*	*	*	*	*	*	*	*	*	*	*	*	*	*	*	*	*	*	*	*	*	*	*	*	*	*	*	*	*	*	*	*	*	*	*	*
12/05/2020	04:00	*	*	*	*	*	*	*	*	*	*	*	*	*	*	*	*	*	*	*	*	*	*	*	*	*	*	*	*	*	*	*	*	*	*	*	*	*	*	*	*	*	*	*	*	*	*
12/05/2020	05:00	*	*	*	*	*	*	*	*	*	*	*	*	*	*	*	*	*	*	*	*	*	*	*	*	*	*	*	*	*	*	*	*	*	*	*	*	*	*	*	*	*	*	*	*	*	*
12/05/2020	06:00	*	*	*	*	*	*	*	*	*	*	*	*	*	*	*	*	*	*	*	*	*	*	*	*	*	*	*	*	*	*	*	*	*	*	*	*	*	*	*	*	*	*	*	*	*	*
12/05/2020	07:00	*	*	*	*	*	*	*	*	*	*	*	*	*	*	*	*	*	*	*	*	*	*	*	*	*	*	*	*	*	*	*	*	*	*	*	*	*	*	*	*	*	*	*	*	*	*
12/05/2020	08:00	*	*	*	*	*	*	*	*	*	*	*	*	*	*	*	*	*	*	*	*	*	*	*	*	*	*	*	*	*	*	*	*	*	*	*	*	*	*	*	*	*	*	*	*	*	*
12/05/2020	09:00	*	*	*	*	*	*	*	*	*	*	*	*	*	*	*	*	*	*	*	*	*	*	*	*	*	*	*	*	*	*	*	*	*	*	*	*	*	*	*	*	*	*	*	*	*	*
12/05/2020	10:00	*	*	*	*	*	*	*	*	*	*	*	*	*	*	*	*	*	*	*	*	*	*	*	*	*	*	*	*	*	*	*	*	*	*	*	*	*	*	*	*	*	*	*	*	*	*
12/05/2020	11:00	*	*	*	*	*	*	*	*	*	*	*	*	*	*	*	*	*	*	*	*	*	*	*	*	*	*	*	*	*	*	*	*	*	*	*	*	*	*	*	*	*	*	*	*	*	*
12/05/2020	12:00	*	*	*	*	*	*	*	*	*	*	*	*	*	*	*	*	*	*	*	*	*	*	*	*	*	*	*	*	*	*	*	*	*	*	*	*	*	*	*	*	*	*	*	*	*	*
12/05/2020	13:00	*	*	*	*	*	*	*	*	*	*	*	*	*	*	*	*	*	*	*	*	*	*	*	*	*	*	*	*	*	*	*	*	*	*	*	*	*	*	*	*	*	*	*	*	*	*
12/05/2020	14:00	*	*	*	*	*	*	*	*	*	*	*	*	*	*	*	*	*	*	*	*	*	*	*	*	*	*	*	*	*	*	*	*	*	*	*	*	*	*	*	*	*	*	*	*	*	*
12/05/2020	15:00	*	*	*	*	*	*	*	*	*	*	*	*	*	*	*	*	*	*	*	*	*	*	*	*	*	*	*	*	*	*	*	*	*	*	*	*	*	*	*	*	*	*	*	*	*	*
12/05/2020	16:00	*	*	*	*	*	*	*	*	*	*	*	*	*	*	*	*	*	*	*	*	*	*	*	*	*	*	*	*	*	*	*	*	*	*	*	*	*	*	*	*	*	*	*	*	*	*
12/05/2020	17:00	*	*	*	*	*	*	*	*	*	*	*	*	*	*	*	*	*	*	*	*	*	*	*	*	*	*	*	*	*	*	*	*	*	*	*	*	*	*	*	*	*	*	*	*	*	*
12/05/2020	18:00	*	*	*	*	*	*	*	*	*	*	*	*	*	*	*	*	*	*	*	*	*	*	*	*	*	*	*	*	*	*	*	*	*	*	*	*	*	*	*	*	*	*	*	*	*	*
12/05/2020	19:00	*	*	*	*	*	*	*	*	*	*	*	*	*	*	*	*	*	*	*	*	*	*	*	*	*	*	*	*	*	*	*	*	*	*	*	*	*	*	*	*	*	*	*	*	*	*
12/05/2020	20:00	*	*	*	*	*	*	*	*	*	*	*	*	*	*	*	*	*	*	*	*	*	*	*	*	*	*	*	*	*	*	*	*	*	*	*	*	*	*	*	*	*	*	*	*	*	*
12/05/2020	21:00	*	*	*	*	*	*	*	*	*	*	*	*	*	*	*	*	*	*	*	*	*	*	*	*	*	*	*	*	*	*	*	*	*	*	*	*	*	*	*	*	*	*	*	*	*	*
12/05/2020	22:00	*	*	*	*	*	*	*	*	*	*	*	*	*	*	*	*	*	*	*	*	*	*	*	*	*	*	*	*	*	*	*	*	*	*	*	*	*	*	*	*	*	*	*	*	*	*
12/05/2020	23:00	*	*	*	*	*	*	*	*	*	*	*	*	*	*	*	*	*	*	*	*	*	*	*	*	*	*	*	*	*	*	*	*	*	*	*	*	*	*	*	*	*	*	*	*	*	*
24 Hr Summary		0	0	0	0	0	0	0	0	0	0	0	0	0	0	0	0	0	0	0	0	0	0	0	0	0	0	0	0	0	0	0	0	0	0	0	0	0	0	0	0	0	*	*	*	*

Incoming Histogram
Alton Rd Facing Alton

from Sun-Mar-15-2020-05-00-AM to Sun-Aug-16-2020-02-59-PM

Date	Starting Hr:min	<5	5 to <10	10 to <15	15 to <20	20 to <25	25 to <30	30 to <35	35 to <40	40 to <45	45 to <50	50 to <55	55 to <60	60 to <65	65 to <70	70 to <75	75 to <80	80 to <85	85 to <90	90 to <95	95 to <100	100 to <105	105 to <110	110 to <115	115 to <120	120 to <125	125 to <130	130 to <135	135 to <140	140 to <145	145 to <150	150 to <155	155 to <160	160 to <165	165 to <170	170 to <175	175 to <180	180 to <185	185 to <190	190 to <195	195 to >200	Total Counts	85pct Speed	10MPH Pace	% in pace	# of Speeders	% Speeders
13/05/2020	00:00	*	*	*	*	*	*	*	*	*	*	*	*	*	*	*	*	*	*	*	*	*	*	*	*	*	*	*	*	*	*	*	*	*	*	*	*	*	*	*	*	*	*	*	*	*	*
13/05/2020	01:00	*	*	*	*	*	*	*	*	*	*	*	*	*	*	*	*	*	*	*	*	*	*	*	*	*	*	*	*	*	*	*	*	*	*	*	*	*	*	*	*	*	*	*	*	*	*
13/05/2020	02:00	*	*	*	*	*	*	*	*	*	*	*	*	*	*	*	*	*	*	*	*	*	*	*	*	*	*	*	*	*	*	*	*	*	*	*	*	*	*	*	*	*	*	*	*	*	*
13/05/2020	03:00	*	*	*	*	*	*	*	*	*	*	*	*	*	*	*	*	*	*	*	*	*	*	*	*	*	*	*	*	*	*	*	*	*	*	*	*	*	*	*	*	*	*	*	*	*	*
13/05/2020	04:00	*	*	*	*	*	*	*	*	*	*	*	*	*	*	*	*	*	*	*	*	*	*	*	*	*	*	*	*	*	*	*	*	*	*	*	*	*	*	*	*	*	*	*	*	*	*
13/05/2020	05:00	*	*	*	*	*	*	*	*	*	*	*	*	*	*	*	*	*	*	*	*	*	*	*	*	*	*	*	*	*	*	*	*	*	*	*	*	*	*	*	*	*	*	*	*	*	*
13/05/2020	06:00	*	*	*	*	*	*	*	*	*	*	*	*	*	*	*	*	*	*	*	*	*	*	*	*	*	*	*	*	*	*	*	*	*	*	*	*	*	*	*	*	*	*	*	*	*	*
13/05/2020	07:00	*	*	*	*	*	*	*	*	*	*	*	*	*	*	*	*	*	*	*	*	*	*	*	*	*	*	*	*	*	*	*	*	*	*	*	*	*	*	*	*	*	*	*	*	*	*
13/05/2020	08:00	*	*	*	*	*	*	*	*	*	*	*	*	*	*	*	*	*	*	*	*	*	*	*	*	*	*	*	*	*	*	*	*	*	*	*	*	*	*	*	*	*	*	*	*	*	*
13/05/2020	09:00	*	*	*	*	*	*	*	*	*	*	*	*	*	*	*	*	*	*	*	*	*	*	*	*	*	*	*	*	*	*	*	*	*	*	*	*	*	*	*	*	*	*	*	*	*	*
13/05/2020	10:00	*	*	*	*	*	*	*	*	*	*	*	*	*	*	*	*	*	*	*	*	*	*	*	*	*	*	*	*	*	*	*	*	*	*	*	*	*	*	*	*	*	*	*	*	*	*
13/05/2020	11:00	*	*	*	*	*	*	*	*	*	*	*	*	*	*	*	*	*	*	*	*	*	*	*	*	*	*	*	*	*	*	*	*	*	*	*	*	*	*	*	*	*	*	*	*	*	*
13/05/2020	12:00	*	*	*	*	*	*	*	*	*	*	*	*	*	*	*	*	*	*	*	*	*	*	*	*	*	*	*	*	*	*	*	*	*	*	*	*	*	*	*	*	*	*	*	*	*	*
13/05/2020	13:00	*	*	*	*	*	*	*	*	*	*	*	*	*	*	*	*	*	*	*	*	*	*	*	*	*	*	*	*	*	*	*	*	*	*	*	*	*	*	*	*	*	*	*	*	*	*
13/05/2020	14:00	*	*	*	*	*	*	*	*	*	*	*	*	*	*	*	*	*	*	*	*	*	*	*	*	*	*	*	*	*	*	*	*	*	*	*	*	*	*	*	*	*	*	*	*	*	*
13/05/2020	15:00	*	*	*	*	*	*	*	*	*	*	*	*	*	*	*	*	*	*	*	*	*	*	*	*	*	*	*	*	*	*	*	*	*	*	*	*	*	*	*	*	*	*	*	*	*	*
13/05/2020	16:00	*	*	*	*	*	*	*	*	*	*	*	*	*	*	*	*	*	*	*	*	*	*	*	*	*	*	*	*	*	*	*	*	*	*	*	*	*	*	*	*	*	*	*	*	*	*
13/05/2020	17:00	*	*	*	*	*	*	*	*	*	*	*	*	*	*	*	*	*	*	*	*	*	*	*	*	*	*	*	*	*	*	*	*	*	*	*	*	*	*	*	*	*	*	*	*	*	*
13/05/2020	18:00	*	*	*	*	*	*	*	*	*	*	*	*	*	*	*	*	*	*	*	*	*	*	*	*	*	*	*	*	*	*	*	*	*	*	*	*	*	*	*	*	*	*	*	*	*	*
13/05/2020	19:00	*	*	*	*	*	*	*	*	*	*	*	*	*	*	*	*	*	*	*	*	*	*	*	*	*	*	*	*	*	*	*	*	*	*	*	*	*	*	*	*	*	*	*	*	*	*
13/05/2020	20:00	*	*	*	*	*	*	*	*	*	*	*	*	*	*	*	*	*	*	*	*	*	*	*	*	*	*	*	*	*	*	*	*	*	*	*	*	*	*	*	*	*	*	*	*	*	*
13/05/2020	21:00	*	*	*	*	*	*	*	*	*	*	*	*	*	*	*	*	*	*	*	*	*	*	*	*	*	*	*	*	*	*	*	*	*	*	*	*	*	*	*	*	*	*	*	*	*	*
13/05/2020	22:00	*	*	*	*	*	*	*	*	*	*	*	*	*	*	*	*	*	*	*	*	*	*	*	*	*	*	*	*	*	*	*	*	*	*	*	*	*	*	*	*	*	*	*	*	*	*
13/05/2020	23:00	*	*	*	*	*	*	*	*	*	*	*	*	*	*	*	*	*	*	*	*	*	*	*	*	*	*	*	*	*	*	*	*	*	*	*	*	*	*	*	*	*	*	*	*	*	*
24 Hr Summary		0	0	0	0	0	0	0	0	0	0	0	0	0	0	0	0	0	0	0	0	0	0	0	0	0	0	0	0	0	0	0	0	0	0	0	0	0	0	0	0	0	*	*	*	*

Incoming Histogram
Alton Rd Facing Alton

from Sun-Mar-15-2020-05-00-AM to Sun-Aug-16-2020-02-59-PM

Date	Starting Hr:min	<5	5 to <10	10 to <15	15 to <20	20 to <25	25 to <30	30 to <35	35 to <40	40 to <45	45 to <50	50 to <55	55 to <60	60 to <65	65 to <70	70 to <75	75 to <80	80 to <85	85 to <90	90 to <95	95 to <100	100 to <105	105 to <110	110 to <115	115 to <120	120 to <125	125 to <130	130 to <135	135 to <140	140 to <145	145 to <150	150 to <155	155 to <160	160 to <165	165 to <170	170 to <175	175 to <180	180 to <185	185 to <190	190 to <195	195 to >200	Total Counts	85pct Speed	10MPH Pace	% in pace	# of Speeders	% Speeders
14/05/2020	00:00	*	*	*	*	*	*	*	*	*	*	*	*	*	*	*	*	*	*	*	*	*	*	*	*	*	*	*	*	*	*	*	*	*	*	*	*	*	*	*	*	*	*	*	*	*	*
14/05/2020	01:00	*	*	*	*	*	*	*	*	*	*	*	*	*	*	*	*	*	*	*	*	*	*	*	*	*	*	*	*	*	*	*	*	*	*	*	*	*	*	*	*	*	*	*	*	*	*
14/05/2020	02:00	*	*	*	*	*	*	*	*	*	*	*	*	*	*	*	*	*	*	*	*	*	*	*	*	*	*	*	*	*	*	*	*	*	*	*	*	*	*	*	*	*	*	*	*	*	*
14/05/2020	03:00	*	*	*	*	*	*	*	*	*	*	*	*	*	*	*	*	*	*	*	*	*	*	*	*	*	*	*	*	*	*	*	*	*	*	*	*	*	*	*	*	*	*	*	*	*	*
14/05/2020	04:00	*	*	*	*	*	*	*	*	*	*	*	*	*	*	*	*	*	*	*	*	*	*	*	*	*	*	*	*	*	*	*	*	*	*	*	*	*	*	*	*	*	*	*	*	*	*
14/05/2020	05:00	*	*	*	*	*	*	*	*	*	*	*	*	*	*	*	*	*	*	*	*	*	*	*	*	*	*	*	*	*	*	*	*	*	*	*	*	*	*	*	*	*	*	*	*	*	*
14/05/2020	06:00	*	*	*	*	*	*	*	*	*	*	*	*	*	*	*	*	*	*	*	*	*	*	*	*	*	*	*	*	*	*	*	*	*	*	*	*	*	*	*	*	*	*	*	*	*	*
14/05/2020	07:00	*	*	*	*	*	*	*	*	*	*	*	*	*	*	*	*	*	*	*	*	*	*	*	*	*	*	*	*	*	*	*	*	*	*	*	*	*	*	*	*	*	*	*	*	*	*
14/05/2020	08:00	*	*	*	*	*	*	*	*	*	*	*	*	*	*	*	*	*	*	*	*	*	*	*	*	*	*	*	*	*	*	*	*	*	*	*	*	*	*	*	*	*	*	*	*	*	*
14/05/2020	09:00	*	*	*	*	*	*	*	*	*	*	*	*	*	*	*	*	*	*	*	*	*	*	*	*	*	*	*	*	*	*	*	*	*	*	*	*	*	*	*	*	*	*	*	*	*	*
14/05/2020	10:00	*	*	*	*	*	*	*	*	*	*	*	*	*	*	*	*	*	*	*	*	*	*	*	*	*	*	*	*	*	*	*	*	*	*	*	*	*	*	*	*	*	*	*	*	*	*
14/05/2020	11:00	*	*	*	*	*	*	*	*	*	*	*	*	*	*	*	*	*	*	*	*	*	*	*	*	*	*	*	*	*	*	*	*	*	*	*	*	*	*	*	*	*	*	*	*	*	*
14/05/2020	12:00	*	*	*	*	*	*	*	*	*	*	*	*	*	*	*	*	*	*	*	*	*	*	*	*	*	*	*	*	*	*	*	*	*	*	*	*	*	*	*	*	*	*	*	*	*	*
14/05/2020	13:00	*	*	*	*	*	*	*	*	*	*	*	*	*	*	*	*	*	*	*	*	*	*	*	*	*	*	*	*	*	*	*	*	*	*	*	*	*	*	*	*	*	*	*	*	*	*
14/05/2020	14:00	*	*	*	*	*	*	*	*	*	*	*	*	*	*	*	*	*	*	*	*	*	*	*	*	*	*	*	*	*	*	*	*	*	*	*	*	*	*	*	*	*	*	*	*	*	*
14/05/2020	15:00	*	*	*	*	*	*	*	*	*	*	*	*	*	*	*	*	*	*	*	*	*	*	*	*	*	*	*	*	*	*	*	*	*	*	*	*	*	*	*	*	*	*	*	*	*	*
14/05/2020	16:00	*	*	*	*	*	*	*	*	*	*	*	*	*	*	*	*	*	*	*	*	*	*	*	*	*	*	*	*	*	*	*	*	*	*	*	*	*	*	*	*	*	*	*	*	*	*
14/05/2020	17:00	*	*	*	*	*	*	*	*	*	*	*	*	*	*	*	*	*	*	*	*	*	*	*	*	*	*	*	*	*	*	*	*	*	*	*	*	*	*	*	*	*	*	*	*	*	*
14/05/2020	18:00	*	*	*	*	*	*	*	*	*	*	*	*	*	*	*	*	*	*	*	*	*	*	*	*	*	*	*	*	*	*	*	*	*	*	*	*	*	*	*	*	*	*	*	*	*	*
14/05/2020	19:00	*	*	*	*	*	*	*	*	*	*	*	*	*	*	*	*	*	*	*	*	*	*	*	*	*	*	*	*	*	*	*	*	*	*	*	*	*	*	*	*	*	*	*	*	*	*
14/05/2020	20:00	*	*	*	*	*	*	*	*	*	*	*	*	*	*	*	*	*	*	*	*	*	*	*	*	*	*	*	*	*	*	*	*	*	*	*	*	*	*	*	*	*	*	*	*	*	*
14/05/2020	21:00	*	*	*	*	*	*	*	*	*	*	*	*	*	*	*	*	*	*	*	*	*	*	*	*	*	*	*	*	*	*	*	*	*	*	*	*	*	*	*	*	*	*	*	*	*	*
14/05/2020	22:00	*	*	*	*	*	*	*	*	*	*	*	*	*	*	*	*	*	*	*	*	*	*	*	*	*	*	*	*	*	*	*	*	*	*	*	*	*	*	*	*	*	*	*	*	*	*
14/05/2020	23:00	*	*	*	*	*	*	*	*	*	*	*	*	*	*	*	*	*	*	*	*	*	*	*	*	*	*	*	*	*	*	*	*	*	*	*	*	*	*	*	*	*	*	*	*	*	*
24 Hr Summary		0	0	0	0	0	0	0	0	0	0	0	0	0	0	0	0	0	0	0	0	0	0	0	0	0	0	0	0	0	0	0	0	0	0	0	0	0	0	0	0	0	*	*	*	*

Incoming Histogram
Alton Rd Facing Alton

from Sun-Mar-15-2020-05-00-AM to Sun-Aug-16-2020-02-59-PM

Date	Starting Hr:min	<5	5 to <10	10 to <15	15 to <20	20 to <25	25 to <30	30 to <35	35 to <40	40 to <45	45 to <50	50 to <55	55 to <60	60 to <65	65 to <70	70 to <75	75 to <80	80 to <85	85 to <90	90 to <95	95 to <100	100 to <105	105 to <110	110 to <115	115 to <120	120 to <125	125 to <130	130 to <135	135 to <140	140 to <145	145 to <150	150 to <155	155 to <160	160 to <165	165 to <170	170 to <175	175 to <180	180 to <185	185 to <190	190 to <195	195 to >200	Total Counts	85pct Speed	10MPH Pace	% in pace	# of Speeders	% Speeders
15/05/2020	00:00	*	*	*	*	*	*	*	*	*	*	*	*	*	*	*	*	*	*	*	*	*	*	*	*	*	*	*	*	*	*	*	*	*	*	*	*	*	*	*	*	*	*	*	*	*	*
15/05/2020	01:00	*	*	*	*	*	*	*	*	*	*	*	*	*	*	*	*	*	*	*	*	*	*	*	*	*	*	*	*	*	*	*	*	*	*	*	*	*	*	*	*	*	*	*	*	*	*
15/05/2020	02:00	*	*	*	*	*	*	*	*	*	*	*	*	*	*	*	*	*	*	*	*	*	*	*	*	*	*	*	*	*	*	*	*	*	*	*	*	*	*	*	*	*	*	*	*	*	*
15/05/2020	03:00	*	*	*	*	*	*	*	*	*	*	*	*	*	*	*	*	*	*	*	*	*	*	*	*	*	*	*	*	*	*	*	*	*	*	*	*	*	*	*	*	*	*	*	*	*	*
15/05/2020	04:00	*	*	*	*	*	*	*	*	*	*	*	*	*	*	*	*	*	*	*	*	*	*	*	*	*	*	*	*	*	*	*	*	*	*	*	*	*	*	*	*	*	*	*	*	*	*
15/05/2020	05:00	*	*	*	*	*	*	*	*	*	*	*	*	*	*	*	*	*	*	*	*	*	*	*	*	*	*	*	*	*	*	*	*	*	*	*	*	*	*	*	*	*	*	*	*	*	*
15/05/2020	06:00	*	*	*	*	*	*	*	*	*	*	*	*	*	*	*	*	*	*	*	*	*	*	*	*	*	*	*	*	*	*	*	*	*	*	*	*	*	*	*	*	*	*	*	*	*	*
15/05/2020	07:00	*	*	*	*	*	*	*	*	*	*	*	*	*	*	*	*	*	*	*	*	*	*	*	*	*	*	*	*	*	*	*	*	*	*	*	*	*	*	*	*	*	*	*	*	*	*
15/05/2020	08:00	*	*	*	*	*	*	*	*	*	*	*	*	*	*	*	*	*	*	*	*	*	*	*	*	*	*	*	*	*	*	*	*	*	*	*	*	*	*	*	*	*	*	*	*	*	*
15/05/2020	09:00	*	*	*	*	*	*	*	*	*	*	*	*	*	*	*	*	*	*	*	*	*	*	*	*	*	*	*	*	*	*	*	*	*	*	*	*	*	*	*	*	*	*	*	*	*	*
15/05/2020	10:00	*	*	*	*	*	*	*	*	*	*	*	*	*	*	*	*	*	*	*	*	*	*	*	*	*	*	*	*	*	*	*	*	*	*	*	*	*	*	*	*	*	*	*	*	*	*
15/05/2020	11:00	*	*	*	*	*	*	*	*	*	*	*	*	*	*	*	*	*	*	*	*	*	*	*	*	*	*	*	*	*	*	*	*	*	*	*	*	*	*	*	*	*	*	*	*	*	*
15/05/2020	12:00	*	*	*	*	*	*	*	*	*	*	*	*	*	*	*	*	*	*	*	*	*	*	*	*	*	*	*	*	*	*	*	*	*	*	*	*	*	*	*	*	*	*	*	*	*	*
15/05/2020	13:00	*	*	*	*	*	*	*	*	*	*	*	*	*	*	*	*	*	*	*	*	*	*	*	*	*	*	*	*	*	*	*	*	*	*	*	*	*	*	*	*	*	*	*	*	*	*
15/05/2020	14:00	*	*	*	*	*	*	*	*	*	*	*	*	*	*	*	*	*	*	*	*	*	*	*	*	*	*	*	*	*	*	*	*	*	*	*	*	*	*	*	*	*	*	*	*	*	*
15/05/2020	15:00	*	*	*	*	*	*	*	*	*	*	*	*	*	*	*	*	*	*	*	*	*	*	*	*	*	*	*	*	*	*	*	*	*	*	*	*	*	*	*	*	*	*	*	*	*	*
15/05/2020	16:00	*	*	*	*	*	*	*	*	*	*	*	*	*	*	*	*	*	*	*	*	*	*	*	*	*	*	*	*	*	*	*	*	*	*	*	*	*	*	*	*	*	*	*	*	*	*
15/05/2020	17:00	*	*	*	*	*	*	*	*	*	*	*	*	*	*	*	*	*	*	*	*	*	*	*	*	*	*	*	*	*	*	*	*	*	*	*	*	*	*	*	*	*	*	*	*	*	*
15/05/2020	18:00	*	*	*	*	*	*	*	*	*	*	*	*	*	*	*	*	*	*	*	*	*	*	*	*	*	*	*	*	*	*	*	*	*	*	*	*	*	*	*	*	*	*	*	*	*	*
15/05/2020	19:00	*	*	*	*	*	*	*	*	*	*	*	*	*	*	*	*	*	*	*	*	*	*	*	*	*	*	*	*	*	*	*	*	*	*	*	*	*	*	*	*	*	*	*	*	*	*
15/05/2020	20:00	*	*	*	*	*	*	*	*	*	*	*	*	*	*	*	*	*	*	*	*	*	*	*	*	*	*	*	*	*	*	*	*	*	*	*	*	*	*	*	*	*	*	*	*	*	*
15/05/2020	21:00	*	*	*	*	*	*	*	*	*	*	*	*	*	*	*	*	*	*	*	*	*	*	*	*	*	*	*	*	*	*	*	*	*	*	*	*	*	*	*	*	*	*	*	*	*	*
15/05/2020	22:00	*	*	*	*	*	*	*	*	*	*	*	*	*	*	*	*	*	*	*	*	*	*	*	*	*	*	*	*	*	*	*	*	*	*	*	*	*	*	*	*	*	*	*	*	*	*
15/05/2020	23:00	*	*	*	*	*	*	*	*	*	*	*	*	*	*	*	*	*	*	*	*	*	*	*	*	*	*	*	*	*	*	*	*	*	*	*	*	*	*	*	*	*	*	*	*	*	*
24 Hr Summary		0	0	0	0	0	0	0	0	0	0	0	0	0	0	0	0	0	0	0	0	0	0	0	0	0	0	0	0	0	0	0	0	0	0	0	0	0	0	0	0	0	*	*	*	*

Incoming Histogram
Alton Rd Facing Alton

from Sun-Mar-15-2020-05-00-AM to Sun-Aug-16-2020-02-59-PM

Date	Starting Hr:min	<5	5 to <10	10 to <15	15 to <20	20 to <25	25 to <30	30 to <35	35 to <40	40 to <45	45 to <50	50 to <55	55 to <60	60 to <65	65 to <70	70 to <75	75 to <80	80 to <85	85 to <90	90 to <95	95 to <100	100 to <105	105 to <110	110 to <115	115 to <120	120 to <125	125 to <130	130 to <135	135 to <140	140 to <145	145 to <150	150 to <155	155 to <160	160 to <165	165 to <170	170 to <175	175 to <180	180 to <185	185 to <190	190 to <195	195 to >200	Total Counts	85pct Speed	10MPH Pace	% in pace	# of Speeders	% Speeders
16/05/2020	00:00	*	*	*	*	*	*	*	*	*	*	*	*	*	*	*	*	*	*	*	*	*	*	*	*	*	*	*	*	*	*	*	*	*	*	*	*	*	*	*	*	*	*	*	*	*	*
16/05/2020	01:00	*	*	*	*	*	*	*	*	*	*	*	*	*	*	*	*	*	*	*	*	*	*	*	*	*	*	*	*	*	*	*	*	*	*	*	*	*	*	*	*	*	*	*	*	*	*
16/05/2020	02:00	*	*	*	*	*	*	*	*	*	*	*	*	*	*	*	*	*	*	*	*	*	*	*	*	*	*	*	*	*	*	*	*	*	*	*	*	*	*	*	*	*	*	*	*	*	*
16/05/2020	03:00	*	*	*	*	*	*	*	*	*	*	*	*	*	*	*	*	*	*	*	*	*	*	*	*	*	*	*	*	*	*	*	*	*	*	*	*	*	*	*	*	*	*	*	*	*	*
16/05/2020	04:00	*	*	*	*	*	*	*	*	*	*	*	*	*	*	*	*	*	*	*	*	*	*	*	*	*	*	*	*	*	*	*	*	*	*	*	*	*	*	*	*	*	*	*	*	*	*
16/05/2020	05:00	*	*	*	*	*	*	*	*	*	*	*	*	*	*	*	*	*	*	*	*	*	*	*	*	*	*	*	*	*	*	*	*	*	*	*	*	*	*	*	*	*	*	*	*	*	*
16/05/2020	06:00	*	*	*	*	*	*	*	*	*	*	*	*	*	*	*	*	*	*	*	*	*	*	*	*	*	*	*	*	*	*	*	*	*	*	*	*	*	*	*	*	*	*	*	*	*	*
16/05/2020	07:00	*	*	*	*	*	*	*	*	*	*	*	*	*	*	*	*	*	*	*	*	*	*	*	*	*	*	*	*	*	*	*	*	*	*	*	*	*	*	*	*	*	*	*	*	*	*
16/05/2020	08:00	*	*	*	*	*	*	*	*	*	*	*	*	*	*	*	*	*	*	*	*	*	*	*	*	*	*	*	*	*	*	*	*	*	*	*	*	*	*	*	*	*	*	*	*	*	*
16/05/2020	09:00	*	*	*	*	*	*	*	*	*	*	*	*	*	*	*	*	*	*	*	*	*	*	*	*	*	*	*	*	*	*	*	*	*	*	*	*	*	*	*	*	*	*	*	*	*	*
16/05/2020	10:00	*	*	*	*	*	*	*	*	*	*	*	*	*	*	*	*	*	*	*	*	*	*	*	*	*	*	*	*	*	*	*	*	*	*	*	*	*	*	*	*	*	*	*	*	*	*
16/05/2020	11:00	*	*	*	*	*	*	*	*	*	*	*	*	*	*	*	*	*	*	*	*	*	*	*	*	*	*	*	*	*	*	*	*	*	*	*	*	*	*	*	*	*	*	*	*	*	*
16/05/2020	12:00	*	*	*	*	*	*	*	*	*	*	*	*	*	*	*	*	*	*	*	*	*	*	*	*	*	*	*	*	*	*	*	*	*	*	*	*	*	*	*	*	*	*	*	*	*	*
16/05/2020	13:00	*	*	*	*	*	*	*	*	*	*	*	*	*	*	*	*	*	*	*	*	*	*	*	*	*	*	*	*	*	*	*	*	*	*	*	*	*	*	*	*	*	*	*	*	*	*
16/05/2020	14:00	*	*	*	*	*	*	*	*	*	*	*	*	*	*	*	*	*	*	*	*	*	*	*	*	*	*	*	*	*	*	*	*	*	*	*	*	*	*	*	*	*	*	*	*	*	*
16/05/2020	15:00	*	*	*	*	*	*	*	*	*	*	*	*	*	*	*	*	*	*	*	*	*	*	*	*	*	*	*	*	*	*	*	*	*	*	*	*	*	*	*	*	*	*	*	*	*	*
16/05/2020	16:00	*	*	*	*	*	*	*	*	*	*	*	*	*	*	*	*	*	*	*	*	*	*	*	*	*	*	*	*	*	*	*	*	*	*	*	*	*	*	*	*	*	*	*	*	*	*
16/05/2020	17:00	*	*	*	*	*	*	*	*	*	*	*	*	*	*	*	*	*	*	*	*	*	*	*	*	*	*	*	*	*	*	*	*	*	*	*	*	*	*	*	*	*	*	*	*	*	*
16/05/2020	18:00	*	*	*	*	*	*	*	*	*	*	*	*	*	*	*	*	*	*	*	*	*	*	*	*	*	*	*	*	*	*	*	*	*	*	*	*	*	*	*	*	*	*	*	*	*	*
16/05/2020	19:00	*	*	*	*	*	*	*	*	*	*	*	*	*	*	*	*	*	*	*	*	*	*	*	*	*	*	*	*	*	*	*	*	*	*	*	*	*	*	*	*	*	*	*	*	*	*
16/05/2020	20:00	*	*	*	*	*	*	*	*	*	*	*	*	*	*	*	*	*	*	*	*	*	*	*	*	*	*	*	*	*	*	*	*	*	*	*	*	*	*	*	*	*	*	*	*	*	*
16/05/2020	21:00	*	*	*	*	*	*	*	*	*	*	*	*	*	*	*	*	*	*	*	*	*	*	*	*	*	*	*	*	*	*	*	*	*	*	*	*	*	*	*	*	*	*	*	*	*	*
16/05/2020	22:00	*	*	*	*	*	*	*	*	*	*	*	*	*	*	*	*	*	*	*	*	*	*	*	*	*	*	*	*	*	*	*	*	*	*	*	*	*	*	*	*	*	*	*	*	*	*
16/05/2020	23:00	*	*	*	*	*	*	*	*	*	*	*	*	*	*	*	*	*	*	*	*	*	*	*	*	*	*	*	*	*	*	*	*	*	*	*	*	*	*	*	*	*	*	*	*	*	*
24 Hr Summary		0	0	0	0	0	0	0	0	0	0	0	0	0	0	0	0	0	0	0	0	0	0	0	0	0	0	0	0	0	0	0	0	0	0	0	0	0	0	0	0	0	*	*	*	*

Incoming Histogram
Alton Rd Facing Alton

from Sun-Mar-15-2020-05-00-AM to Sun-Aug-16-2020-02-59-PM

Date	Starting Hr:min	<5	5 to <10	10 to <15	15 to <20	20 to <25	25 to <30	30 to <35	35 to <40	40 to <45	45 to <50	50 to <55	55 to <60	60 to <65	65 to <70	70 to <75	75 to <80	80 to <85	85 to <90	90 to <95	95 to <100	100 to <105	105 to <110	110 to <115	115 to <120	120 to <125	125 to <130	130 to <135	135 to <140	140 to <145	145 to <150	150 to <155	155 to <160	160 to <165	165 to <170	170 to <175	175 to <180	180 to <185	185 to <190	190 to <195	195 to >200	Total Counts	85pct Speed	10MPH Pace	% in pace	# of Speeders	% Speeders
17/05/2020	00:00	*	*	*	*	*	*	*	*	*	*	*	*	*	*	*	*	*	*	*	*	*	*	*	*	*	*	*	*	*	*	*	*	*	*	*	*	*	*	*	*	*	*	*	*	*	*
17/05/2020	01:00	*	*	*	*	*	*	*	*	*	*	*	*	*	*	*	*	*	*	*	*	*	*	*	*	*	*	*	*	*	*	*	*	*	*	*	*	*	*	*	*	*	*	*	*	*	*
17/05/2020	02:00	*	*	*	*	*	*	*	*	*	*	*	*	*	*	*	*	*	*	*	*	*	*	*	*	*	*	*	*	*	*	*	*	*	*	*	*	*	*	*	*	*	*	*	*	*	*
17/05/2020	03:00	*	*	*	*	*	*	*	*	*	*	*	*	*	*	*	*	*	*	*	*	*	*	*	*	*	*	*	*	*	*	*	*	*	*	*	*	*	*	*	*	*	*	*	*	*	*
17/05/2020	04:00	*	*	*	*	*	*	*	*	*	*	*	*	*	*	*	*	*	*	*	*	*	*	*	*	*	*	*	*	*	*	*	*	*	*	*	*	*	*	*	*	*	*	*	*	*	*
17/05/2020	05:00	*	*	*	*	*	*	*	*	*	*	*	*	*	*	*	*	*	*	*	*	*	*	*	*	*	*	*	*	*	*	*	*	*	*	*	*	*	*	*	*	*	*	*	*	*	*
17/05/2020	06:00	*	*	*	*	*	*	*	*	*	*	*	*	*	*	*	*	*	*	*	*	*	*	*	*	*	*	*	*	*	*	*	*	*	*	*	*	*	*	*	*	*	*	*	*	*	*
17/05/2020	07:00	*	*	*	*	*	*	*	*	*	*	*	*	*	*	*	*	*	*	*	*	*	*	*	*	*	*	*	*	*	*	*	*	*	*	*	*	*	*	*	*	*	*	*	*	*	*
17/05/2020	08:00	*	*	*	*	*	*	*	*	*	*	*	*	*	*	*	*	*	*	*	*	*	*	*	*	*	*	*	*	*	*	*	*	*	*	*	*	*	*	*	*	*	*	*	*	*	*
17/05/2020	09:00	*	*	*	*	*	*	*	*	*	*	*	*	*	*	*	*	*	*	*	*	*	*	*	*	*	*	*	*	*	*	*	*	*	*	*	*	*	*	*	*	*	*	*	*	*	*
17/05/2020	10:00	*	*	*	*	*	*	*	*	*	*	*	*	*	*	*	*	*	*	*	*	*	*	*	*	*	*	*	*	*	*	*	*	*	*	*	*	*	*	*	*	*	*	*	*	*	*
17/05/2020	11:00	*	*	*	*	*	*	*	*	*	*	*	*	*	*	*	*	*	*	*	*	*	*	*	*	*	*	*	*	*	*	*	*	*	*	*	*	*	*	*	*	*	*	*	*	*	*
17/05/2020	12:00	*	*	*	*	*	*	*	*	*	*	*	*	*	*	*	*	*	*	*	*	*	*	*	*	*	*	*	*	*	*	*	*	*	*	*	*	*	*	*	*	*	*	*	*	*	*
17/05/2020	13:00	*	*	*	*	*	*	*	*	*	*	*	*	*	*	*	*	*	*	*	*	*	*	*	*	*	*	*	*	*	*	*	*	*	*	*	*	*	*	*	*	*	*	*	*	*	*
17/05/2020	14:00	*	*	*	*	*	*	*	*	*	*	*	*	*	*	*	*	*	*	*	*	*	*	*	*	*	*	*	*	*	*	*	*	*	*	*	*	*	*	*	*	*	*	*	*	*	*
17/05/2020	15:00	*	*	*	*	*	*	*	*	*	*	*	*	*	*	*	*	*	*	*	*	*	*	*	*	*	*	*	*	*	*	*	*	*	*	*	*	*	*	*	*	*	*	*	*	*	*
17/05/2020	16:00	*	*	*	*	*	*	*	*	*	*	*	*	*	*	*	*	*	*	*	*	*	*	*	*	*	*	*	*	*	*	*	*	*	*	*	*	*	*	*	*	*	*	*	*	*	*
17/05/2020	17:00	*	*	*	*	*	*	*	*	*	*	*	*	*	*	*	*	*	*	*	*	*	*	*	*	*	*	*	*	*	*	*	*	*	*	*	*	*	*	*	*	*	*	*	*	*	*
17/05/2020	18:00	*	*	*	*	*	*	*	*	*	*	*	*	*	*	*	*	*	*	*	*	*	*	*	*	*	*	*	*	*	*	*	*	*	*	*	*	*	*	*	*	*	*	*	*	*	*
17/05/2020	19:00	*	*	*	*	*	*	*	*	*	*	*	*	*	*	*	*	*	*	*	*	*	*	*	*	*	*	*	*	*	*	*	*	*	*	*	*	*	*	*	*	*	*	*	*	*	*
17/05/2020	20:00	*	*	*	*	*	*	*	*	*	*	*	*	*	*	*	*	*	*	*	*	*	*	*	*	*	*	*	*	*	*	*	*	*	*	*	*	*	*	*	*	*	*	*	*	*	*
17/05/2020	21:00	*	*	*	*	*	*	*	*	*	*	*	*	*	*	*	*	*	*	*	*	*	*	*	*	*	*	*	*	*	*	*	*	*	*	*	*	*	*	*	*	*	*	*	*	*	*
17/05/2020	22:00	*	*	*	*	*	*	*	*	*	*	*	*	*	*	*	*	*	*	*	*	*	*	*	*	*	*	*	*	*	*	*	*	*	*	*	*	*	*	*	*	*	*	*	*	*	*
17/05/2020	23:00	*	*	*	*	*	*	*	*	*	*	*	*	*	*	*	*	*	*	*	*	*	*	*	*	*	*	*	*	*	*	*	*	*	*	*	*	*	*	*	*	*	*	*	*	*	*
24 Hr Summary		0	0	0	0	0	0	0	0	0	0	0	0	0	0	0	0	0	0	0	0	0	0	0	0	0	0	0	0	0	0	0	0	0	0	0	0	0	0	0	0	*	*	*	*

Incoming Histogram
Alton Rd Facing Alton

from Sun-Mar-15-2020-05-00-AM to Sun-Aug-16-2020-02-59-PM

Date	Starting Hr:min	<5	5 to <10	10 to <15	15 to <20	20 to <25	25 to <30	30 to <35	35 to <40	40 to <45	45 to <50	50 to <55	55 to <60	60 to <65	65 to <70	70 to <75	75 to <80	80 to <85	85 to <90	90 to <95	95 to <100	100 to <105	105 to <110	110 to <115	115 to <120	120 to <125	125 to <130	130 to <135	135 to <140	140 to <145	145 to <150	150 to <155	155 to <160	160 to <165	165 to <170	170 to <175	175 to <180	180 to <185	185 to <190	190 to <195	195 to >200	Total Counts	85pct Speed	10MPH Pace	% in pace	# of Speeders	% Speeders
18/05/2020	00:00	*	*	*	*	*	*	*	*	*	*	*	*	*	*	*	*	*	*	*	*	*	*	*	*	*	*	*	*	*	*	*	*	*	*	*	*	*	*	*	*	*	*	*	*	*	*
18/05/2020	01:00	*	*	*	*	*	*	*	*	*	*	*	*	*	*	*	*	*	*	*	*	*	*	*	*	*	*	*	*	*	*	*	*	*	*	*	*	*	*	*	*	*	*	*	*	*	*
18/05/2020	02:00	*	*	*	*	*	*	*	*	*	*	*	*	*	*	*	*	*	*	*	*	*	*	*	*	*	*	*	*	*	*	*	*	*	*	*	*	*	*	*	*	*	*	*	*	*	*
18/05/2020	03:00	*	*	*	*	*	*	*	*	*	*	*	*	*	*	*	*	*	*	*	*	*	*	*	*	*	*	*	*	*	*	*	*	*	*	*	*	*	*	*	*	*	*	*	*	*	*
18/05/2020	04:00	*	*	*	*	*	*	*	*	*	*	*	*	*	*	*	*	*	*	*	*	*	*	*	*	*	*	*	*	*	*	*	*	*	*	*	*	*	*	*	*	*	*	*	*	*	*
18/05/2020	05:00	*	*	*	*	*	*	*	*	*	*	*	*	*	*	*	*	*	*	*	*	*	*	*	*	*	*	*	*	*	*	*	*	*	*	*	*	*	*	*	*	*	*	*	*	*	*
18/05/2020	06:00	*	*	*	*	*	*	*	*	*	*	*	*	*	*	*	*	*	*	*	*	*	*	*	*	*	*	*	*	*	*	*	*	*	*	*	*	*	*	*	*	*	*	*	*	*	*
18/05/2020	07:00	*	*	*	*	*	*	*	*	*	*	*	*	*	*	*	*	*	*	*	*	*	*	*	*	*	*	*	*	*	*	*	*	*	*	*	*	*	*	*	*	*	*	*	*	*	*
18/05/2020	08:00	*	*	*	*	*	*	*	*	*	*	*	*	*	*	*	*	*	*	*	*	*	*	*	*	*	*	*	*	*	*	*	*	*	*	*	*	*	*	*	*	*	*	*	*	*	*
18/05/2020	09:00	*	*	*	*	*	*	*	*	*	*	*	*	*	*	*	*	*	*	*	*	*	*	*	*	*	*	*	*	*	*	*	*	*	*	*	*	*	*	*	*	*	*	*	*	*	*
18/05/2020	10:00	*	*	*	*	*	*	*	*	*	*	*	*	*	*	*	*	*	*	*	*	*	*	*	*	*	*	*	*	*	*	*	*	*	*	*	*	*	*	*	*	*	*	*	*	*	*
18/05/2020	11:00	*	*	*	*	*	*	*	*	*	*	*	*	*	*	*	*	*	*	*	*	*	*	*	*	*	*	*	*	*	*	*	*	*	*	*	*	*	*	*	*	*	*	*	*	*	*
18/05/2020	12:00	*	*	*	*	*	*	*	*	*	*	*	*	*	*	*	*	*	*	*	*	*	*	*	*	*	*	*	*	*	*	*	*	*	*	*	*	*	*	*	*	*	*	*	*	*	*
18/05/2020	13:00	*	*	*	*	*	*	*	*	*	*	*	*	*	*	*	*	*	*	*	*	*	*	*	*	*	*	*	*	*	*	*	*	*	*	*	*	*	*	*	*	*	*	*	*	*	*
18/05/2020	14:00	*	*	*	*	*	*	*	*	*	*	*	*	*	*	*	*	*	*	*	*	*	*	*	*	*	*	*	*	*	*	*	*	*	*	*	*	*	*	*	*	*	*	*	*	*	*
18/05/2020	15:00	*	*	*	*	*	*	*	*	*	*	*	*	*	*	*	*	*	*	*	*	*	*	*	*	*	*	*	*	*	*	*	*	*	*	*	*	*	*	*	*	*	*	*	*	*	*
18/05/2020	16:00	*	*	*	*	*	*	*	*	*	*	*	*	*	*	*	*	*	*	*	*	*	*	*	*	*	*	*	*	*	*	*	*	*	*	*	*	*	*	*	*	*	*	*	*	*	*
18/05/2020	17:00	*	*	*	*	*	*	*	*	*	*	*	*	*	*	*	*	*	*	*	*	*	*	*	*	*	*	*	*	*	*	*	*	*	*	*	*	*	*	*	*	*	*	*	*	*	*
18/05/2020	18:00	*	*	*	*	*	*	*	*	*	*	*	*	*	*	*	*	*	*	*	*	*	*	*	*	*	*	*	*	*	*	*	*	*	*	*	*	*	*	*	*	*	*	*	*	*	*
18/05/2020	19:00	*	*	*	*	*	*	*	*	*	*	*	*	*	*	*	*	*	*	*	*	*	*	*	*	*	*	*	*	*	*	*	*	*	*	*	*	*	*	*	*	*	*	*	*	*	*
18/05/2020	20:00	*	*	*	*	*	*	*	*	*	*	*	*	*	*	*	*	*	*	*	*	*	*	*	*	*	*	*	*	*	*	*	*	*	*	*	*	*	*	*	*	*	*	*	*	*	*
18/05/2020	21:00	*	*	*	*	*	*	*	*	*	*	*	*	*	*	*	*	*	*	*	*	*	*	*	*	*	*	*	*	*	*	*	*	*	*	*	*	*	*	*	*	*	*	*	*	*	*
18/05/2020	22:00	*	*	*	*	*	*	*	*	*	*	*	*	*	*	*	*	*	*	*	*	*	*	*	*	*	*	*	*	*	*	*	*	*	*	*	*	*	*	*	*	*	*	*	*	*	*
18/05/2020	23:00	*	*	*	*	*	*	*	*	*	*	*	*	*	*	*	*	*	*	*	*	*	*	*	*	*	*	*	*	*	*	*	*	*	*	*	*	*	*	*	*	*	*	*	*	*	*
24 Hr Summary		0	0	0	0	0	0	0	0	0	0	0	0	0	0	0	0	0	0	0	0	0	0	0	0	0	0	0	0	0	0	0	0	0	0	0	0	0	0	0	0	0	*	*	*	*

Incoming Histogram
Alton Rd Facing Alton

from Sun-Mar-15-2020-05-00-AM to Sun-Aug-16-2020-02-59-PM

Date	Starting Hr:min	<5	5 to <10	10 to <15	15 to <20	20 to <25	25 to <30	30 to <35	35 to <40	40 to <45	45 to <50	50 to <55	55 to <60	60 to <65	65 to <70	70 to <75	75 to <80	80 to <85	85 to <90	90 to <95	95 to <100	100 to <105	105 to <110	110 to <115	115 to <120	120 to <125	125 to <130	130 to <135	135 to <140	140 to <145	145 to <150	150 to <155	155 to <160	160 to <165	165 to <170	170 to <175	175 to <180	180 to <185	185 to <190	190 to <195	195 to >200	Total Counts	85pct Speed	10MPH Pace	% in pace	# of Speeders	% Speeders
19/05/2020	00:00	*	*	*	*	*	*	*	*	*	*	*	*	*	*	*	*	*	*	*	*	*	*	*	*	*	*	*	*	*	*	*	*	*	*	*	*	*	*	*	*	*	*	*	*	*	*
19/05/2020	01:00	*	*	*	*	*	*	*	*	*	*	*	*	*	*	*	*	*	*	*	*	*	*	*	*	*	*	*	*	*	*	*	*	*	*	*	*	*	*	*	*	*	*	*	*	*	*
19/05/2020	02:00	*	*	*	*	*	*	*	*	*	*	*	*	*	*	*	*	*	*	*	*	*	*	*	*	*	*	*	*	*	*	*	*	*	*	*	*	*	*	*	*	*	*	*	*	*	*
19/05/2020	03:00	*	*	*	*	*	*	*	*	*	*	*	*	*	*	*	*	*	*	*	*	*	*	*	*	*	*	*	*	*	*	*	*	*	*	*	*	*	*	*	*	*	*	*	*	*	*
19/05/2020	04:00	*	*	*	*	*	*	*	*	*	*	*	*	*	*	*	*	*	*	*	*	*	*	*	*	*	*	*	*	*	*	*	*	*	*	*	*	*	*	*	*	*	*	*	*	*	*
19/05/2020	05:00	*	*	*	*	*	*	*	*	*	*	*	*	*	*	*	*	*	*	*	*	*	*	*	*	*	*	*	*	*	*	*	*	*	*	*	*	*	*	*	*	*	*	*	*	*	*
19/05/2020	06:00	*	*	*	*	*	*	*	*	*	*	*	*	*	*	*	*	*	*	*	*	*	*	*	*	*	*	*	*	*	*	*	*	*	*	*	*	*	*	*	*	*	*	*	*	*	*
19/05/2020	07:00	*	*	*	*	*	*	*	*	*	*	*	*	*	*	*	*	*	*	*	*	*	*	*	*	*	*	*	*	*	*	*	*	*	*	*	*	*	*	*	*	*	*	*	*	*	*
19/05/2020	08:00	*	*	*	*	*	*	*	*	*	*	*	*	*	*	*	*	*	*	*	*	*	*	*	*	*	*	*	*	*	*	*	*	*	*	*	*	*	*	*	*	*	*	*	*	*	*
19/05/2020	09:00	*	*	*	*	*	*	*	*	*	*	*	*	*	*	*	*	*	*	*	*	*	*	*	*	*	*	*	*	*	*	*	*	*	*	*	*	*	*	*	*	*	*	*	*	*	*
19/05/2020	10:00	*	*	*	*	*	*	*	*	*	*	*	*	*	*	*	*	*	*	*	*	*	*	*	*	*	*	*	*	*	*	*	*	*	*	*	*	*	*	*	*	*	*	*	*	*	*
19/05/2020	11:00	*	*	*	*	*	*	*	*	*	*	*	*	*	*	*	*	*	*	*	*	*	*	*	*	*	*	*	*	*	*	*	*	*	*	*	*	*	*	*	*	*	*	*	*	*	*
19/05/2020	12:00	*	*	*	*	*	*	*	*	*	*	*	*	*	*	*	*	*	*	*	*	*	*	*	*	*	*	*	*	*	*	*	*	*	*	*	*	*	*	*	*	*	*	*	*	*	*
19/05/2020	13:00	*	*	*	*	*	*	*	*	*	*	*	*	*	*	*	*	*	*	*	*	*	*	*	*	*	*	*	*	*	*	*	*	*	*	*	*	*	*	*	*	*	*	*	*	*	*
19/05/2020	14:00	*	*	*	*	*	*	*	*	*	*	*	*	*	*	*	*	*	*	*	*	*	*	*	*	*	*	*	*	*	*	*	*	*	*	*	*	*	*	*	*	*	*	*	*	*	*
19/05/2020	15:00	*	*	*	*	*	*	*	*	*	*	*	*	*	*	*	*	*	*	*	*	*	*	*	*	*	*	*	*	*	*	*	*	*	*	*	*	*	*	*	*	*	*	*	*	*	*
19/05/2020	16:00	*	*	*	*	*	*	*	*	*	*	*	*	*	*	*	*	*	*	*	*	*	*	*	*	*	*	*	*	*	*	*	*	*	*	*	*	*	*	*	*	*	*	*	*	*	*
19/05/2020	17:00	*	*	*	*	*	*	*	*	*	*	*	*	*	*	*	*	*	*	*	*	*	*	*	*	*	*	*	*	*	*	*	*	*	*	*	*	*	*	*	*	*	*	*	*	*	*
19/05/2020	18:00	*	*	*	*	*	*	*	*	*	*	*	*	*	*	*	*	*	*	*	*	*	*	*	*	*	*	*	*	*	*	*	*	*	*	*	*	*	*	*	*	*	*	*	*	*	*
19/05/2020	19:00	*	*	*	*	*	*	*	*	*	*	*	*	*	*	*	*	*	*	*	*	*	*	*	*	*	*	*	*	*	*	*	*	*	*	*	*	*	*	*	*	*	*	*	*	*	*
19/05/2020	20:00	*	*	*	*	*	*	*	*	*	*	*	*	*	*	*	*	*	*	*	*	*	*	*	*	*	*	*	*	*	*	*	*	*	*	*	*	*	*	*	*	*	*	*	*	*	*
19/05/2020	21:00	*	*	*	*	*	*	*	*	*	*	*	*	*	*	*	*	*	*	*	*	*	*	*	*	*	*	*	*	*	*	*	*	*	*	*	*	*	*	*	*	*	*	*	*	*	*
19/05/2020	22:00	*	*	*	*	*	*	*	*	*	*	*	*	*	*	*	*	*	*	*	*	*	*	*	*	*	*	*	*	*	*	*	*	*	*	*	*	*	*	*	*	*	*	*	*	*	*
19/05/2020	23:00	*	*	*	*	*	*	*	*	*	*	*	*	*	*	*	*	*	*	*	*	*	*	*	*	*	*	*	*	*	*	*	*	*	*	*	*	*	*	*	*	*	*	*	*	*	*
24 Hr Summary		0	0	0	0	0	0	0	0	0	0	0	0	0	0	0	0	0	0	0	0	0	0	0	0	0	0	0	0	0	0	0	0	0	0	0	0	0	0	0	0	0	*	*	*	*

Incoming Histogram
Alton Rd Facing Alton

from Sun-Mar-15-2020-05-00-AM to Sun-Aug-16-2020-02-59-PM

Date	Starting Hr:min	<5	5 to <10	10 to <15	15 to <20	20 to <25	25 to <30	30 to <35	35 to <40	40 to <45	45 to <50	50 to <55	55 to <60	60 to <65	65 to <70	70 to <75	75 to <80	80 to <85	85 to <90	90 to <95	95 to <100	100 to <105	105 to <110	110 to <115	115 to <120	120 to <125	125 to <130	130 to <135	135 to <140	140 to <145	145 to <150	150 to <155	155 to <160	160 to <165	165 to <170	170 to <175	175 to <180	180 to <185	185 to <190	190 to <195	195 to >200	Total Counts	85pct Speed	10MPH Pace	% in pace	# of Speeders	% Speeders
20/05/2020	00:00	*	*	*	*	*	*	*	*	*	*	*	*	*	*	*	*	*	*	*	*	*	*	*	*	*	*	*	*	*	*	*	*	*	*	*	*	*	*	*	*	*	*	*	*	*	*
20/05/2020	01:00	*	*	*	*	*	*	*	*	*	*	*	*	*	*	*	*	*	*	*	*	*	*	*	*	*	*	*	*	*	*	*	*	*	*	*	*	*	*	*	*	*	*	*	*	*	*
20/05/2020	02:00	*	*	*	*	*	*	*	*	*	*	*	*	*	*	*	*	*	*	*	*	*	*	*	*	*	*	*	*	*	*	*	*	*	*	*	*	*	*	*	*	*	*	*	*	*	*
20/05/2020	03:00	*	*	*	*	*	*	*	*	*	*	*	*	*	*	*	*	*	*	*	*	*	*	*	*	*	*	*	*	*	*	*	*	*	*	*	*	*	*	*	*	*	*	*	*	*	*
20/05/2020	04:00	*	*	*	*	*	*	*	*	*	*	*	*	*	*	*	*	*	*	*	*	*	*	*	*	*	*	*	*	*	*	*	*	*	*	*	*	*	*	*	*	*	*	*	*	*	*
20/05/2020	05:00	*	*	*	*	*	*	*	*	*	*	*	*	*	*	*	*	*	*	*	*	*	*	*	*	*	*	*	*	*	*	*	*	*	*	*	*	*	*	*	*	*	*	*	*	*	*
20/05/2020	06:00	*	*	*	*	*	*	*	*	*	*	*	*	*	*	*	*	*	*	*	*	*	*	*	*	*	*	*	*	*	*	*	*	*	*	*	*	*	*	*	*	*	*	*	*	*	*
20/05/2020	07:00	*	*	*	*	*	*	*	*	*	*	*	*	*	*	*	*	*	*	*	*	*	*	*	*	*	*	*	*	*	*	*	*	*	*	*	*	*	*	*	*	*	*	*	*	*	*
20/05/2020	08:00	*	*	*	*	*	*	*	*	*	*	*	*	*	*	*	*	*	*	*	*	*	*	*	*	*	*	*	*	*	*	*	*	*	*	*	*	*	*	*	*	*	*	*	*	*	*
20/05/2020	09:00	*	*	*	*	*	*	*	*	*	*	*	*	*	*	*	*	*	*	*	*	*	*	*	*	*	*	*	*	*	*	*	*	*	*	*	*	*	*	*	*	*	*	*	*	*	*
20/05/2020	10:00	*	*	*	*	*	*	*	*	*	*	*	*	*	*	*	*	*	*	*	*	*	*	*	*	*	*	*	*	*	*	*	*	*	*	*	*	*	*	*	*	*	*	*	*	*	*
20/05/2020	11:00	*	*	*	*	*	*	*	*	*	*	*	*	*	*	*	*	*	*	*	*	*	*	*	*	*	*	*	*	*	*	*	*	*	*	*	*	*	*	*	*	*	*	*	*	*	*
20/05/2020	12:00	*	*	*	*	*	*	*	*	*	*	*	*	*	*	*	*	*	*	*	*	*	*	*	*	*	*	*	*	*	*	*	*	*	*	*	*	*	*	*	*	*	*	*	*	*	*
20/05/2020	13:00	*	*	*	*	*	*	*	*	*	*	*	*	*	*	*	*	*	*	*	*	*	*	*	*	*	*	*	*	*	*	*	*	*	*	*	*	*	*	*	*	*	*	*	*	*	*
20/05/2020	14:00	*	*	*	*	*	*	*	*	*	*	*	*	*	*	*	*	*	*	*	*	*	*	*	*	*	*	*	*	*	*	*	*	*	*	*	*	*	*	*	*	*	*	*	*	*	*
20/05/2020	15:00	*	*	*	*	*	*	*	*	*	*	*	*	*	*	*	*	*	*	*	*	*	*	*	*	*	*	*	*	*	*	*	*	*	*	*	*	*	*	*	*	*	*	*	*	*	*
20/05/2020	16:00	*	*	*	*	*	*	*	*	*	*	*	*	*	*	*	*	*	*	*	*	*	*	*	*	*	*	*	*	*	*	*	*	*	*	*	*	*	*	*	*	*	*	*	*	*	*
20/05/2020	17:00	*	*	*	*	*	*	*	*	*	*	*	*	*	*	*	*	*	*	*	*	*	*	*	*	*	*	*	*	*	*	*	*	*	*	*	*	*	*	*	*	*	*	*	*	*	*
20/05/2020	18:00	*	*	*	*	*	*	*	*	*	*	*	*	*	*	*	*	*	*	*	*	*	*	*	*	*	*	*	*	*	*	*	*	*	*	*	*	*	*	*	*	*	*	*	*	*	*
20/05/2020	19:00	*	*	*	*	*	*	*	*	*	*	*	*	*	*	*	*	*	*	*	*	*	*	*	*	*	*	*	*	*	*	*	*	*	*	*	*	*	*	*	*	*	*	*	*	*	*
20/05/2020	20:00	*	*	*	*	*	*	*	*	*	*	*	*	*	*	*	*	*	*	*	*	*	*	*	*	*	*	*	*	*	*	*	*	*	*	*	*	*	*	*	*	*	*	*	*	*	*
20/05/2020	21:00	*	*	*	*	*	*	*	*	*	*	*	*	*	*	*	*	*	*	*	*	*	*	*	*	*	*	*	*	*	*	*	*	*	*	*	*	*	*	*	*	*	*	*	*	*	*
20/05/2020	22:00	*	*	*	*	*	*	*	*	*	*	*	*	*	*	*	*	*	*	*	*	*	*	*	*	*	*	*	*	*	*	*	*	*	*	*	*	*	*	*	*	*	*	*	*	*	*
20/05/2020	23:00	*	*	*	*	*	*	*	*	*	*	*	*	*	*	*	*	*	*	*	*	*	*	*	*	*	*	*	*	*	*	*	*	*	*	*	*	*	*	*	*	*	*	*	*	*	*
24 Hr Summary		0	0	0	0	0	0	0	0	0	0	0	0	0	0	0	0	0	0	0	0	0	0	0	0	0	0	0	0	0	0	0	0	0	0	0	0	0	0	0	0	0	*	*	*	*

Incoming Histogram
Alton Rd Facing Alton

from Sun-Mar-15-2020-05-00-AM to Sun-Aug-16-2020-02-59-PM

Date	Starting Hr:min	<5	5 to <10	10 to <15	15 to <20	20 to <25	25 to <30	30 to <35	35 to <40	40 to <45	45 to <50	50 to <55	55 to <60	60 to <65	65 to <70	70 to <75	75 to <80	80 to <85	85 to <90	90 to <95	95 to <100	100 to <105	105 to <110	110 to <115	115 to <120	120 to <125	125 to <130	130 to <135	135 to <140	140 to <145	145 to <150	150 to <155	155 to <160	160 to <165	165 to <170	170 to <175	175 to <180	180 to <185	185 to <190	190 to <195	195 to >200	Total Counts	85pct Speed	10MPH Pace	% in pace	# of Speeders	% Speeders
21/05/2020	00:00	*	*	*	*	*	*	*	*	*	*	*	*	*	*	*	*	*	*	*	*	*	*	*	*	*	*	*	*	*	*	*	*	*	*	*	*	*	*	*	*	*	*	*	*	*	*
21/05/2020	01:00	*	*	*	*	*	*	*	*	*	*	*	*	*	*	*	*	*	*	*	*	*	*	*	*	*	*	*	*	*	*	*	*	*	*	*	*	*	*	*	*	*	*	*	*	*	*
21/05/2020	02:00	*	*	*	*	*	*	*	*	*	*	*	*	*	*	*	*	*	*	*	*	*	*	*	*	*	*	*	*	*	*	*	*	*	*	*	*	*	*	*	*	*	*	*	*	*	*
21/05/2020	03:00	*	*	*	*	*	*	*	*	*	*	*	*	*	*	*	*	*	*	*	*	*	*	*	*	*	*	*	*	*	*	*	*	*	*	*	*	*	*	*	*	*	*	*	*	*	*
21/05/2020	04:00	*	*	*	*	*	*	*	*	*	*	*	*	*	*	*	*	*	*	*	*	*	*	*	*	*	*	*	*	*	*	*	*	*	*	*	*	*	*	*	*	*	*	*	*	*	*
21/05/2020	05:00	*	*	*	*	*	*	*	*	*	*	*	*	*	*	*	*	*	*	*	*	*	*	*	*	*	*	*	*	*	*	*	*	*	*	*	*	*	*	*	*	*	*	*	*	*	*
21/05/2020	06:00	*	*	*	*	*	*	*	*	*	*	*	*	*	*	*	*	*	*	*	*	*	*	*	*	*	*	*	*	*	*	*	*	*	*	*	*	*	*	*	*	*	*	*	*	*	*
21/05/2020	07:00	*	*	*	*	*	*	*	*	*	*	*	*	*	*	*	*	*	*	*	*	*	*	*	*	*	*	*	*	*	*	*	*	*	*	*	*	*	*	*	*	*	*	*	*	*	*
21/05/2020	08:00	*	*	*	*	*	*	*	*	*	*	*	*	*	*	*	*	*	*	*	*	*	*	*	*	*	*	*	*	*	*	*	*	*	*	*	*	*	*	*	*	*	*	*	*	*	*
21/05/2020	09:00	*	*	*	*	*	*	*	*	*	*	*	*	*	*	*	*	*	*	*	*	*	*	*	*	*	*	*	*	*	*	*	*	*	*	*	*	*	*	*	*	*	*	*	*	*	*
21/05/2020	10:00	*	*	*	*	*	*	*	*	*	*	*	*	*	*	*	*	*	*	*	*	*	*	*	*	*	*	*	*	*	*	*	*	*	*	*	*	*	*	*	*	*	*	*	*	*	*
21/05/2020	11:00	*	*	*	*	*	*	*	*	*	*	*	*	*	*	*	*	*	*	*	*	*	*	*	*	*	*	*	*	*	*	*	*	*	*	*	*	*	*	*	*	*	*	*	*	*	*
21/05/2020	12:00	*	*	*	*	*	*	*	*	*	*	*	*	*	*	*	*	*	*	*	*	*	*	*	*	*	*	*	*	*	*	*	*	*	*	*	*	*	*	*	*	*	*	*	*	*	*
21/05/2020	13:00	*	*	*	*	*	*	*	*	*	*	*	*	*	*	*	*	*	*	*	*	*	*	*	*	*	*	*	*	*	*	*	*	*	*	*	*	*	*	*	*	*	*	*	*	*	*
21/05/2020	14:00	*	*	*	*	*	*	*	*	*	*	*	*	*	*	*	*	*	*	*	*	*	*	*	*	*	*	*	*	*	*	*	*	*	*	*	*	*	*	*	*	*	*	*	*	*	*
21/05/2020	15:00	*	*	*	*	*	*	*	*	*	*	*	*	*	*	*	*	*	*	*	*	*	*	*	*	*	*	*	*	*	*	*	*	*	*	*	*	*	*	*	*	*	*	*	*	*	*
21/05/2020	16:00	*	*	*	*	*	*	*	*	*	*	*	*	*	*	*	*	*	*	*	*	*	*	*	*	*	*	*	*	*	*	*	*	*	*	*	*	*	*	*	*	*	*	*	*	*	*
21/05/2020	17:00	*	*	*	*	*	*	*	*	*	*	*	*	*	*	*	*	*	*	*	*	*	*	*	*	*	*	*	*	*	*	*	*	*	*	*	*	*	*	*	*	*	*	*	*	*	*
21/05/2020	18:00	*	*	*	*	*	*	*	*	*	*	*	*	*	*	*	*	*	*	*	*	*	*	*	*	*	*	*	*	*	*	*	*	*	*	*	*	*	*	*	*	*	*	*	*	*	*
21/05/2020	19:00	*	*	*	*	*	*	*	*	*	*	*	*	*	*	*	*	*	*	*	*	*	*	*	*	*	*	*	*	*	*	*	*	*	*	*	*	*	*	*	*	*	*	*	*	*	*
21/05/2020	20:00	*	*	*	*	*	*	*	*	*	*	*	*	*	*	*	*	*	*	*	*	*	*	*	*	*	*	*	*	*	*	*	*	*	*	*	*	*	*	*	*	*	*	*	*	*	*
21/05/2020	21:00	*	*	*	*	*	*	*	*	*	*	*	*	*	*	*	*	*	*	*	*	*	*	*	*	*	*	*	*	*	*	*	*	*	*	*	*	*	*	*	*	*	*	*	*	*	*
21/05/2020	22:00	*	*	*	*	*	*	*	*	*	*	*	*	*	*	*	*	*	*	*	*	*	*	*	*	*	*	*	*	*	*	*	*	*	*	*	*	*	*	*	*	*	*	*	*	*	*
21/05/2020	23:00	*	*	*	*	*	*	*	*	*	*	*	*	*	*	*	*	*	*	*	*	*	*	*	*	*	*	*	*	*	*	*	*	*	*	*	*	*	*	*	*	*	*	*	*	*	*
24 Hr Summary		0	0	0	0	0	0	0	0	0	0	0	0	0	0	0	0	0	0	0	0	0	0	0	0	0	0	0	0	0	0	0	0	0	0	0	0	0	0	0	0	0	*	*	*	*

Incoming Histogram
Alton Rd Facing Alton

from Sun-Mar-15-2020-05-00-AM to Sun-Aug-16-2020-02-59-PM

Date	Starting Hr:min	<5	5 to <10	10 to <15	15 to <20	20 to <25	25 to <30	30 to <35	35 to <40	40 to <45	45 to <50	50 to <55	55 to <60	60 to <65	65 to <70	70 to <75	75 to <80	80 to <85	85 to <90	90 to <95	95 to <100	100 to <105	105 to <110	110 to <115	115 to <120	120 to <125	125 to <130	130 to <135	135 to <140	140 to <145	145 to <150	150 to <155	155 to <160	160 to <165	165 to <170	170 to <175	175 to <180	180 to <185	185 to <190	190 to <195	195 to >200	Total Counts	85pct Speed	10MPH Pace	% in pace	# of Speeders	% Speeders
22/05/2020	00:00	*	*	*	*	*	*	*	*	*	*	*	*	*	*	*	*	*	*	*	*	*	*	*	*	*	*	*	*	*	*	*	*	*	*	*	*	*	*	*	*	*	*	*	*	*	*
22/05/2020	01:00	*	*	*	*	*	*	*	*	*	*	*	*	*	*	*	*	*	*	*	*	*	*	*	*	*	*	*	*	*	*	*	*	*	*	*	*	*	*	*	*	*	*	*	*	*	*
22/05/2020	02:00	*	*	*	*	*	*	*	*	*	*	*	*	*	*	*	*	*	*	*	*	*	*	*	*	*	*	*	*	*	*	*	*	*	*	*	*	*	*	*	*	*	*	*	*	*	*
22/05/2020	03:00	*	*	*	*	*	*	*	*	*	*	*	*	*	*	*	*	*	*	*	*	*	*	*	*	*	*	*	*	*	*	*	*	*	*	*	*	*	*	*	*	*	*	*	*	*	*
22/05/2020	04:00	*	*	*	*	*	*	*	*	*	*	*	*	*	*	*	*	*	*	*	*	*	*	*	*	*	*	*	*	*	*	*	*	*	*	*	*	*	*	*	*	*	*	*	*	*	*
22/05/2020	05:00	*	*	*	*	*	*	*	*	*	*	*	*	*	*	*	*	*	*	*	*	*	*	*	*	*	*	*	*	*	*	*	*	*	*	*	*	*	*	*	*	*	*	*	*	*	*
22/05/2020	06:00	*	*	*	*	*	*	*	*	*	*	*	*	*	*	*	*	*	*	*	*	*	*	*	*	*	*	*	*	*	*	*	*	*	*	*	*	*	*	*	*	*	*	*	*	*	*
22/05/2020	07:00	*	*	*	*	*	*	*	*	*	*	*	*	*	*	*	*	*	*	*	*	*	*	*	*	*	*	*	*	*	*	*	*	*	*	*	*	*	*	*	*	*	*	*	*	*	*
22/05/2020	08:00	*	*	*	*	*	*	*	*	*	*	*	*	*	*	*	*	*	*	*	*	*	*	*	*	*	*	*	*	*	*	*	*	*	*	*	*	*	*	*	*	*	*	*	*	*	*
22/05/2020	09:00	*	*	*	*	*	*	*	*	*	*	*	*	*	*	*	*	*	*	*	*	*	*	*	*	*	*	*	*	*	*	*	*	*	*	*	*	*	*	*	*	*	*	*	*	*	*
22/05/2020	10:00	*	*	*	*	*	*	*	*	*	*	*	*	*	*	*	*	*	*	*	*	*	*	*	*	*	*	*	*	*	*	*	*	*	*	*	*	*	*	*	*	*	*	*	*	*	*
22/05/2020	11:00	*	*	*	*	*	*	*	*	*	*	*	*	*	*	*	*	*	*	*	*	*	*	*	*	*	*	*	*	*	*	*	*	*	*	*	*	*	*	*	*	*	*	*	*	*	*
22/05/2020	12:00	*	*	*	*	*	*	*	*	*	*	*	*	*	*	*	*	*	*	*	*	*	*	*	*	*	*	*	*	*	*	*	*	*	*	*	*	*	*	*	*	*	*	*	*	*	*
22/05/2020	13:00	*	*	*	*	*	*	*	*	*	*	*	*	*	*	*	*	*	*	*	*	*	*	*	*	*	*	*	*	*	*	*	*	*	*	*	*	*	*	*	*	*	*	*	*	*	*
22/05/2020	14:00	*	*	*	*	*	*	*	*	*	*	*	*	*	*	*	*	*	*	*	*	*	*	*	*	*	*	*	*	*	*	*	*	*	*	*	*	*	*	*	*	*	*	*	*	*	*
22/05/2020	15:00	*	*	*	*	*	*	*	*	*	*	*	*	*	*	*	*	*	*	*	*	*	*	*	*	*	*	*	*	*	*	*	*	*	*	*	*	*	*	*	*	*	*	*	*	*	*
22/05/2020	16:00	*	*	*	*	*	*	*	*	*	*	*	*	*	*	*	*	*	*	*	*	*	*	*	*	*	*	*	*	*	*	*	*	*	*	*	*	*	*	*	*	*	*	*	*	*	*
22/05/2020	17:00	*	*	*	*	*	*	*	*	*	*	*	*	*	*	*	*	*	*	*	*	*	*	*	*	*	*	*	*	*	*	*	*	*	*	*	*	*	*	*	*	*	*	*	*	*	*
22/05/2020	18:00	*	*	*	*	*	*	*	*	*	*	*	*	*	*	*	*	*	*	*	*	*	*	*	*	*	*	*	*	*	*	*	*	*	*	*	*	*	*	*	*	*	*	*	*	*	*
22/05/2020	19:00	*	*	*	*	*	*	*	*	*	*	*	*	*	*	*	*	*	*	*	*	*	*	*	*	*	*	*	*	*	*	*	*	*	*	*	*	*	*	*	*	*	*	*	*	*	*
22/05/2020	20:00	*	*	*	*	*	*	*	*	*	*	*	*	*	*	*	*	*	*	*	*	*	*	*	*	*	*	*	*	*	*	*	*	*	*	*	*	*	*	*	*	*	*	*	*	*	*
22/05/2020	21:00	*	*	*	*	*	*	*	*	*	*	*	*	*	*	*	*	*	*	*	*	*	*	*	*	*	*	*	*	*	*	*	*	*	*	*	*	*	*	*	*	*	*	*	*	*	*
22/05/2020	22:00	*	*	*	*	*	*	*	*	*	*	*	*	*	*	*	*	*	*	*	*	*	*	*	*	*	*	*	*	*	*	*	*	*	*	*	*	*	*	*	*	*	*	*	*	*	*
22/05/2020	23:00	*	*	*	*	*	*	*	*	*	*	*	*	*	*	*	*	*	*	*	*	*	*	*	*	*	*	*	*	*	*	*	*	*	*	*	*	*	*	*	*	*	*	*	*	*	*
24 Hr Summary		0	0	0	0	0	0	0	0	0	0	0	0	0	0	0	0	0	0	0	0	0	0	0	0	0	0	0	0	0	0	0	0	0	0	0	0	0	0	0	0	0	*	*	*	*

Incoming Histogram
Alton Rd Facing Alton

from Sun-Mar-15-2020-05-00-AM to Sun-Aug-16-2020-02-59-PM

Date	Starting Hr:min	<5	5 to <10	10 to <15	15 to <20	20 to <25	25 to <30	30 to <35	35 to <40	40 to <45	45 to <50	50 to <55	55 to <60	60 to <65	65 to <70	70 to <75	75 to <80	80 to <85	85 to <90	90 to <95	95 to <100	100 to <105	105 to <110	110 to <115	115 to <120	120 to <125	125 to <130	130 to <135	135 to <140	140 to <145	145 to <150	150 to <155	155 to <160	160 to <165	165 to <170	170 to <175	175 to <180	180 to <185	185 to <190	190 to <195	195 to >200	Total Counts	85pct Speed	10MPH Pace	% in pace	# of Speeders	% Speeders
23/05/2020	00:00	*	*	*	*	*	*	*	*	*	*	*	*	*	*	*	*	*	*	*	*	*	*	*	*	*	*	*	*	*	*	*	*	*	*	*	*	*	*	*	*	*	*	*	*	*	*
23/05/2020	01:00	*	*	*	*	*	*	*	*	*	*	*	*	*	*	*	*	*	*	*	*	*	*	*	*	*	*	*	*	*	*	*	*	*	*	*	*	*	*	*	*	*	*	*	*	*	*
23/05/2020	02:00	*	*	*	*	*	*	*	*	*	*	*	*	*	*	*	*	*	*	*	*	*	*	*	*	*	*	*	*	*	*	*	*	*	*	*	*	*	*	*	*	*	*	*	*	*	*
23/05/2020	03:00	*	*	*	*	*	*	*	*	*	*	*	*	*	*	*	*	*	*	*	*	*	*	*	*	*	*	*	*	*	*	*	*	*	*	*	*	*	*	*	*	*	*	*	*	*	*
23/05/2020	04:00	*	*	*	*	*	*	*	*	*	*	*	*	*	*	*	*	*	*	*	*	*	*	*	*	*	*	*	*	*	*	*	*	*	*	*	*	*	*	*	*	*	*	*	*	*	*
23/05/2020	05:00	*	*	*	*	*	*	*	*	*	*	*	*	*	*	*	*	*	*	*	*	*	*	*	*	*	*	*	*	*	*	*	*	*	*	*	*	*	*	*	*	*	*	*	*	*	*
23/05/2020	06:00	*	*	*	*	*	*	*	*	*	*	*	*	*	*	*	*	*	*	*	*	*	*	*	*	*	*	*	*	*	*	*	*	*	*	*	*	*	*	*	*	*	*	*	*	*	*
23/05/2020	07:00	*	*	*	*	*	*	*	*	*	*	*	*	*	*	*	*	*	*	*	*	*	*	*	*	*	*	*	*	*	*	*	*	*	*	*	*	*	*	*	*	*	*	*	*	*	*
23/05/2020	08:00	*	*	*	*	*	*	*	*	*	*	*	*	*	*	*	*	*	*	*	*	*	*	*	*	*	*	*	*	*	*	*	*	*	*	*	*	*	*	*	*	*	*	*	*	*	*
23/05/2020	09:00	*	*	*	*	*	*	*	*	*	*	*	*	*	*	*	*	*	*	*	*	*	*	*	*	*	*	*	*	*	*	*	*	*	*	*	*	*	*	*	*	*	*	*	*	*	*
23/05/2020	10:00	*	*	*	*	*	*	*	*	*	*	*	*	*	*	*	*	*	*	*	*	*	*	*	*	*	*	*	*	*	*	*	*	*	*	*	*	*	*	*	*	*	*	*	*	*	*
23/05/2020	11:00	*	*	*	*	*	*	*	*	*	*	*	*	*	*	*	*	*	*	*	*	*	*	*	*	*	*	*	*	*	*	*	*	*	*	*	*	*	*	*	*	*	*	*	*	*	*
23/05/2020	12:00	*	*	*	*	*	*	*	*	*	*	*	*	*	*	*	*	*	*	*	*	*	*	*	*	*	*	*	*	*	*	*	*	*	*	*	*	*	*	*	*	*	*	*	*	*	*
23/05/2020	13:00	*	*	*	*	*	*	*	*	*	*	*	*	*	*	*	*	*	*	*	*	*	*	*	*	*	*	*	*	*	*	*	*	*	*	*	*	*	*	*	*	*	*	*	*	*	*
23/05/2020	14:00	*	*	*	*	*	*	*	*	*	*	*	*	*	*	*	*	*	*	*	*	*	*	*	*	*	*	*	*	*	*	*	*	*	*	*	*	*	*	*	*	*	*	*	*	*	*
23/05/2020	15:00	*	*	*	*	*	*	*	*	*	*	*	*	*	*	*	*	*	*	*	*	*	*	*	*	*	*	*	*	*	*	*	*	*	*	*	*	*	*	*	*	*	*	*	*	*	*
23/05/2020	16:00	*	*	*	*	*	*	*	*	*	*	*	*	*	*	*	*	*	*	*	*	*	*	*	*	*	*	*	*	*	*	*	*	*	*	*	*	*	*	*	*	*	*	*	*	*	*
23/05/2020	17:00	*	*	*	*	*	*	*	*	*	*	*	*	*	*	*	*	*	*	*	*	*	*	*	*	*	*	*	*	*	*	*	*	*	*	*	*	*	*	*	*	*	*	*	*	*	*
23/05/2020	18:00	*	*	*	*	*	*	*	*	*	*	*	*	*	*	*	*	*	*	*	*	*	*	*	*	*	*	*	*	*	*	*	*	*	*	*	*	*	*	*	*	*	*	*	*	*	*
23/05/2020	19:00	*	*	*	*	*	*	*	*	*	*	*	*	*	*	*	*	*	*	*	*	*	*	*	*	*	*	*	*	*	*	*	*	*	*	*	*	*	*	*	*	*	*	*	*	*	*
23/05/2020	20:00	*	*	*	*	*	*	*	*	*	*	*	*	*	*	*	*	*	*	*	*	*	*	*	*	*	*	*	*	*	*	*	*	*	*	*	*	*	*	*	*	*	*	*	*	*	*
23/05/2020	21:00	*	*	*	*	*	*	*	*	*	*	*	*	*	*	*	*	*	*	*	*	*	*	*	*	*	*	*	*	*	*	*	*	*	*	*	*	*	*	*	*	*	*	*	*	*	*
23/05/2020	22:00	*	*	*	*	*	*	*	*	*	*	*	*	*	*	*	*	*	*	*	*	*	*	*	*	*	*	*	*	*	*	*	*	*	*	*	*	*	*	*	*	*	*	*	*	*	*
23/05/2020	23:00	*	*	*	*	*	*	*	*	*	*	*	*	*	*	*	*	*	*	*	*	*	*	*	*	*	*	*	*	*	*	*	*	*	*	*	*	*	*	*	*	*	*	*	*	*	*
24 Hr Summary		0	0	0	0	0	0	0	0	0	0	0	0	0	0	0	0	0	0	0	0	0	0	0	0	0	0	0	0	0	0	0	0	0	0	0	0	0	0	0	0	0	*	*	*	*

Incoming Histogram
Alton Rd Facing Alton

from Sun-Mar-15-2020-05-00-AM to Sun-Aug-16-2020-02-59-PM

Date	Starting Hr:min	<5	5 to <10	10 to <15	15 to <20	20 to <25	25 to <30	30 to <35	35 to <40	40 to <45	45 to <50	50 to <55	55 to <60	60 to <65	65 to <70	70 to <75	75 to <80	80 to <85	85 to <90	90 to <95	95 to <100	100 to <105	105 to <110	110 to <115	115 to <120	120 to <125	125 to <130	130 to <135	135 to <140	140 to <145	145 to <150	150 to <155	155 to <160	160 to <165	165 to <170	170 to <175	175 to <180	180 to <185	185 to <190	190 to <195	195 to >200	Total Counts	85pct Speed	10MPH Pace	% in pace	# of Speeders	% Speeders
24/05/2020	00:00	*	*	*	*	*	*	*	*	*	*	*	*	*	*	*	*	*	*	*	*	*	*	*	*	*	*	*	*	*	*	*	*	*	*	*	*	*	*	*	*	*	*	*	*	*	*
24/05/2020	01:00	*	*	*	*	*	*	*	*	*	*	*	*	*	*	*	*	*	*	*	*	*	*	*	*	*	*	*	*	*	*	*	*	*	*	*	*	*	*	*	*	*	*	*	*	*	*
24/05/2020	02:00	*	*	*	*	*	*	*	*	*	*	*	*	*	*	*	*	*	*	*	*	*	*	*	*	*	*	*	*	*	*	*	*	*	*	*	*	*	*	*	*	*	*	*	*	*	*
24/05/2020	03:00	*	*	*	*	*	*	*	*	*	*	*	*	*	*	*	*	*	*	*	*	*	*	*	*	*	*	*	*	*	*	*	*	*	*	*	*	*	*	*	*	*	*	*	*	*	*
24/05/2020	04:00	*	*	*	*	*	*	*	*	*	*	*	*	*	*	*	*	*	*	*	*	*	*	*	*	*	*	*	*	*	*	*	*	*	*	*	*	*	*	*	*	*	*	*	*	*	*
24/05/2020	05:00	*	*	*	*	*	*	*	*	*	*	*	*	*	*	*	*	*	*	*	*	*	*	*	*	*	*	*	*	*	*	*	*	*	*	*	*	*	*	*	*	*	*	*	*	*	*
24/05/2020	06:00	*	*	*	*	*	*	*	*	*	*	*	*	*	*	*	*	*	*	*	*	*	*	*	*	*	*	*	*	*	*	*	*	*	*	*	*	*	*	*	*	*	*	*	*	*	*
24/05/2020	07:00	*	*	*	*	*	*	*	*	*	*	*	*	*	*	*	*	*	*	*	*	*	*	*	*	*	*	*	*	*	*	*	*	*	*	*	*	*	*	*	*	*	*	*	*	*	*
24/05/2020	08:00	*	*	*	*	*	*	*	*	*	*	*	*	*	*	*	*	*	*	*	*	*	*	*	*	*	*	*	*	*	*	*	*	*	*	*	*	*	*	*	*	*	*	*	*	*	*
24/05/2020	09:00	*	*	*	*	*	*	*	*	*	*	*	*	*	*	*	*	*	*	*	*	*	*	*	*	*	*	*	*	*	*	*	*	*	*	*	*	*	*	*	*	*	*	*	*	*	*
24/05/2020	10:00	*	*	*	*	*	*	*	*	*	*	*	*	*	*	*	*	*	*	*	*	*	*	*	*	*	*	*	*	*	*	*	*	*	*	*	*	*	*	*	*	*	*	*	*	*	*
24/05/2020	11:00	*	*	*	*	*	*	*	*	*	*	*	*	*	*	*	*	*	*	*	*	*	*	*	*	*	*	*	*	*	*	*	*	*	*	*	*	*	*	*	*	*	*	*	*	*	*
24/05/2020	12:00	*	*	*	*	*	*	*	*	*	*	*	*	*	*	*	*	*	*	*	*	*	*	*	*	*	*	*	*	*	*	*	*	*	*	*	*	*	*	*	*	*	*	*	*	*	*
24/05/2020	13:00	*	*	*	*	*	*	*	*	*	*	*	*	*	*	*	*	*	*	*	*	*	*	*	*	*	*	*	*	*	*	*	*	*	*	*	*	*	*	*	*	*	*	*	*	*	*
24/05/2020	14:00	*	*	*	*	*	*	*	*	*	*	*	*	*	*	*	*	*	*	*	*	*	*	*	*	*	*	*	*	*	*	*	*	*	*	*	*	*	*	*	*	*	*	*	*	*	*
24/05/2020	15:00	*	*	*	*	*	*	*	*	*	*	*	*	*	*	*	*	*	*	*	*	*	*	*	*	*	*	*	*	*	*	*	*	*	*	*	*	*	*	*	*	*	*	*	*	*	*
24/05/2020	16:00	*	*	*	*	*	*	*	*	*	*	*	*	*	*	*	*	*	*	*	*	*	*	*	*	*	*	*	*	*	*	*	*	*	*	*	*	*	*	*	*	*	*	*	*	*	*
24/05/2020	17:00	*	*	*	*	*	*	*	*	*	*	*	*	*	*	*	*	*	*	*	*	*	*	*	*	*	*	*	*	*	*	*	*	*	*	*	*	*	*	*	*	*	*	*	*	*	*
24/05/2020	18:00	*	*	*	*	*	*	*	*	*	*	*	*	*	*	*	*	*	*	*	*	*	*	*	*	*	*	*	*	*	*	*	*	*	*	*	*	*	*	*	*	*	*	*	*	*	*
24/05/2020	19:00	*	*	*	*	*	*	*	*	*	*	*	*	*	*	*	*	*	*	*	*	*	*	*	*	*	*	*	*	*	*	*	*	*	*	*	*	*	*	*	*	*	*	*	*	*	*
24/05/2020	20:00	*	*	*	*	*	*	*	*	*	*	*	*	*	*	*	*	*	*	*	*	*	*	*	*	*	*	*	*	*	*	*	*	*	*	*	*	*	*	*	*	*	*	*	*	*	*
24/05/2020	21:00	*	*	*	*	*	*	*	*	*	*	*	*	*	*	*	*	*	*	*	*	*	*	*	*	*	*	*	*	*	*	*	*	*	*	*	*	*	*	*	*	*	*	*	*	*	*
24/05/2020	22:00	*	*	*	*	*	*	*	*	*	*	*	*	*	*	*	*	*	*	*	*	*	*	*	*	*	*	*	*	*	*	*	*	*	*	*	*	*	*	*	*	*	*	*	*	*	*
24/05/2020	23:00	*	*	*	*	*	*	*	*	*	*	*	*	*	*	*	*	*	*	*	*	*	*	*	*	*	*	*	*	*	*	*	*	*	*	*	*	*	*	*	*	*	*	*	*	*	*
24 Hr Summary		0	0	0	0	0	0	0	0	0	0	0	0	0	0	0	0	0	0	0	0	0	0	0	0	0	0	0	0	0	0	0	0	0	0	0	0	0	0	0	0	0	*	*	*	*

Incoming Histogram
Alton Rd Facing Alton

from Sun-Mar-15-2020-05-00-AM to Sun-Aug-16-2020-02-59-PM

Date	Starting Hr:min	<5	5 to <10	10 to <15	15 to <20	20 to <25	25 to <30	30 to <35	35 to <40	40 to <45	45 to <50	50 to <55	55 to <60	60 to <65	65 to <70	70 to <75	75 to <80	80 to <85	85 to <90	90 to <95	95 to <100	100 to <105	105 to <110	110 to <115	115 to <120	120 to <125	125 to <130	130 to <135	135 to <140	140 to <145	145 to <150	150 to <155	155 to <160	160 to <165	165 to <170	170 to <175	175 to <180	180 to <185	185 to <190	190 to <195	195 to >200	Total Counts	85pct Speed	10MPH Pace	% in pace	# of Speeders	% Speeders
25/05/2020	00:00	*	*	*	*	*	*	*	*	*	*	*	*	*	*	*	*	*	*	*	*	*	*	*	*	*	*	*	*	*	*	*	*	*	*	*	*	*	*	*	*	*	*	*	*	*	*
25/05/2020	01:00	*	*	*	*	*	*	*	*	*	*	*	*	*	*	*	*	*	*	*	*	*	*	*	*	*	*	*	*	*	*	*	*	*	*	*	*	*	*	*	*	*	*	*	*	*	*
25/05/2020	02:00	*	*	*	*	*	*	*	*	*	*	*	*	*	*	*	*	*	*	*	*	*	*	*	*	*	*	*	*	*	*	*	*	*	*	*	*	*	*	*	*	*	*	*	*	*	*
25/05/2020	03:00	*	*	*	*	*	*	*	*	*	*	*	*	*	*	*	*	*	*	*	*	*	*	*	*	*	*	*	*	*	*	*	*	*	*	*	*	*	*	*	*	*	*	*	*	*	*
25/05/2020	04:00	*	*	*	*	*	*	*	*	*	*	*	*	*	*	*	*	*	*	*	*	*	*	*	*	*	*	*	*	*	*	*	*	*	*	*	*	*	*	*	*	*	*	*	*	*	*
25/05/2020	05:00	*	*	*	*	*	*	*	*	*	*	*	*	*	*	*	*	*	*	*	*	*	*	*	*	*	*	*	*	*	*	*	*	*	*	*	*	*	*	*	*	*	*	*	*	*	*
25/05/2020	06:00	*	*	*	*	*	*	*	*	*	*	*	*	*	*	*	*	*	*	*	*	*	*	*	*	*	*	*	*	*	*	*	*	*	*	*	*	*	*	*	*	*	*	*	*	*	*
25/05/2020	07:00	*	*	*	*	*	*	*	*	*	*	*	*	*	*	*	*	*	*	*	*	*	*	*	*	*	*	*	*	*	*	*	*	*	*	*	*	*	*	*	*	*	*	*	*	*	*
25/05/2020	08:00	*	*	*	*	*	*	*	*	*	*	*	*	*	*	*	*	*	*	*	*	*	*	*	*	*	*	*	*	*	*	*	*	*	*	*	*	*	*	*	*	*	*	*	*	*	*
25/05/2020	09:00	*	*	*	*	*	*	*	*	*	*	*	*	*	*	*	*	*	*	*	*	*	*	*	*	*	*	*	*	*	*	*	*	*	*	*	*	*	*	*	*	*	*	*	*	*	*
25/05/2020	10:00	*	*	*	*	*	*	*	*	*	*	*	*	*	*	*	*	*	*	*	*	*	*	*	*	*	*	*	*	*	*	*	*	*	*	*	*	*	*	*	*	*	*	*	*	*	*
25/05/2020	11:00	*	*	*	*	*	*	*	*	*	*	*	*	*	*	*	*	*	*	*	*	*	*	*	*	*	*	*	*	*	*	*	*	*	*	*	*	*	*	*	*	*	*	*	*	*	*
25/05/2020	12:00	*	*	*	*	*	*	*	*	*	*	*	*	*	*	*	*	*	*	*	*	*	*	*	*	*	*	*	*	*	*	*	*	*	*	*	*	*	*	*	*	*	*	*	*	*	*
25/05/2020	13:00	*	*	*	*	*	*	*	*	*	*	*	*	*	*	*	*	*	*	*	*	*	*	*	*	*	*	*	*	*	*	*	*	*	*	*	*	*	*	*	*	*	*	*	*	*	*
25/05/2020	14:00	*	*	*	*	*	*	*	*	*	*	*	*	*	*	*	*	*	*	*	*	*	*	*	*	*	*	*	*	*	*	*	*	*	*	*	*	*	*	*	*	*	*	*	*	*	*
25/05/2020	15:00	*	*	*	*	*	*	*	*	*	*	*	*	*	*	*	*	*	*	*	*	*	*	*	*	*	*	*	*	*	*	*	*	*	*	*	*	*	*	*	*	*	*	*	*	*	*
25/05/2020	16:00	*	*	*	*	*	*	*	*	*	*	*	*	*	*	*	*	*	*	*	*	*	*	*	*	*	*	*	*	*	*	*	*	*	*	*	*	*	*	*	*	*	*	*	*	*	*
25/05/2020	17:00	*	*	*	*	*	*	*	*	*	*	*	*	*	*	*	*	*	*	*	*	*	*	*	*	*	*	*	*	*	*	*	*	*	*	*	*	*	*	*	*	*	*	*	*	*	*
25/05/2020	18:00	*	*	*	*	*	*	*	*	*	*	*	*	*	*	*	*	*	*	*	*	*	*	*	*	*	*	*	*	*	*	*	*	*	*	*	*	*	*	*	*	*	*	*	*	*	*
25/05/2020	19:00	*	*	*	*	*	*	*	*	*	*	*	*	*	*	*	*	*	*	*	*	*	*	*	*	*	*	*	*	*	*	*	*	*	*	*	*	*	*	*	*	*	*	*	*	*	*
25/05/2020	20:00	*	*	*	*	*	*	*	*	*	*	*	*	*	*	*	*	*	*	*	*	*	*	*	*	*	*	*	*	*	*	*	*	*	*	*	*	*	*	*	*	*	*	*	*	*	*
25/05/2020	21:00	*	*	*	*	*	*	*	*	*	*	*	*	*	*	*	*	*	*	*	*	*	*	*	*	*	*	*	*	*	*	*	*	*	*	*	*	*	*	*	*	*	*	*	*	*	*
25/05/2020	22:00	*	*	*	*	*	*	*	*	*	*	*	*	*	*	*	*	*	*	*	*	*	*	*	*	*	*	*	*	*	*	*	*	*	*	*	*	*	*	*	*	*	*	*	*	*	*
25/05/2020	23:00	*	*	*	*	*	*	*	*	*	*	*	*	*	*	*	*	*	*	*	*	*	*	*	*	*	*	*	*	*	*	*	*	*	*	*	*	*	*	*	*	*	*	*	*	*	*
24 Hr Summary		0	0	0	0	0	0	0	0	0	0	0	0	0	0	0	0	0	0	0	0	0	0	0	0	0	0	0	0	0	0	0	0	0	0	0	0	0	0	0	0	*	*	*	*

Incoming Histogram
Alton Rd Facing Alton

from Sun-Mar-15-2020-05-00-AM to Sun-Aug-16-2020-02-59-PM

Date	Starting Hr:min	<5	5 to <10	10 to <15	15 to <20	20 to <25	25 to <30	30 to <35	35 to <40	40 to <45	45 to <50	50 to <55	55 to <60	60 to <65	65 to <70	70 to <75	75 to <80	80 to <85	85 to <90	90 to <95	95 to <100	100 to <105	105 to <110	110 to <115	115 to <120	120 to <125	125 to <130	130 to <135	135 to <140	140 to <145	145 to <150	150 to <155	155 to <160	160 to <165	165 to <170	170 to <175	175 to <180	180 to <185	185 to <190	190 to <195	195 to >200	Total Counts	85pct Speed	10MPH Pace	% in pace	# of Speeders	% Speeders
26/05/2020	00:00	*	*	*	*	*	*	*	*	*	*	*	*	*	*	*	*	*	*	*	*	*	*	*	*	*	*	*	*	*	*	*	*	*	*	*	*	*	*	*	*	*	*	*	*	*	*
26/05/2020	01:00	*	*	*	*	*	*	*	*	*	*	*	*	*	*	*	*	*	*	*	*	*	*	*	*	*	*	*	*	*	*	*	*	*	*	*	*	*	*	*	*	*	*	*	*	*	*
26/05/2020	02:00	*	*	*	*	*	*	*	*	*	*	*	*	*	*	*	*	*	*	*	*	*	*	*	*	*	*	*	*	*	*	*	*	*	*	*	*	*	*	*	*	*	*	*	*	*	*
26/05/2020	03:00	*	*	*	*	*	*	*	*	*	*	*	*	*	*	*	*	*	*	*	*	*	*	*	*	*	*	*	*	*	*	*	*	*	*	*	*	*	*	*	*	*	*	*	*	*	*
26/05/2020	04:00	*	*	*	*	*	*	*	*	*	*	*	*	*	*	*	*	*	*	*	*	*	*	*	*	*	*	*	*	*	*	*	*	*	*	*	*	*	*	*	*	*	*	*	*	*	*
26/05/2020	05:00	*	*	*	*	*	*	*	*	*	*	*	*	*	*	*	*	*	*	*	*	*	*	*	*	*	*	*	*	*	*	*	*	*	*	*	*	*	*	*	*	*	*	*	*	*	*
26/05/2020	06:00	*	*	*	*	*	*	*	*	*	*	*	*	*	*	*	*	*	*	*	*	*	*	*	*	*	*	*	*	*	*	*	*	*	*	*	*	*	*	*	*	*	*	*	*	*	*
26/05/2020	07:00	*	*	*	*	*	*	*	*	*	*	*	*	*	*	*	*	*	*	*	*	*	*	*	*	*	*	*	*	*	*	*	*	*	*	*	*	*	*	*	*	*	*	*	*	*	*
26/05/2020	08:00	*	*	*	*	*	*	*	*	*	*	*	*	*	*	*	*	*	*	*	*	*	*	*	*	*	*	*	*	*	*	*	*	*	*	*	*	*	*	*	*	*	*	*	*	*	*
26/05/2020	09:00	*	*	*	*	*	*	*	*	*	*	*	*	*	*	*	*	*	*	*	*	*	*	*	*	*	*	*	*	*	*	*	*	*	*	*	*	*	*	*	*	*	*	*	*	*	*
26/05/2020	10:00	*	*	*	*	*	*	*	*	*	*	*	*	*	*	*	*	*	*	*	*	*	*	*	*	*	*	*	*	*	*	*	*	*	*	*	*	*	*	*	*	*	*	*	*	*	*
26/05/2020	11:00	*	*	*	*	*	*	*	*	*	*	*	*	*	*	*	*	*	*	*	*	*	*	*	*	*	*	*	*	*	*	*	*	*	*	*	*	*	*	*	*	*	*	*	*	*	*
26/05/2020	12:00	*	*	*	*	*	*	*	*	*	*	*	*	*	*	*	*	*	*	*	*	*	*	*	*	*	*	*	*	*	*	*	*	*	*	*	*	*	*	*	*	*	*	*	*	*	*
26/05/2020	13:00	*	*	*	*	*	*	*	*	*	*	*	*	*	*	*	*	*	*	*	*	*	*	*	*	*	*	*	*	*	*	*	*	*	*	*	*	*	*	*	*	*	*	*	*	*	*
26/05/2020	14:00	*	*	*	*	*	*	*	*	*	*	*	*	*	*	*	*	*	*	*	*	*	*	*	*	*	*	*	*	*	*	*	*	*	*	*	*	*	*	*	*	*	*	*	*	*	*
26/05/2020	15:00	*	*	*	*	*	*	*	*	*	*	*	*	*	*	*	*	*	*	*	*	*	*	*	*	*	*	*	*	*	*	*	*	*	*	*	*	*	*	*	*	*	*	*	*	*	*
26/05/2020	16:00	*	*	*	*	*	*	*	*	*	*	*	*	*	*	*	*	*	*	*	*	*	*	*	*	*	*	*	*	*	*	*	*	*	*	*	*	*	*	*	*	*	*	*	*	*	*
26/05/2020	17:00	*	*	*	*	*	*	*	*	*	*	*	*	*	*	*	*	*	*	*	*	*	*	*	*	*	*	*	*	*	*	*	*	*	*	*	*	*	*	*	*	*	*	*	*	*	*
26/05/2020	18:00	*	*	*	*	*	*	*	*	*	*	*	*	*	*	*	*	*	*	*	*	*	*	*	*	*	*	*	*	*	*	*	*	*	*	*	*	*	*	*	*	*	*	*	*	*	*
26/05/2020	19:00	*	*	*	*	*	*	*	*	*	*	*	*	*	*	*	*	*	*	*	*	*	*	*	*	*	*	*	*	*	*	*	*	*	*	*	*	*	*	*	*	*	*	*	*	*	*
26/05/2020	20:00	*	*	*	*	*	*	*	*	*	*	*	*	*	*	*	*	*	*	*	*	*	*	*	*	*	*	*	*	*	*	*	*	*	*	*	*	*	*	*	*	*	*	*	*	*	*
26/05/2020	21:00	*	*	*	*	*	*	*	*	*	*	*	*	*	*	*	*	*	*	*	*	*	*	*	*	*	*	*	*	*	*	*	*	*	*	*	*	*	*	*	*	*	*	*	*	*	*
26/05/2020	22:00	*	*	*	*	*	*	*	*	*	*	*	*	*	*	*	*	*	*	*	*	*	*	*	*	*	*	*	*	*	*	*	*	*	*	*	*	*	*	*	*	*	*	*	*	*	*
26/05/2020	23:00	*	*	*	*	*	*	*	*	*	*	*	*	*	*	*	*	*	*	*	*	*	*	*	*	*	*	*	*	*	*	*	*	*	*	*	*	*	*	*	*	*	*	*	*	*	*
24 Hr Summary		0	0	0	0	0	0	0	0	0	0	0	0	0	0	0	0	0	0	0	0	0	0	0	0	0	0	0	0	0	0	0	0	0	0	0	0	0	0	0	0	*	*	*	*

Incoming Histogram
Alton Rd Facing Alton

from Sun-Mar-15-2020-05-00-AM to Sun-Aug-16-2020-02-59-PM

Date	Starting Hr:min	<5	5 to <10	10 to <15	15 to <20	20 to <25	25 to <30	30 to <35	35 to <40	40 to <45	45 to <50	50 to <55	55 to <60	60 to <65	65 to <70	70 to <75	75 to <80	80 to <85	85 to <90	90 to <95	95 to <100	100 to <105	105 to <110	110 to <115	115 to <120	120 to <125	125 to <130	130 to <135	135 to <140	140 to <145	145 to <150	150 to <155	155 to <160	160 to <165	165 to <170	170 to <175	175 to <180	180 to <185	185 to <190	190 to <195	195 to >200	Total Counts	85pct Speed	10MPH Pace	% in pace	# of Speeders	% Speeders
27/05/2020	00:00	*	*	*	*	*	*	*	*	*	*	*	*	*	*	*	*	*	*	*	*	*	*	*	*	*	*	*	*	*	*	*	*	*	*	*	*	*	*	*	*	*	*	*	*	*	*
27/05/2020	01:00	*	*	*	*	*	*	*	*	*	*	*	*	*	*	*	*	*	*	*	*	*	*	*	*	*	*	*	*	*	*	*	*	*	*	*	*	*	*	*	*	*	*	*	*	*	*
27/05/2020	02:00	*	*	*	*	*	*	*	*	*	*	*	*	*	*	*	*	*	*	*	*	*	*	*	*	*	*	*	*	*	*	*	*	*	*	*	*	*	*	*	*	*	*	*	*	*	*
27/05/2020	03:00	*	*	*	*	*	*	*	*	*	*	*	*	*	*	*	*	*	*	*	*	*	*	*	*	*	*	*	*	*	*	*	*	*	*	*	*	*	*	*	*	*	*	*	*	*	*
27/05/2020	04:00	*	*	*	*	*	*	*	*	*	*	*	*	*	*	*	*	*	*	*	*	*	*	*	*	*	*	*	*	*	*	*	*	*	*	*	*	*	*	*	*	*	*	*	*	*	*
27/05/2020	05:00	*	*	*	*	*	*	*	*	*	*	*	*	*	*	*	*	*	*	*	*	*	*	*	*	*	*	*	*	*	*	*	*	*	*	*	*	*	*	*	*	*	*	*	*	*	*
27/05/2020	06:00	*	*	*	*	*	*	*	*	*	*	*	*	*	*	*	*	*	*	*	*	*	*	*	*	*	*	*	*	*	*	*	*	*	*	*	*	*	*	*	*	*	*	*	*	*	*
27/05/2020	07:00	*	*	*	*	*	*	*	*	*	*	*	*	*	*	*	*	*	*	*	*	*	*	*	*	*	*	*	*	*	*	*	*	*	*	*	*	*	*	*	*	*	*	*	*	*	*
27/05/2020	08:00	*	*	*	*	*	*	*	*	*	*	*	*	*	*	*	*	*	*	*	*	*	*	*	*	*	*	*	*	*	*	*	*	*	*	*	*	*	*	*	*	*	*	*	*	*	*
27/05/2020	09:00	*	*	*	*	*	*	*	*	*	*	*	*	*	*	*	*	*	*	*	*	*	*	*	*	*	*	*	*	*	*	*	*	*	*	*	*	*	*	*	*	*	*	*	*	*	*
27/05/2020	10:00	*	*	*	*	*	*	*	*	*	*	*	*	*	*	*	*	*	*	*	*	*	*	*	*	*	*	*	*	*	*	*	*	*	*	*	*	*	*	*	*	*	*	*	*	*	*
27/05/2020	11:00	*	*	*	*	*	*	*	*	*	*	*	*	*	*	*	*	*	*	*	*	*	*	*	*	*	*	*	*	*	*	*	*	*	*	*	*	*	*	*	*	*	*	*	*	*	*
27/05/2020	12:00	*	*	*	*	*	*	*	*	*	*	*	*	*	*	*	*	*	*	*	*	*	*	*	*	*	*	*	*	*	*	*	*	*	*	*	*	*	*	*	*	*	*	*	*	*	*
27/05/2020	13:00	*	*	*	*	*	*	*	*	*	*	*	*	*	*	*	*	*	*	*	*	*	*	*	*	*	*	*	*	*	*	*	*	*	*	*	*	*	*	*	*	*	*	*	*	*	*
27/05/2020	14:00	*	*	*	*	*	*	*	*	*	*	*	*	*	*	*	*	*	*	*	*	*	*	*	*	*	*	*	*	*	*	*	*	*	*	*	*	*	*	*	*	*	*	*	*	*	*
27/05/2020	15:00	*	*	*	*	*	*	*	*	*	*	*	*	*	*	*	*	*	*	*	*	*	*	*	*	*	*	*	*	*	*	*	*	*	*	*	*	*	*	*	*	*	*	*	*	*	*
27/05/2020	16:00	*	*	*	*	*	*	*	*	*	*	*	*	*	*	*	*	*	*	*	*	*	*	*	*	*	*	*	*	*	*	*	*	*	*	*	*	*	*	*	*	*	*	*	*	*	*
27/05/2020	17:00	*	*	*	*	*	*	*	*	*	*	*	*	*	*	*	*	*	*	*	*	*	*	*	*	*	*	*	*	*	*	*	*	*	*	*	*	*	*	*	*	*	*	*	*	*	*
27/05/2020	18:00	*	*	*	*	*	*	*	*	*	*	*	*	*	*	*	*	*	*	*	*	*	*	*	*	*	*	*	*	*	*	*	*	*	*	*	*	*	*	*	*	*	*	*	*	*	*
27/05/2020	19:00	*	*	*	*	*	*	*	*	*	*	*	*	*	*	*	*	*	*	*	*	*	*	*	*	*	*	*	*	*	*	*	*	*	*	*	*	*	*	*	*	*	*	*	*	*	*
27/05/2020	20:00	*	*	*	*	*	*	*	*	*	*	*	*	*	*	*	*	*	*	*	*	*	*	*	*	*	*	*	*	*	*	*	*	*	*	*	*	*	*	*	*	*	*	*	*	*	*
27/05/2020	21:00	*	*	*	*	*	*	*	*	*	*	*	*	*	*	*	*	*	*	*	*	*	*	*	*	*	*	*	*	*	*	*	*	*	*	*	*	*	*	*	*	*	*	*	*	*	*
27/05/2020	22:00	*	*	*	*	*	*	*	*	*	*	*	*	*	*	*	*	*	*	*	*	*	*	*	*	*	*	*	*	*	*	*	*	*	*	*	*	*	*	*	*	*	*	*	*	*	*
27/05/2020	23:00	*	*	*	*	*	*	*	*	*	*	*	*	*	*	*	*	*	*	*	*	*	*	*	*	*	*	*	*	*	*	*	*	*	*	*	*	*	*	*	*	*	*	*	*	*	*
24 Hr Summary		0	0	0	0	0	0	0	0	0	0	0	0	0	0	0	0	0	0	0	0	0	0	0	0	0	0	0	0	0	0	0	0	0	0	0	0	0	0	0	0	0	*	*	*	*

Incoming Histogram
Alton Rd Facing Alton

from Sun-Mar-15-2020-05-00-AM to Sun-Aug-16-2020-02-59-PM

Date	Starting Hr:min	<5	5 to <10	10 to <15	15 to <20	20 to <25	25 to <30	30 to <35	35 to <40	40 to <45	45 to <50	50 to <55	55 to <60	60 to <65	65 to <70	70 to <75	75 to <80	80 to <85	85 to <90	90 to <95	95 to <100	100 to <105	105 to <110	110 to <115	115 to <120	120 to <125	125 to <130	130 to <135	135 to <140	140 to <145	145 to <150	150 to <155	155 to <160	160 to <165	165 to <170	170 to <175	175 to <180	180 to <185	185 to <190	190 to <195	195 to >200	Total Counts	85pct Speed	10MPH Pace	% in pace	# of Speeders	% Speeders
28/05/2020	00:00	*	*	*	*	*	*	*	*	*	*	*	*	*	*	*	*	*	*	*	*	*	*	*	*	*	*	*	*	*	*	*	*	*	*	*	*	*	*	*	*	*	*	*	*	*	*
28/05/2020	01:00	*	*	*	*	*	*	*	*	*	*	*	*	*	*	*	*	*	*	*	*	*	*	*	*	*	*	*	*	*	*	*	*	*	*	*	*	*	*	*	*	*	*	*	*	*	*
28/05/2020	02:00	*	*	*	*	*	*	*	*	*	*	*	*	*	*	*	*	*	*	*	*	*	*	*	*	*	*	*	*	*	*	*	*	*	*	*	*	*	*	*	*	*	*	*	*	*	*
28/05/2020	03:00	*	*	*	*	*	*	*	*	*	*	*	*	*	*	*	*	*	*	*	*	*	*	*	*	*	*	*	*	*	*	*	*	*	*	*	*	*	*	*	*	*	*	*	*	*	*
28/05/2020	04:00	*	*	*	*	*	*	*	*	*	*	*	*	*	*	*	*	*	*	*	*	*	*	*	*	*	*	*	*	*	*	*	*	*	*	*	*	*	*	*	*	*	*	*	*	*	*
28/05/2020	05:00	*	*	*	*	*	*	*	*	*	*	*	*	*	*	*	*	*	*	*	*	*	*	*	*	*	*	*	*	*	*	*	*	*	*	*	*	*	*	*	*	*	*	*	*	*	*
28/05/2020	06:00	*	*	*	*	*	*	*	*	*	*	*	*	*	*	*	*	*	*	*	*	*	*	*	*	*	*	*	*	*	*	*	*	*	*	*	*	*	*	*	*	*	*	*	*	*	*
28/05/2020	07:00	*	*	*	*	*	*	*	*	*	*	*	*	*	*	*	*	*	*	*	*	*	*	*	*	*	*	*	*	*	*	*	*	*	*	*	*	*	*	*	*	*	*	*	*	*	*
28/05/2020	08:00	*	*	*	*	*	*	*	*	*	*	*	*	*	*	*	*	*	*	*	*	*	*	*	*	*	*	*	*	*	*	*	*	*	*	*	*	*	*	*	*	*	*	*	*	*	*
28/05/2020	09:00	*	*	*	*	*	*	*	*	*	*	*	*	*	*	*	*	*	*	*	*	*	*	*	*	*	*	*	*	*	*	*	*	*	*	*	*	*	*	*	*	*	*	*	*	*	*
28/05/2020	10:00	*	*	*	*	*	*	*	*	*	*	*	*	*	*	*	*	*	*	*	*	*	*	*	*	*	*	*	*	*	*	*	*	*	*	*	*	*	*	*	*	*	*	*	*	*	*
28/05/2020	11:00	*	*	*	*	*	*	*	*	*	*	*	*	*	*	*	*	*	*	*	*	*	*	*	*	*	*	*	*	*	*	*	*	*	*	*	*	*	*	*	*	*	*	*	*	*	*
28/05/2020	12:00	*	*	*	*	*	*	*	*	*	*	*	*	*	*	*	*	*	*	*	*	*	*	*	*	*	*	*	*	*	*	*	*	*	*	*	*	*	*	*	*	*	*	*	*	*	*
28/05/2020	13:00	*	*	*	*	*	*	*	*	*	*	*	*	*	*	*	*	*	*	*	*	*	*	*	*	*	*	*	*	*	*	*	*	*	*	*	*	*	*	*	*	*	*	*	*	*	*
28/05/2020	14:00	*	*	*	*	*	*	*	*	*	*	*	*	*	*	*	*	*	*	*	*	*	*	*	*	*	*	*	*	*	*	*	*	*	*	*	*	*	*	*	*	*	*	*	*	*	*
28/05/2020	15:00	*	*	*	*	*	*	*	*	*	*	*	*	*	*	*	*	*	*	*	*	*	*	*	*	*	*	*	*	*	*	*	*	*	*	*	*	*	*	*	*	*	*	*	*	*	*
28/05/2020	16:00	*	*	*	*	*	*	*	*	*	*	*	*	*	*	*	*	*	*	*	*	*	*	*	*	*	*	*	*	*	*	*	*	*	*	*	*	*	*	*	*	*	*	*	*	*	*
28/05/2020	17:00	*	*	*	*	*	*	*	*	*	*	*	*	*	*	*	*	*	*	*	*	*	*	*	*	*	*	*	*	*	*	*	*	*	*	*	*	*	*	*	*	*	*	*	*	*	*
28/05/2020	18:00	*	*	*	*	*	*	*	*	*	*	*	*	*	*	*	*	*	*	*	*	*	*	*	*	*	*	*	*	*	*	*	*	*	*	*	*	*	*	*	*	*	*	*	*	*	*
28/05/2020	19:00	*	*	*	*	*	*	*	*	*	*	*	*	*	*	*	*	*	*	*	*	*	*	*	*	*	*	*	*	*	*	*	*	*	*	*	*	*	*	*	*	*	*	*	*	*	*
28/05/2020	20:00	*	*	*	*	*	*	*	*	*	*	*	*	*	*	*	*	*	*	*	*	*	*	*	*	*	*	*	*	*	*	*	*	*	*	*	*	*	*	*	*	*	*	*	*	*	*
28/05/2020	21:00	*	*	*	*	*	*	*	*	*	*	*	*	*	*	*	*	*	*	*	*	*	*	*	*	*	*	*	*	*	*	*	*	*	*	*	*	*	*	*	*	*	*	*	*	*	*
28/05/2020	22:00	*	*	*	*	*	*	*	*	*	*	*	*	*	*	*	*	*	*	*	*	*	*	*	*	*	*	*	*	*	*	*	*	*	*	*	*	*	*	*	*	*	*	*	*	*	*
28/05/2020	23:00	*	*	*	*	*	*	*	*	*	*	*	*	*	*	*	*	*	*	*	*	*	*	*	*	*	*	*	*	*	*	*	*	*	*	*	*	*	*	*	*	*	*	*	*	*	*
24 Hr Summary		0	0	0	0	0	0	0	0	0	0	0	0	0	0	0	0	0	0	0	0	0	0	0	0	0	0	0	0	0	0	0	0	0	0	0	0	0	0	0	0	*	*	*	*

Incoming Histogram
Alton Rd Facing Alton

from Sun-Mar-15-2020-05-00-AM to Sun-Aug-16-2020-02-59-PM

Date	Starting Hr:min	<5	5 to <10	10 to <15	15 to <20	20 to <25	25 to <30	30 to <35	35 to <40	40 to <45	45 to <50	50 to <55	55 to <60	60 to <65	65 to <70	70 to <75	75 to <80	80 to <85	85 to <90	90 to <95	95 to <100	100 to <105	105 to <110	110 to <115	115 to <120	120 to <125	125 to <130	130 to <135	135 to <140	140 to <145	145 to <150	150 to <155	155 to <160	160 to <165	165 to <170	170 to <175	175 to <180	180 to <185	185 to <190	190 to <195	195 to >200	Total Counts	85pct Speed	10MPH Pace	% in pace	# of Speeders	% Speeders
29/05/2020	00:00	*	*	*	*	*	*	*	*	*	*	*	*	*	*	*	*	*	*	*	*	*	*	*	*	*	*	*	*	*	*	*	*	*	*	*	*	*	*	*	*	*	*	*	*	*	*
29/05/2020	01:00	*	*	*	*	*	*	*	*	*	*	*	*	*	*	*	*	*	*	*	*	*	*	*	*	*	*	*	*	*	*	*	*	*	*	*	*	*	*	*	*	*	*	*	*	*	*
29/05/2020	02:00	*	*	*	*	*	*	*	*	*	*	*	*	*	*	*	*	*	*	*	*	*	*	*	*	*	*	*	*	*	*	*	*	*	*	*	*	*	*	*	*	*	*	*	*	*	*
29/05/2020	03:00	*	*	*	*	*	*	*	*	*	*	*	*	*	*	*	*	*	*	*	*	*	*	*	*	*	*	*	*	*	*	*	*	*	*	*	*	*	*	*	*	*	*	*	*	*	*
29/05/2020	04:00	*	*	*	*	*	*	*	*	*	*	*	*	*	*	*	*	*	*	*	*	*	*	*	*	*	*	*	*	*	*	*	*	*	*	*	*	*	*	*	*	*	*	*	*	*	*
29/05/2020	05:00	*	*	*	*	*	*	*	*	*	*	*	*	*	*	*	*	*	*	*	*	*	*	*	*	*	*	*	*	*	*	*	*	*	*	*	*	*	*	*	*	*	*	*	*	*	*
29/05/2020	06:00	*	*	*	*	*	*	*	*	*	*	*	*	*	*	*	*	*	*	*	*	*	*	*	*	*	*	*	*	*	*	*	*	*	*	*	*	*	*	*	*	*	*	*	*	*	*
29/05/2020	07:00	*	*	*	*	*	*	*	*	*	*	*	*	*	*	*	*	*	*	*	*	*	*	*	*	*	*	*	*	*	*	*	*	*	*	*	*	*	*	*	*	*	*	*	*	*	*
29/05/2020	08:00	*	*	*	*	*	*	*	*	*	*	*	*	*	*	*	*	*	*	*	*	*	*	*	*	*	*	*	*	*	*	*	*	*	*	*	*	*	*	*	*	*	*	*	*	*	*
29/05/2020	09:00	*	*	*	*	*	*	*	*	*	*	*	*	*	*	*	*	*	*	*	*	*	*	*	*	*	*	*	*	*	*	*	*	*	*	*	*	*	*	*	*	*	*	*	*	*	*
29/05/2020	10:00	*	*	*	*	*	*	*	*	*	*	*	*	*	*	*	*	*	*	*	*	*	*	*	*	*	*	*	*	*	*	*	*	*	*	*	*	*	*	*	*	*	*	*	*	*	*
29/05/2020	11:00	*	*	*	*	*	*	*	*	*	*	*	*	*	*	*	*	*	*	*	*	*	*	*	*	*	*	*	*	*	*	*	*	*	*	*	*	*	*	*	*	*	*	*	*	*	*
29/05/2020	12:00	*	*	*	*	*	*	*	*	*	*	*	*	*	*	*	*	*	*	*	*	*	*	*	*	*	*	*	*	*	*	*	*	*	*	*	*	*	*	*	*	*	*	*	*	*	*
29/05/2020	13:00	*	*	*	*	*	*	*	*	*	*	*	*	*	*	*	*	*	*	*	*	*	*	*	*	*	*	*	*	*	*	*	*	*	*	*	*	*	*	*	*	*	*	*	*	*	*
29/05/2020	14:00	*	*	*	*	*	*	*	*	*	*	*	*	*	*	*	*	*	*	*	*	*	*	*	*	*	*	*	*	*	*	*	*	*	*	*	*	*	*	*	*	*	*	*	*	*	*
29/05/2020	15:00	*	*	*	*	*	*	*	*	*	*	*	*	*	*	*	*	*	*	*	*	*	*	*	*	*	*	*	*	*	*	*	*	*	*	*	*	*	*	*	*	*	*	*	*	*	*
29/05/2020	16:00	*	*	*	*	*	*	*	*	*	*	*	*	*	*	*	*	*	*	*	*	*	*	*	*	*	*	*	*	*	*	*	*	*	*	*	*	*	*	*	*	*	*	*	*	*	*
29/05/2020	17:00	*	*	*	*	*	*	*	*	*	*	*	*	*	*	*	*	*	*	*	*	*	*	*	*	*	*	*	*	*	*	*	*	*	*	*	*	*	*	*	*	*	*	*	*	*	*
29/05/2020	18:00	*	*	*	*	*	*	*	*	*	*	*	*	*	*	*	*	*	*	*	*	*	*	*	*	*	*	*	*	*	*	*	*	*	*	*	*	*	*	*	*	*	*	*	*	*	*
29/05/2020	19:00	*	*	*	*	*	*	*	*	*	*	*	*	*	*	*	*	*	*	*	*	*	*	*	*	*	*	*	*	*	*	*	*	*	*	*	*	*	*	*	*	*	*	*	*	*	*
29/05/2020	20:00	*	*	*	*	*	*	*	*	*	*	*	*	*	*	*	*	*	*	*	*	*	*	*	*	*	*	*	*	*	*	*	*	*	*	*	*	*	*	*	*	*	*	*	*	*	*
29/05/2020	21:00	*	*	*	*	*	*	*	*	*	*	*	*	*	*	*	*	*	*	*	*	*	*	*	*	*	*	*	*	*	*	*	*	*	*	*	*	*	*	*	*	*	*	*	*	*	*
29/05/2020	22:00	*	*	*	*	*	*	*	*	*	*	*	*	*	*	*	*	*	*	*	*	*	*	*	*	*	*	*	*	*	*	*	*	*	*	*	*	*	*	*	*	*	*	*	*	*	*
29/05/2020	23:00	*	*	*	*	*	*	*	*	*	*	*	*	*	*	*	*	*	*	*	*	*	*	*	*	*	*	*	*	*	*	*	*	*	*	*	*	*	*	*	*	*	*	*	*	*	*
24 Hr Summary		0	0	0	0	0	0	0	0	0	0	0	0	0	0	0	0	0	0	0	0	0	0	0	0	0	0	0	0	0	0	0	0	0	0	0	0	0	0	0	0	0	*	*	*	*

Incoming Histogram
Alton Rd Facing Alton

from Sun-Mar-15-2020-05-00-AM to Sun-Aug-16-2020-02-59-PM

Date	Starting Hr:min	<5	5 to <10	10 to <15	15 to <20	20 to <25	25 to <30	30 to <35	35 to <40	40 to <45	45 to <50	50 to <55	55 to <60	60 to <65	65 to <70	70 to <75	75 to <80	80 to <85	85 to <90	90 to <95	95 to <100	100 to <105	105 to <110	110 to <115	115 to <120	120 to <125	125 to <130	130 to <135	135 to <140	140 to <145	145 to <150	150 to <155	155 to <160	160 to <165	165 to <170	170 to <175	175 to <180	180 to <185	185 to <190	190 to <195	195 to >200	Total Counts	85pct Speed	10MPH Pace	% in pace	# of Speeders	% Speeders
30/05/2020	00:00	*	*	*	*	*	*	*	*	*	*	*	*	*	*	*	*	*	*	*	*	*	*	*	*	*	*	*	*	*	*	*	*	*	*	*	*	*	*	*	*	*	*	*	*	*	*
30/05/2020	01:00	*	*	*	*	*	*	*	*	*	*	*	*	*	*	*	*	*	*	*	*	*	*	*	*	*	*	*	*	*	*	*	*	*	*	*	*	*	*	*	*	*	*	*	*	*	*
30/05/2020	02:00	*	*	*	*	*	*	*	*	*	*	*	*	*	*	*	*	*	*	*	*	*	*	*	*	*	*	*	*	*	*	*	*	*	*	*	*	*	*	*	*	*	*	*	*	*	*
30/05/2020	03:00	*	*	*	*	*	*	*	*	*	*	*	*	*	*	*	*	*	*	*	*	*	*	*	*	*	*	*	*	*	*	*	*	*	*	*	*	*	*	*	*	*	*	*	*	*	*
30/05/2020	04:00	*	*	*	*	*	*	*	*	*	*	*	*	*	*	*	*	*	*	*	*	*	*	*	*	*	*	*	*	*	*	*	*	*	*	*	*	*	*	*	*	*	*	*	*	*	*
30/05/2020	05:00	*	*	*	*	*	*	*	*	*	*	*	*	*	*	*	*	*	*	*	*	*	*	*	*	*	*	*	*	*	*	*	*	*	*	*	*	*	*	*	*	*	*	*	*	*	*
30/05/2020	06:00	*	*	*	*	*	*	*	*	*	*	*	*	*	*	*	*	*	*	*	*	*	*	*	*	*	*	*	*	*	*	*	*	*	*	*	*	*	*	*	*	*	*	*	*	*	*
30/05/2020	07:00	*	*	*	*	*	*	*	*	*	*	*	*	*	*	*	*	*	*	*	*	*	*	*	*	*	*	*	*	*	*	*	*	*	*	*	*	*	*	*	*	*	*	*	*	*	*
30/05/2020	08:00	*	*	*	*	*	*	*	*	*	*	*	*	*	*	*	*	*	*	*	*	*	*	*	*	*	*	*	*	*	*	*	*	*	*	*	*	*	*	*	*	*	*	*	*	*	*
30/05/2020	09:00	*	*	*	*	*	*	*	*	*	*	*	*	*	*	*	*	*	*	*	*	*	*	*	*	*	*	*	*	*	*	*	*	*	*	*	*	*	*	*	*	*	*	*	*	*	*
30/05/2020	10:00	*	*	*	*	*	*	*	*	*	*	*	*	*	*	*	*	*	*	*	*	*	*	*	*	*	*	*	*	*	*	*	*	*	*	*	*	*	*	*	*	*	*	*	*	*	*
30/05/2020	11:00	*	*	*	*	*	*	*	*	*	*	*	*	*	*	*	*	*	*	*	*	*	*	*	*	*	*	*	*	*	*	*	*	*	*	*	*	*	*	*	*	*	*	*	*	*	*
30/05/2020	12:00	*	*	*	*	*	*	*	*	*	*	*	*	*	*	*	*	*	*	*	*	*	*	*	*	*	*	*	*	*	*	*	*	*	*	*	*	*	*	*	*	*	*	*	*	*	*
30/05/2020	13:00	*	*	*	*	*	*	*	*	*	*	*	*	*	*	*	*	*	*	*	*	*	*	*	*	*	*	*	*	*	*	*	*	*	*	*	*	*	*	*	*	*	*	*	*	*	*
30/05/2020	14:00	*	*	*	*	*	*	*	*	*	*	*	*	*	*	*	*	*	*	*	*	*	*	*	*	*	*	*	*	*	*	*	*	*	*	*	*	*	*	*	*	*	*	*	*	*	*
30/05/2020	15:00	*	*	*	*	*	*	*	*	*	*	*	*	*	*	*	*	*	*	*	*	*	*	*	*	*	*	*	*	*	*	*	*	*	*	*	*	*	*	*	*	*	*	*	*	*	*
30/05/2020	16:00	*	*	*	*	*	*	*	*	*	*	*	*	*	*	*	*	*	*	*	*	*	*	*	*	*	*	*	*	*	*	*	*	*	*	*	*	*	*	*	*	*	*	*	*	*	*
30/05/2020	17:00	*	*	*	*	*	*	*	*	*	*	*	*	*	*	*	*	*	*	*	*	*	*	*	*	*	*	*	*	*	*	*	*	*	*	*	*	*	*	*	*	*	*	*	*	*	*
30/05/2020	18:00	*	*	*	*	*	*	*	*	*	*	*	*	*	*	*	*	*	*	*	*	*	*	*	*	*	*	*	*	*	*	*	*	*	*	*	*	*	*	*	*	*	*	*	*	*	*
30/05/2020	19:00	*	*	*	*	*	*	*	*	*	*	*	*	*	*	*	*	*	*	*	*	*	*	*	*	*	*	*	*	*	*	*	*	*	*	*	*	*	*	*	*	*	*	*	*	*	*
30/05/2020	20:00	*	*	*	*	*	*	*	*	*	*	*	*	*	*	*	*	*	*	*	*	*	*	*	*	*	*	*	*	*	*	*	*	*	*	*	*	*	*	*	*	*	*	*	*	*	*
30/05/2020	21:00	*	*	*	*	*	*	*	*	*	*	*	*	*	*	*	*	*	*	*	*	*	*	*	*	*	*	*	*	*	*	*	*	*	*	*	*	*	*	*	*	*	*	*	*	*	*
30/05/2020	22:00	*	*	*	*	*	*	*	*	*	*	*	*	*	*	*	*	*	*	*	*	*	*	*	*	*	*	*	*	*	*	*	*	*	*	*	*	*	*	*	*	*	*	*	*	*	*
30/05/2020	23:00	*	*	*	*	*	*	*	*	*	*	*	*	*	*	*	*	*	*	*	*	*	*	*	*	*	*	*	*	*	*	*	*	*	*	*	*	*	*	*	*	*	*	*	*	*	*
24 Hr Summary		0	0	0	0	0	0	0	0	0	0	0	0	0	0	0	0	0	0	0	0	0	0	0	0	0	0	0	0	0	0	0	0	0	0	0	0	0	0	0	0	0	*	*	*	*

Incoming Histogram
Alton Rd Facing Alton

from Sun-Mar-15-2020-05-00-AM to Sun-Aug-16-2020-02-59-PM

Date	Starting Hr:min	<5	5 to <10	10 to <15	15 to <20	20 to <25	25 to <30	30 to <35	35 to <40	40 to <45	45 to <50	50 to <55	55 to <60	60 to <65	65 to <70	70 to <75	75 to <80	80 to <85	85 to <90	90 to <95	95 to <100	100 to <105	105 to <110	110 to <115	115 to <120	120 to <125	125 to <130	130 to <135	135 to <140	140 to <145	145 to <150	150 to <155	155 to <160	160 to <165	165 to <170	170 to <175	175 to <180	180 to <185	185 to <190	190 to <195	195 to >200	Total Counts	85pct Speed	10MPH Pace	% in pace	# of Speeders	% Speeders
31/05/2020	00:00	*	*	*	*	*	*	*	*	*	*	*	*	*	*	*	*	*	*	*	*	*	*	*	*	*	*	*	*	*	*	*	*	*	*	*	*	*	*	*	*	*	*	*	*	*	*
31/05/2020	01:00	*	*	*	*	*	*	*	*	*	*	*	*	*	*	*	*	*	*	*	*	*	*	*	*	*	*	*	*	*	*	*	*	*	*	*	*	*	*	*	*	*	*	*	*	*	*
31/05/2020	02:00	*	*	*	*	*	*	*	*	*	*	*	*	*	*	*	*	*	*	*	*	*	*	*	*	*	*	*	*	*	*	*	*	*	*	*	*	*	*	*	*	*	*	*	*	*	*
31/05/2020	03:00	*	*	*	*	*	*	*	*	*	*	*	*	*	*	*	*	*	*	*	*	*	*	*	*	*	*	*	*	*	*	*	*	*	*	*	*	*	*	*	*	*	*	*	*	*	*
31/05/2020	04:00	*	*	*	*	*	*	*	*	*	*	*	*	*	*	*	*	*	*	*	*	*	*	*	*	*	*	*	*	*	*	*	*	*	*	*	*	*	*	*	*	*	*	*	*	*	*
31/05/2020	05:00	*	*	*	*	*	*	*	*	*	*	*	*	*	*	*	*	*	*	*	*	*	*	*	*	*	*	*	*	*	*	*	*	*	*	*	*	*	*	*	*	*	*	*	*	*	*
31/05/2020	06:00	*	*	*	*	*	*	*	*	*	*	*	*	*	*	*	*	*	*	*	*	*	*	*	*	*	*	*	*	*	*	*	*	*	*	*	*	*	*	*	*	*	*	*	*	*	*
31/05/2020	07:00	*	*	*	*	*	*	*	*	*	*	*	*	*	*	*	*	*	*	*	*	*	*	*	*	*	*	*	*	*	*	*	*	*	*	*	*	*	*	*	*	*	*	*	*	*	*
31/05/2020	08:00	*	*	*	*	*	*	*	*	*	*	*	*	*	*	*	*	*	*	*	*	*	*	*	*	*	*	*	*	*	*	*	*	*	*	*	*	*	*	*	*	*	*	*	*	*	*
31/05/2020	09:00	*	*	*	*	*	*	*	*	*	*	*	*	*	*	*	*	*	*	*	*	*	*	*	*	*	*	*	*	*	*	*	*	*	*	*	*	*	*	*	*	*	*	*	*	*	*
31/05/2020	10:00	*	*	*	*	*	*	*	*	*	*	*	*	*	*	*	*	*	*	*	*	*	*	*	*	*	*	*	*	*	*	*	*	*	*	*	*	*	*	*	*	*	*	*	*	*	*
31/05/2020	11:00	*	*	*	*	*	*	*	*	*	*	*	*	*	*	*	*	*	*	*	*	*	*	*	*	*	*	*	*	*	*	*	*	*	*	*	*	*	*	*	*	*	*	*	*	*	*
31/05/2020	12:00	*	*	*	*	*	*	*	*	*	*	*	*	*	*	*	*	*	*	*	*	*	*	*	*	*	*	*	*	*	*	*	*	*	*	*	*	*	*	*	*	*	*	*	*	*	*
31/05/2020	13:00	*	*	*	*	*	*	*	*	*	*	*	*	*	*	*	*	*	*	*	*	*	*	*	*	*	*	*	*	*	*	*	*	*	*	*	*	*	*	*	*	*	*	*	*	*	*
31/05/2020	14:00	*	*	*	*	*	*	*	*	*	*	*	*	*	*	*	*	*	*	*	*	*	*	*	*	*	*	*	*	*	*	*	*	*	*	*	*	*	*	*	*	*	*	*	*	*	*
31/05/2020	15:00	*	*	*	*	*	*	*	*	*	*	*	*	*	*	*	*	*	*	*	*	*	*	*	*	*	*	*	*	*	*	*	*	*	*	*	*	*	*	*	*	*	*	*	*	*	*
31/05/2020	16:00	*	*	*	*	*	*	*	*	*	*	*	*	*	*	*	*	*	*	*	*	*	*	*	*	*	*	*	*	*	*	*	*	*	*	*	*	*	*	*	*	*	*	*	*	*	*
31/05/2020	17:00	*	*	*	*	*	*	*	*	*	*	*	*	*	*	*	*	*	*	*	*	*	*	*	*	*	*	*	*	*	*	*	*	*	*	*	*	*	*	*	*	*	*	*	*	*	*
31/05/2020	18:00	*	*	*	*	*	*	*	*	*	*	*	*	*	*	*	*	*	*	*	*	*	*	*	*	*	*	*	*	*	*	*	*	*	*	*	*	*	*	*	*	*	*	*	*	*	*
31/05/2020	19:00	*	*	*	*	*	*	*	*	*	*	*	*	*	*	*	*	*	*	*	*	*	*	*	*	*	*	*	*	*	*	*	*	*	*	*	*	*	*	*	*	*	*	*	*	*	*
31/05/2020	20:00	*	*	*	*	*	*	*	*	*	*	*	*	*	*	*	*	*	*	*	*	*	*	*	*	*	*	*	*	*	*	*	*	*	*	*	*	*	*	*	*	*	*	*	*	*	*
31/05/2020	21:00	*	*	*	*	*	*	*	*	*	*	*	*	*	*	*	*	*	*	*	*	*	*	*	*	*	*	*	*	*	*	*	*	*	*	*	*	*	*	*	*	*	*	*	*	*	*
31/05/2020	22:00	*	*	*	*	*	*	*	*	*	*	*	*	*	*	*	*	*	*	*	*	*	*	*	*	*	*	*	*	*	*	*	*	*	*	*	*	*	*	*	*	*	*	*	*	*	*
31/05/2020	23:00	*	*	*	*	*	*	*	*	*	*	*	*	*	*	*	*	*	*	*	*	*	*	*	*	*	*	*	*	*	*	*	*	*	*	*	*	*	*	*	*	*	*	*	*	*	*
24 Hr Summary		0	0	0	0	0	0	0	0	0	0	0	0	0	0	0	0	0	0	0	0	0	0	0	0	0	0	0	0	0	0	0	0	0	0	0	0	0	0	0	0	0	*	*	*	*

Incoming Histogram
Alton Rd Facing Alton

from Sun-Mar-15-2020-05-00-AM to Sun-Aug-16-2020-02-59-PM

Date	Starting Hr:min	<5	5 to <10	10 to <15	15 to <20	20 to <25	25 to <30	30 to <35	35 to <40	40 to <45	45 to <50	50 to <55	55 to <60	60 to <65	65 to <70	70 to <75	75 to <80	80 to <85	85 to <90	90 to <95	95 to <100	100 to <105	105 to <110	110 to <115	115 to <120	120 to <125	125 to <130	130 to <135	135 to <140	140 to <145	145 to <150	150 to <155	155 to <160	160 to <165	165 to <170	170 to <175	175 to <180	180 to <185	185 to <190	190 to <195	195 to >200	Total Counts	85pct Speed	10MPH Pace	% in pace	# of Speeders	% Speeders
01/06/2020	00:00	*	*	*	*	*	*	*	*	*	*	*	*	*	*	*	*	*	*	*	*	*	*	*	*	*	*	*	*	*	*	*	*	*	*	*	*	*	*	*	*	*	*	*	*	*	*
01/06/2020	01:00	*	*	*	*	*	*	*	*	*	*	*	*	*	*	*	*	*	*	*	*	*	*	*	*	*	*	*	*	*	*	*	*	*	*	*	*	*	*	*	*	*	*	*	*	*	*
01/06/2020	02:00	*	*	*	*	*	*	*	*	*	*	*	*	*	*	*	*	*	*	*	*	*	*	*	*	*	*	*	*	*	*	*	*	*	*	*	*	*	*	*	*	*	*	*	*	*	*
01/06/2020	03:00	*	*	*	*	*	*	*	*	*	*	*	*	*	*	*	*	*	*	*	*	*	*	*	*	*	*	*	*	*	*	*	*	*	*	*	*	*	*	*	*	*	*	*	*	*	*
01/06/2020	04:00	*	*	*	*	*	*	*	*	*	*	*	*	*	*	*	*	*	*	*	*	*	*	*	*	*	*	*	*	*	*	*	*	*	*	*	*	*	*	*	*	*	*	*	*	*	*
01/06/2020	05:00	*	*	*	*	*	*	*	*	*	*	*	*	*	*	*	*	*	*	*	*	*	*	*	*	*	*	*	*	*	*	*	*	*	*	*	*	*	*	*	*	*	*	*	*	*	*
01/06/2020	06:00	*	*	*	*	*	*	*	*	*	*	*	*	*	*	*	*	*	*	*	*	*	*	*	*	*	*	*	*	*	*	*	*	*	*	*	*	*	*	*	*	*	*	*	*	*	*
01/06/2020	07:00	*	*	*	*	*	*	*	*	*	*	*	*	*	*	*	*	*	*	*	*	*	*	*	*	*	*	*	*	*	*	*	*	*	*	*	*	*	*	*	*	*	*	*	*	*	*
01/06/2020	08:00	*	*	*	*	*	*	*	*	*	*	*	*	*	*	*	*	*	*	*	*	*	*	*	*	*	*	*	*	*	*	*	*	*	*	*	*	*	*	*	*	*	*	*	*	*	*
01/06/2020	09:00	*	*	*	*	*	*	*	*	*	*	*	*	*	*	*	*	*	*	*	*	*	*	*	*	*	*	*	*	*	*	*	*	*	*	*	*	*	*	*	*	*	*	*	*	*	*
01/06/2020	10:00	*	*	*	*	*	*	*	*	*	*	*	*	*	*	*	*	*	*	*	*	*	*	*	*	*	*	*	*	*	*	*	*	*	*	*	*	*	*	*	*	*	*	*	*	*	*
01/06/2020	11:00	*	*	*	*	*	*	*	*	*	*	*	*	*	*	*	*	*	*	*	*	*	*	*	*	*	*	*	*	*	*	*	*	*	*	*	*	*	*	*	*	*	*	*	*	*	*
01/06/2020	12:00	*	*	*	*	*	*	*	*	*	*	*	*	*	*	*	*	*	*	*	*	*	*	*	*	*	*	*	*	*	*	*	*	*	*	*	*	*	*	*	*	*	*	*	*	*	*
01/06/2020	13:00	*	*	*	*	*	*	*	*	*	*	*	*	*	*	*	*	*	*	*	*	*	*	*	*	*	*	*	*	*	*	*	*	*	*	*	*	*	*	*	*	*	*	*	*	*	*
01/06/2020	14:00	*	*	*	*	*	*	*	*	*	*	*	*	*	*	*	*	*	*	*	*	*	*	*	*	*	*	*	*	*	*	*	*	*	*	*	*	*	*	*	*	*	*	*	*	*	*
01/06/2020	15:00	*	*	*	*	*	*	*	*	*	*	*	*	*	*	*	*	*	*	*	*	*	*	*	*	*	*	*	*	*	*	*	*	*	*	*	*	*	*	*	*	*	*	*	*	*	*
01/06/2020	16:00	*	*	*	*	*	*	*	*	*	*	*	*	*	*	*	*	*	*	*	*	*	*	*	*	*	*	*	*	*	*	*	*	*	*	*	*	*	*	*	*	*	*	*	*	*	*
01/06/2020	17:00	*	*	*	*	*	*	*	*	*	*	*	*	*	*	*	*	*	*	*	*	*	*	*	*	*	*	*	*	*	*	*	*	*	*	*	*	*	*	*	*	*	*	*	*	*	*
01/06/2020	18:00	*	*	*	*	*	*	*	*	*	*	*	*	*	*	*	*	*	*	*	*	*	*	*	*	*	*	*	*	*	*	*	*	*	*	*	*	*	*	*	*	*	*	*	*	*	*
01/06/2020	19:00	*	*	*	*	*	*	*	*	*	*	*	*	*	*	*	*	*	*	*	*	*	*	*	*	*	*	*	*	*	*	*	*	*	*	*	*	*	*	*	*	*	*	*	*	*	*
01/06/2020	20:00	*	*	*	*	*	*	*	*	*	*	*	*	*	*	*	*	*	*	*	*	*	*	*	*	*	*	*	*	*	*	*	*	*	*	*	*	*	*	*	*	*	*	*	*	*	*
01/06/2020	21:00	*	*	*	*	*	*	*	*	*	*	*	*	*	*	*	*	*	*	*	*	*	*	*	*	*	*	*	*	*	*	*	*	*	*	*	*	*	*	*	*	*	*	*	*	*	*
01/06/2020	22:00	*	*	*	*	*	*	*	*	*	*	*	*	*	*	*	*	*	*	*	*	*	*	*	*	*	*	*	*	*	*	*	*	*	*	*	*	*	*	*	*	*	*	*	*	*	*
01/06/2020	23:00	*	*	*	*	*	*	*	*	*	*	*	*	*	*	*	*	*	*	*	*	*	*	*	*	*	*	*	*	*	*	*	*	*	*	*	*	*	*	*	*	*	*	*	*	*	*
24 Hr Summary		0	0	0	0	0	0	0	0	0	0	0	0	0	0	0	0	0	0	0	0	0	0	0	0	0	0	0	0	0	0	0	0	0	0	0	0	0	0	0	0	0	*	*	*	*

Incoming Histogram
Alton Rd Facing Alton

from Sun-Mar-15-2020-05-00-AM to Sun-Aug-16-2020-02-59-PM

Date	Starting Hr:min	<5	5 to <10	10 to <15	15 to <20	20 to <25	25 to <30	30 to <35	35 to <40	40 to <45	45 to <50	50 to <55	55 to <60	60 to <65	65 to <70	70 to <75	75 to <80	80 to <85	85 to <90	90 to <95	95 to <100	100 to <105	105 to <110	110 to <115	115 to <120	120 to <125	125 to <130	130 to <135	135 to <140	140 to <145	145 to <150	150 to <155	155 to <160	160 to <165	165 to <170	170 to <175	175 to <180	180 to <185	185 to <190	190 to <195	195 to >200	Total Counts	85pct Speed	10MPH Pace	% in pace	# of Speeders	% Speeders
02/06/2020	00:00	*	*	*	*	*	*	*	*	*	*	*	*	*	*	*	*	*	*	*	*	*	*	*	*	*	*	*	*	*	*	*	*	*	*	*	*	*	*	*	*	*	*	*	*	*	*
02/06/2020	01:00	*	*	*	*	*	*	*	*	*	*	*	*	*	*	*	*	*	*	*	*	*	*	*	*	*	*	*	*	*	*	*	*	*	*	*	*	*	*	*	*	*	*	*	*	*	*
02/06/2020	02:00	*	*	*	*	*	*	*	*	*	*	*	*	*	*	*	*	*	*	*	*	*	*	*	*	*	*	*	*	*	*	*	*	*	*	*	*	*	*	*	*	*	*	*	*	*	*
02/06/2020	03:00	*	*	*	*	*	*	*	*	*	*	*	*	*	*	*	*	*	*	*	*	*	*	*	*	*	*	*	*	*	*	*	*	*	*	*	*	*	*	*	*	*	*	*	*	*	*
02/06/2020	04:00	*	*	*	*	*	*	*	*	*	*	*	*	*	*	*	*	*	*	*	*	*	*	*	*	*	*	*	*	*	*	*	*	*	*	*	*	*	*	*	*	*	*	*	*	*	*
02/06/2020	05:00	*	*	*	*	*	*	*	*	*	*	*	*	*	*	*	*	*	*	*	*	*	*	*	*	*	*	*	*	*	*	*	*	*	*	*	*	*	*	*	*	*	*	*	*	*	*
02/06/2020	06:00	*	*	*	*	*	*	*	*	*	*	*	*	*	*	*	*	*	*	*	*	*	*	*	*	*	*	*	*	*	*	*	*	*	*	*	*	*	*	*	*	*	*	*	*	*	*
02/06/2020	07:00	*	*	*	*	*	*	*	*	*	*	*	*	*	*	*	*	*	*	*	*	*	*	*	*	*	*	*	*	*	*	*	*	*	*	*	*	*	*	*	*	*	*	*	*	*	*
02/06/2020	08:00	*	*	*	*	*	*	*	*	*	*	*	*	*	*	*	*	*	*	*	*	*	*	*	*	*	*	*	*	*	*	*	*	*	*	*	*	*	*	*	*	*	*	*	*	*	*
02/06/2020	09:00	*	*	*	*	*	*	*	*	*	*	*	*	*	*	*	*	*	*	*	*	*	*	*	*	*	*	*	*	*	*	*	*	*	*	*	*	*	*	*	*	*	*	*	*	*	*
02/06/2020	10:00	*	*	*	*	*	*	*	*	*	*	*	*	*	*	*	*	*	*	*	*	*	*	*	*	*	*	*	*	*	*	*	*	*	*	*	*	*	*	*	*	*	*	*	*	*	*
02/06/2020	11:00	*	*	*	*	*	*	*	*	*	*	*	*	*	*	*	*	*	*	*	*	*	*	*	*	*	*	*	*	*	*	*	*	*	*	*	*	*	*	*	*	*	*	*	*	*	*
02/06/2020	12:00	*	*	*	*	*	*	*	*	*	*	*	*	*	*	*	*	*	*	*	*	*	*	*	*	*	*	*	*	*	*	*	*	*	*	*	*	*	*	*	*	*	*	*	*	*	*
02/06/2020	13:00	*	*	*	*	*	*	*	*	*	*	*	*	*	*	*	*	*	*	*	*	*	*	*	*	*	*	*	*	*	*	*	*	*	*	*	*	*	*	*	*	*	*	*	*	*	*
02/06/2020	14:00	*	*	*	*	*	*	*	*	*	*	*	*	*	*	*	*	*	*	*	*	*	*	*	*	*	*	*	*	*	*	*	*	*	*	*	*	*	*	*	*	*	*	*	*	*	*
02/06/2020	15:00	*	*	*	*	*	*	*	*	*	*	*	*	*	*	*	*	*	*	*	*	*	*	*	*	*	*	*	*	*	*	*	*	*	*	*	*	*	*	*	*	*	*	*	*	*	*
02/06/2020	16:00	*	*	*	*	*	*	*	*	*	*	*	*	*	*	*	*	*	*	*	*	*	*	*	*	*	*	*	*	*	*	*	*	*	*	*	*	*	*	*	*	*	*	*	*	*	*
02/06/2020	17:00	*	*	*	*	*	*	*	*	*	*	*	*	*	*	*	*	*	*	*	*	*	*	*	*	*	*	*	*	*	*	*	*	*	*	*	*	*	*	*	*	*	*	*	*	*	*
02/06/2020	18:00	*	*	*	*	*	*	*	*	*	*	*	*	*	*	*	*	*	*	*	*	*	*	*	*	*	*	*	*	*	*	*	*	*	*	*	*	*	*	*	*	*	*	*	*	*	*
02/06/2020	19:00	*	*	*	*	*	*	*	*	*	*	*	*	*	*	*	*	*	*	*	*	*	*	*	*	*	*	*	*	*	*	*	*	*	*	*	*	*	*	*	*	*	*	*	*	*	*
02/06/2020	20:00	*	*	*	*	*	*	*	*	*	*	*	*	*	*	*	*	*	*	*	*	*	*	*	*	*	*	*	*	*	*	*	*	*	*	*	*	*	*	*	*	*	*	*	*	*	*
02/06/2020	21:00	*	*	*	*	*	*	*	*	*	*	*	*	*	*	*	*	*	*	*	*	*	*	*	*	*	*	*	*	*	*	*	*	*	*	*	*	*	*	*	*	*	*	*	*	*	*
02/06/2020	22:00	*	*	*	*	*	*	*	*	*	*	*	*	*	*	*	*	*	*	*	*	*	*	*	*	*	*	*	*	*	*	*	*	*	*	*	*	*	*	*	*	*	*	*	*	*	*
02/06/2020	23:00	*	*	*	*	*	*	*	*	*	*	*	*	*	*	*	*	*	*	*	*	*	*	*	*	*	*	*	*	*	*	*	*	*	*	*	*	*	*	*	*	*	*	*	*	*	*
24 Hr Summary		0	0	0	0	0	0	0	0	0	0	0	0	0	0	0	0	0	0	0	0	0	0	0	0	0	0	0	0	0	0	0	0	0	0	0	0	0	0	0	0	0	*	*	*	*

Incoming Histogram
Alton Rd Facing Alton

from Sun-Mar-15-2020-05-00-AM to Sun-Aug-16-2020-02-59-PM

Date	Starting Hr:min	<5	5 to <10	10 to <15	15 to <20	20 to <25	25 to <30	30 to <35	35 to <40	40 to <45	45 to <50	50 to <55	55 to <60	60 to <65	65 to <70	70 to <75	75 to <80	80 to <85	85 to <90	90 to <95	95 to <100	100 to <105	105 to <110	110 to <115	115 to <120	120 to <125	125 to <130	130 to <135	135 to <140	140 to <145	145 to <150	150 to <155	155 to <160	160 to <165	165 to <170	170 to <175	175 to <180	180 to <185	185 to <190	190 to <195	195 to >200	Total Counts	85pct Speed	10MPH Pace	% in pace	# of Speeders	% Speeders
03/06/2020	00:00	*	*	*	*	*	*	*	*	*	*	*	*	*	*	*	*	*	*	*	*	*	*	*	*	*	*	*	*	*	*	*	*	*	*	*	*	*	*	*	*	*	*	*	*	*	*
03/06/2020	01:00	*	*	*	*	*	*	*	*	*	*	*	*	*	*	*	*	*	*	*	*	*	*	*	*	*	*	*	*	*	*	*	*	*	*	*	*	*	*	*	*	*	*	*	*	*	*
03/06/2020	02:00	*	*	*	*	*	*	*	*	*	*	*	*	*	*	*	*	*	*	*	*	*	*	*	*	*	*	*	*	*	*	*	*	*	*	*	*	*	*	*	*	*	*	*	*	*	*
03/06/2020	03:00	*	*	*	*	*	*	*	*	*	*	*	*	*	*	*	*	*	*	*	*	*	*	*	*	*	*	*	*	*	*	*	*	*	*	*	*	*	*	*	*	*	*	*	*	*	*
03/06/2020	04:00	*	*	*	*	*	*	*	*	*	*	*	*	*	*	*	*	*	*	*	*	*	*	*	*	*	*	*	*	*	*	*	*	*	*	*	*	*	*	*	*	*	*	*	*	*	*
03/06/2020	05:00	*	*	*	*	*	*	*	*	*	*	*	*	*	*	*	*	*	*	*	*	*	*	*	*	*	*	*	*	*	*	*	*	*	*	*	*	*	*	*	*	*	*	*	*	*	*
03/06/2020	06:00	*	*	*	*	*	*	*	*	*	*	*	*	*	*	*	*	*	*	*	*	*	*	*	*	*	*	*	*	*	*	*	*	*	*	*	*	*	*	*	*	*	*	*	*	*	*
03/06/2020	07:00	*	*	*	*	*	*	*	*	*	*	*	*	*	*	*	*	*	*	*	*	*	*	*	*	*	*	*	*	*	*	*	*	*	*	*	*	*	*	*	*	*	*	*	*	*	*
03/06/2020	08:00	*	*	*	*	*	*	*	*	*	*	*	*	*	*	*	*	*	*	*	*	*	*	*	*	*	*	*	*	*	*	*	*	*	*	*	*	*	*	*	*	*	*	*	*	*	*
03/06/2020	09:00	*	*	*	*	*	*	*	*	*	*	*	*	*	*	*	*	*	*	*	*	*	*	*	*	*	*	*	*	*	*	*	*	*	*	*	*	*	*	*	*	*	*	*	*	*	*
03/06/2020	10:00	*	*	*	*	*	*	*	*	*	*	*	*	*	*	*	*	*	*	*	*	*	*	*	*	*	*	*	*	*	*	*	*	*	*	*	*	*	*	*	*	*	*	*	*	*	*
03/06/2020	11:00	*	*	*	*	*	*	*	*	*	*	*	*	*	*	*	*	*	*	*	*	*	*	*	*	*	*	*	*	*	*	*	*	*	*	*	*	*	*	*	*	*	*	*	*	*	*
03/06/2020	12:00	*	*	*	*	*	*	*	*	*	*	*	*	*	*	*	*	*	*	*	*	*	*	*	*	*	*	*	*	*	*	*	*	*	*	*	*	*	*	*	*	*	*	*	*	*	*
03/06/2020	13:00	*	*	*	*	*	*	*	*	*	*	*	*	*	*	*	*	*	*	*	*	*	*	*	*	*	*	*	*	*	*	*	*	*	*	*	*	*	*	*	*	*	*	*	*	*	*
03/06/2020	14:00	*	*	*	*	*	*	*	*	*	*	*	*	*	*	*	*	*	*	*	*	*	*	*	*	*	*	*	*	*	*	*	*	*	*	*	*	*	*	*	*	*	*	*	*	*	*
03/06/2020	15:00	*	*	*	*	*	*	*	*	*	*	*	*	*	*	*	*	*	*	*	*	*	*	*	*	*	*	*	*	*	*	*	*	*	*	*	*	*	*	*	*	*	*	*	*	*	*
03/06/2020	16:00	*	*	*	*	*	*	*	*	*	*	*	*	*	*	*	*	*	*	*	*	*	*	*	*	*	*	*	*	*	*	*	*	*	*	*	*	*	*	*	*	*	*	*	*	*	*
03/06/2020	17:00	*	*	*	*	*	*	*	*	*	*	*	*	*	*	*	*	*	*	*	*	*	*	*	*	*	*	*	*	*	*	*	*	*	*	*	*	*	*	*	*	*	*	*	*	*	*
03/06/2020	18:00	*	*	*	*	*	*	*	*	*	*	*	*	*	*	*	*	*	*	*	*	*	*	*	*	*	*	*	*	*	*	*	*	*	*	*	*	*	*	*	*	*	*	*	*	*	*
03/06/2020	19:00	*	*	*	*	*	*	*	*	*	*	*	*	*	*	*	*	*	*	*	*	*	*	*	*	*	*	*	*	*	*	*	*	*	*	*	*	*	*	*	*	*	*	*	*	*	*
03/06/2020	20:00	*	*	*	*	*	*	*	*	*	*	*	*	*	*	*	*	*	*	*	*	*	*	*	*	*	*	*	*	*	*	*	*	*	*	*	*	*	*	*	*	*	*	*	*	*	*
03/06/2020	21:00	*	*	*	*	*	*	*	*	*	*	*	*	*	*	*	*	*	*	*	*	*	*	*	*	*	*	*	*	*	*	*	*	*	*	*	*	*	*	*	*	*	*	*	*	*	*
03/06/2020	22:00	*	*	*	*	*	*	*	*	*	*	*	*	*	*	*	*	*	*	*	*	*	*	*	*	*	*	*	*	*	*	*	*	*	*	*	*	*	*	*	*	*	*	*	*	*	*
03/06/2020	23:00	*	*	*	*	*	*	*	*	*	*	*	*	*	*	*	*	*	*	*	*	*	*	*	*	*	*	*	*	*	*	*	*	*	*	*	*	*	*	*	*	*	*	*	*	*	*
24 Hr Summary		0	0	0	0	0	0	0	0	0	0	0	0	0	0	0	0	0	0	0	0	0	0	0	0	0	0	0	0	0	0	0	0	0	0	0	0	0	0	0	0	0	*	*	*	*

Incoming Histogram
Alton Rd Facing Alton

from Sun-Mar-15-2020-05-00-AM to Sun-Aug-16-2020-02-59-PM

Date	Starting Hr:min	<5	5 to <10	10 to <15	15 to <20	20 to <25	25 to <30	30 to <35	35 to <40	40 to <45	45 to <50	50 to <55	55 to <60	60 to <65	65 to <70	70 to <75	75 to <80	80 to <85	85 to <90	90 to <95	95 to <100	100 to <105	105 to <110	110 to <115	115 to <120	120 to <125	125 to <130	130 to <135	135 to <140	140 to <145	145 to <150	150 to <155	155 to <160	160 to <165	165 to <170	170 to <175	175 to <180	180 to <185	185 to <190	190 to <195	195 to >200	Total Counts	85pct Speed	10MPH Pace	% in pace	# of Speeders	% Speeders
04/06/2020	00:00	*	*	*	*	*	*	*	*	*	*	*	*	*	*	*	*	*	*	*	*	*	*	*	*	*	*	*	*	*	*	*	*	*	*	*	*	*	*	*	*	*	*	*	*	*	*
04/06/2020	01:00	*	*	*	*	*	*	*	*	*	*	*	*	*	*	*	*	*	*	*	*	*	*	*	*	*	*	*	*	*	*	*	*	*	*	*	*	*	*	*	*	*	*	*	*	*	*
04/06/2020	02:00	*	*	*	*	*	*	*	*	*	*	*	*	*	*	*	*	*	*	*	*	*	*	*	*	*	*	*	*	*	*	*	*	*	*	*	*	*	*	*	*	*	*	*	*	*	*
04/06/2020	03:00	*	*	*	*	*	*	*	*	*	*	*	*	*	*	*	*	*	*	*	*	*	*	*	*	*	*	*	*	*	*	*	*	*	*	*	*	*	*	*	*	*	*	*	*	*	*
04/06/2020	04:00	*	*	*	*	*	*	*	*	*	*	*	*	*	*	*	*	*	*	*	*	*	*	*	*	*	*	*	*	*	*	*	*	*	*	*	*	*	*	*	*	*	*	*	*	*	*
04/06/2020	05:00	*	*	*	*	*	*	*	*	*	*	*	*	*	*	*	*	*	*	*	*	*	*	*	*	*	*	*	*	*	*	*	*	*	*	*	*	*	*	*	*	*	*	*	*	*	*
04/06/2020	06:00	*	*	*	*	*	*	*	*	*	*	*	*	*	*	*	*	*	*	*	*	*	*	*	*	*	*	*	*	*	*	*	*	*	*	*	*	*	*	*	*	*	*	*	*	*	*
04/06/2020	07:00	*	*	*	*	*	*	*	*	*	*	*	*	*	*	*	*	*	*	*	*	*	*	*	*	*	*	*	*	*	*	*	*	*	*	*	*	*	*	*	*	*	*	*	*	*	*
04/06/2020	08:00	*	*	*	*	*	*	*	*	*	*	*	*	*	*	*	*	*	*	*	*	*	*	*	*	*	*	*	*	*	*	*	*	*	*	*	*	*	*	*	*	*	*	*	*	*	*
04/06/2020	09:00	*	*	*	*	*	*	*	*	*	*	*	*	*	*	*	*	*	*	*	*	*	*	*	*	*	*	*	*	*	*	*	*	*	*	*	*	*	*	*	*	*	*	*	*	*	*
04/06/2020	10:00	*	*	*	*	*	*	*	*	*	*	*	*	*	*	*	*	*	*	*	*	*	*	*	*	*	*	*	*	*	*	*	*	*	*	*	*	*	*	*	*	*	*	*	*	*	*
04/06/2020	11:00	*	*	*	*	*	*	*	*	*	*	*	*	*	*	*	*	*	*	*	*	*	*	*	*	*	*	*	*	*	*	*	*	*	*	*	*	*	*	*	*	*	*	*	*	*	*
04/06/2020	12:00	*	*	*	*	*	*	*	*	*	*	*	*	*	*	*	*	*	*	*	*	*	*	*	*	*	*	*	*	*	*	*	*	*	*	*	*	*	*	*	*	*	*	*	*	*	*
04/06/2020	13:00	*	*	*	*	*	*	*	*	*	*	*	*	*	*	*	*	*	*	*	*	*	*	*	*	*	*	*	*	*	*	*	*	*	*	*	*	*	*	*	*	*	*	*	*	*	*
04/06/2020	14:00	*	*	*	*	*	*	*	*	*	*	*	*	*	*	*	*	*	*	*	*	*	*	*	*	*	*	*	*	*	*	*	*	*	*	*	*	*	*	*	*	*	*	*	*	*	*
04/06/2020	15:00	*	*	*	*	*	*	*	*	*	*	*	*	*	*	*	*	*	*	*	*	*	*	*	*	*	*	*	*	*	*	*	*	*	*	*	*	*	*	*	*	*	*	*	*	*	*
04/06/2020	16:00	*	*	*	*	*	*	*	*	*	*	*	*	*	*	*	*	*	*	*	*	*	*	*	*	*	*	*	*	*	*	*	*	*	*	*	*	*	*	*	*	*	*	*	*	*	*
04/06/2020	17:00	*	*	*	*	*	*	*	*	*	*	*	*	*	*	*	*	*	*	*	*	*	*	*	*	*	*	*	*	*	*	*	*	*	*	*	*	*	*	*	*	*	*	*	*	*	*
04/06/2020	18:00	*	*	*	*	*	*	*	*	*	*	*	*	*	*	*	*	*	*	*	*	*	*	*	*	*	*	*	*	*	*	*	*	*	*	*	*	*	*	*	*	*	*	*	*	*	*
04/06/2020	19:00	*	*	*	*	*	*	*	*	*	*	*	*	*	*	*	*	*	*	*	*	*	*	*	*	*	*	*	*	*	*	*	*	*	*	*	*	*	*	*	*	*	*	*	*	*	*
04/06/2020	20:00	*	*	*	*	*	*	*	*	*	*	*	*	*	*	*	*	*	*	*	*	*	*	*	*	*	*	*	*	*	*	*	*	*	*	*	*	*	*	*	*	*	*	*	*	*	*
04/06/2020	21:00	*	*	*	*	*	*	*	*	*	*	*	*	*	*	*	*	*	*	*	*	*	*	*	*	*	*	*	*	*	*	*	*	*	*	*	*	*	*	*	*	*	*	*	*	*	*
04/06/2020	22:00	*	*	*	*	*	*	*	*	*	*	*	*	*	*	*	*	*	*	*	*	*	*	*	*	*	*	*	*	*	*	*	*	*	*	*	*	*	*	*	*	*	*	*	*	*	*
04/06/2020	23:00	*	*	*	*	*	*	*	*	*	*	*	*	*	*	*	*	*	*	*	*	*	*	*	*	*	*	*	*	*	*	*	*	*	*	*	*	*	*	*	*	*	*	*	*	*	*
24 Hr Summary		0	0	0	0	0	0	0	0	0	0	0	0	0	0	0	0	0	0	0	0	0	0	0	0	0	0	0	0	0	0	0	0	0	0	0	0	0	0	0	0	*	*	*	*	*

Incoming Histogram
Alton Rd Facing Alton

from Sun-Mar-15-2020-05-00-AM to Sun-Aug-16-2020-02-59-PM

Date	Starting Hr:min	<5	5 to <10	10 to <15	15 to <20	20 to <25	25 to <30	30 to <35	35 to <40	40 to <45	45 to <50	50 to <55	55 to <60	60 to <65	65 to <70	70 to <75	75 to <80	80 to <85	85 to <90	90 to <95	95 to <100	100 to <105	105 to <110	110 to <115	115 to <120	120 to <125	125 to <130	130 to <135	135 to <140	140 to <145	145 to <150	150 to <155	155 to <160	160 to <165	165 to <170	170 to <175	175 to <180	180 to <185	185 to <190	190 to <195	195 to >200	Total Counts	85pct Speed	10MPH Pace	% in pace	# of Speeders	% Speeders
05/06/2020	00:00	*	*	*	*	*	*	*	*	*	*	*	*	*	*	*	*	*	*	*	*	*	*	*	*	*	*	*	*	*	*	*	*	*	*	*	*	*	*	*	*	*	*	*	*	*	*
05/06/2020	01:00	*	*	*	*	*	*	*	*	*	*	*	*	*	*	*	*	*	*	*	*	*	*	*	*	*	*	*	*	*	*	*	*	*	*	*	*	*	*	*	*	*	*	*	*	*	*
05/06/2020	02:00	*	*	*	*	*	*	*	*	*	*	*	*	*	*	*	*	*	*	*	*	*	*	*	*	*	*	*	*	*	*	*	*	*	*	*	*	*	*	*	*	*	*	*	*	*	*
05/06/2020	03:00	*	*	*	*	*	*	*	*	*	*	*	*	*	*	*	*	*	*	*	*	*	*	*	*	*	*	*	*	*	*	*	*	*	*	*	*	*	*	*	*	*	*	*	*	*	*
05/06/2020	04:00	*	*	*	*	*	*	*	*	*	*	*	*	*	*	*	*	*	*	*	*	*	*	*	*	*	*	*	*	*	*	*	*	*	*	*	*	*	*	*	*	*	*	*	*	*	*
05/06/2020	05:00	*	*	*	*	*	*	*	*	*	*	*	*	*	*	*	*	*	*	*	*	*	*	*	*	*	*	*	*	*	*	*	*	*	*	*	*	*	*	*	*	*	*	*	*	*	*
05/06/2020	06:00	*	*	*	*	*	*	*	*	*	*	*	*	*	*	*	*	*	*	*	*	*	*	*	*	*	*	*	*	*	*	*	*	*	*	*	*	*	*	*	*	*	*	*	*	*	*
05/06/2020	07:00	*	*	*	*	*	*	*	*	*	*	*	*	*	*	*	*	*	*	*	*	*	*	*	*	*	*	*	*	*	*	*	*	*	*	*	*	*	*	*	*	*	*	*	*	*	*
05/06/2020	08:00	*	*	*	*	*	*	*	*	*	*	*	*	*	*	*	*	*	*	*	*	*	*	*	*	*	*	*	*	*	*	*	*	*	*	*	*	*	*	*	*	*	*	*	*	*	*
05/06/2020	09:00	*	*	*	*	*	*	*	*	*	*	*	*	*	*	*	*	*	*	*	*	*	*	*	*	*	*	*	*	*	*	*	*	*	*	*	*	*	*	*	*	*	*	*	*	*	*
05/06/2020	10:00	*	*	*	*	*	*	*	*	*	*	*	*	*	*	*	*	*	*	*	*	*	*	*	*	*	*	*	*	*	*	*	*	*	*	*	*	*	*	*	*	*	*	*	*	*	*
05/06/2020	11:00	*	*	*	*	*	*	*	*	*	*	*	*	*	*	*	*	*	*	*	*	*	*	*	*	*	*	*	*	*	*	*	*	*	*	*	*	*	*	*	*	*	*	*	*	*	*
05/06/2020	12:00	*	*	*	*	*	*	*	*	*	*	*	*	*	*	*	*	*	*	*	*	*	*	*	*	*	*	*	*	*	*	*	*	*	*	*	*	*	*	*	*	*	*	*	*	*	*
05/06/2020	13:00	*	*	*	*	*	*	*	*	*	*	*	*	*	*	*	*	*	*	*	*	*	*	*	*	*	*	*	*	*	*	*	*	*	*	*	*	*	*	*	*	*	*	*	*	*	*
05/06/2020	14:00	*	*	*	*	*	*	*	*	*	*	*	*	*	*	*	*	*	*	*	*	*	*	*	*	*	*	*	*	*	*	*	*	*	*	*	*	*	*	*	*	*	*	*	*	*	*
05/06/2020	15:00	*	*	*	*	*	*	*	*	*	*	*	*	*	*	*	*	*	*	*	*	*	*	*	*	*	*	*	*	*	*	*	*	*	*	*	*	*	*	*	*	*	*	*	*	*	*
05/06/2020	16:00	*	*	*	*	*	*	*	*	*	*	*	*	*	*	*	*	*	*	*	*	*	*	*	*	*	*	*	*	*	*	*	*	*	*	*	*	*	*	*	*	*	*	*	*	*	*
05/06/2020	17:00	*	*	*	*	*	*	*	*	*	*	*	*	*	*	*	*	*	*	*	*	*	*	*	*	*	*	*	*	*	*	*	*	*	*	*	*	*	*	*	*	*	*	*	*	*	*
05/06/2020	18:00	*	*	*	*	*	*	*	*	*	*	*	*	*	*	*	*	*	*	*	*	*	*	*	*	*	*	*	*	*	*	*	*	*	*	*	*	*	*	*	*	*	*	*	*	*	*
05/06/2020	19:00	*	*	*	*	*	*	*	*	*	*	*	*	*	*	*	*	*	*	*	*	*	*	*	*	*	*	*	*	*	*	*	*	*	*	*	*	*	*	*	*	*	*	*	*	*	*
05/06/2020	20:00	*	*	*	*	*	*	*	*	*	*	*	*	*	*	*	*	*	*	*	*	*	*	*	*	*	*	*	*	*	*	*	*	*	*	*	*	*	*	*	*	*	*	*	*	*	*
05/06/2020	21:00	*	*	*	*	*	*	*	*	*	*	*	*	*	*	*	*	*	*	*	*	*	*	*	*	*	*	*	*	*	*	*	*	*	*	*	*	*	*	*	*	*	*	*	*	*	*
05/06/2020	22:00	*	*	*	*	*	*	*	*	*	*	*	*	*	*	*	*	*	*	*	*	*	*	*	*	*	*	*	*	*	*	*	*	*	*	*	*	*	*	*	*	*	*	*	*	*	*
05/06/2020	23:00	*	*	*	*	*	*	*	*	*	*	*	*	*	*	*	*	*	*	*	*	*	*	*	*	*	*	*	*	*	*	*	*	*	*	*	*	*	*	*	*	*	*	*	*	*	*
24 Hr Summary		0	0	0	0	0	0	0	0	0	0	0	0	0	0	0	0	0	0	0	0	0	0	0	0	0	0	0	0	0	0	0	0	0	0	0	0	0	0	0	0	0	*	*	*	*

Incoming Histogram
Alton Rd Facing Alton

from Sun-Mar-15-2020-05-00-AM to Sun-Aug-16-2020-02-59-PM

Date	Starting Hr:min	<5	5 to <10	10 to <15	15 to <20	20 to <25	25 to <30	30 to <35	35 to <40	40 to <45	45 to <50	50 to <55	55 to <60	60 to <65	65 to <70	70 to <75	75 to <80	80 to <85	85 to <90	90 to <95	95 to <100	100 to <105	105 to <110	110 to <115	115 to <120	120 to <125	125 to <130	130 to <135	135 to <140	140 to <145	145 to <150	150 to <155	155 to <160	160 to <165	165 to <170	170 to <175	175 to <180	180 to <185	185 to <190	190 to <195	195 to >200	Total Counts	85pct Speed	10MPH Pace	% in pace	# of Speeders	% Speeders
06/06/2020	00:00	*	*	*	*	*	*	*	*	*	*	*	*	*	*	*	*	*	*	*	*	*	*	*	*	*	*	*	*	*	*	*	*	*	*	*	*	*	*	*	*	*	*	*	*	*	*
06/06/2020	01:00	*	*	*	*	*	*	*	*	*	*	*	*	*	*	*	*	*	*	*	*	*	*	*	*	*	*	*	*	*	*	*	*	*	*	*	*	*	*	*	*	*	*	*	*	*	*
06/06/2020	02:00	*	*	*	*	*	*	*	*	*	*	*	*	*	*	*	*	*	*	*	*	*	*	*	*	*	*	*	*	*	*	*	*	*	*	*	*	*	*	*	*	*	*	*	*	*	*
06/06/2020	03:00	*	*	*	*	*	*	*	*	*	*	*	*	*	*	*	*	*	*	*	*	*	*	*	*	*	*	*	*	*	*	*	*	*	*	*	*	*	*	*	*	*	*	*	*	*	*
06/06/2020	04:00	*	*	*	*	*	*	*	*	*	*	*	*	*	*	*	*	*	*	*	*	*	*	*	*	*	*	*	*	*	*	*	*	*	*	*	*	*	*	*	*	*	*	*	*	*	*
06/06/2020	05:00	*	*	*	*	*	*	*	*	*	*	*	*	*	*	*	*	*	*	*	*	*	*	*	*	*	*	*	*	*	*	*	*	*	*	*	*	*	*	*	*	*	*	*	*	*	*
06/06/2020	06:00	*	*	*	*	*	*	*	*	*	*	*	*	*	*	*	*	*	*	*	*	*	*	*	*	*	*	*	*	*	*	*	*	*	*	*	*	*	*	*	*	*	*	*	*	*	*
06/06/2020	07:00	*	*	*	*	*	*	*	*	*	*	*	*	*	*	*	*	*	*	*	*	*	*	*	*	*	*	*	*	*	*	*	*	*	*	*	*	*	*	*	*	*	*	*	*	*	*
06/06/2020	08:00	*	*	*	*	*	*	*	*	*	*	*	*	*	*	*	*	*	*	*	*	*	*	*	*	*	*	*	*	*	*	*	*	*	*	*	*	*	*	*	*	*	*	*	*	*	*
06/06/2020	09:00	*	*	*	*	*	*	*	*	*	*	*	*	*	*	*	*	*	*	*	*	*	*	*	*	*	*	*	*	*	*	*	*	*	*	*	*	*	*	*	*	*	*	*	*	*	*
06/06/2020	10:00	*	*	*	*	*	*	*	*	*	*	*	*	*	*	*	*	*	*	*	*	*	*	*	*	*	*	*	*	*	*	*	*	*	*	*	*	*	*	*	*	*	*	*	*	*	*
06/06/2020	11:00	*	*	*	*	*	*	*	*	*	*	*	*	*	*	*	*	*	*	*	*	*	*	*	*	*	*	*	*	*	*	*	*	*	*	*	*	*	*	*	*	*	*	*	*	*	*
06/06/2020	12:00	*	*	*	*	*	*	*	*	*	*	*	*	*	*	*	*	*	*	*	*	*	*	*	*	*	*	*	*	*	*	*	*	*	*	*	*	*	*	*	*	*	*	*	*	*	*
06/06/2020	13:00	*	*	*	*	*	*	*	*	*	*	*	*	*	*	*	*	*	*	*	*	*	*	*	*	*	*	*	*	*	*	*	*	*	*	*	*	*	*	*	*	*	*	*	*	*	*
06/06/2020	14:00	*	*	*	*	*	*	*	*	*	*	*	*	*	*	*	*	*	*	*	*	*	*	*	*	*	*	*	*	*	*	*	*	*	*	*	*	*	*	*	*	*	*	*	*	*	*
06/06/2020	15:00	*	*	*	*	*	*	*	*	*	*	*	*	*	*	*	*	*	*	*	*	*	*	*	*	*	*	*	*	*	*	*	*	*	*	*	*	*	*	*	*	*	*	*	*	*	*
06/06/2020	16:00	*	*	*	*	*	*	*	*	*	*	*	*	*	*	*	*	*	*	*	*	*	*	*	*	*	*	*	*	*	*	*	*	*	*	*	*	*	*	*	*	*	*	*	*	*	*
06/06/2020	17:00	*	*	*	*	*	*	*	*	*	*	*	*	*	*	*	*	*	*	*	*	*	*	*	*	*	*	*	*	*	*	*	*	*	*	*	*	*	*	*	*	*	*	*	*	*	*
06/06/2020	18:00	*	*	*	*	*	*	*	*	*	*	*	*	*	*	*	*	*	*	*	*	*	*	*	*	*	*	*	*	*	*	*	*	*	*	*	*	*	*	*	*	*	*	*	*	*	*
06/06/2020	19:00	*	*	*	*	*	*	*	*	*	*	*	*	*	*	*	*	*	*	*	*	*	*	*	*	*	*	*	*	*	*	*	*	*	*	*	*	*	*	*	*	*	*	*	*	*	*
06/06/2020	20:00	*	*	*	*	*	*	*	*	*	*	*	*	*	*	*	*	*	*	*	*	*	*	*	*	*	*	*	*	*	*	*	*	*	*	*	*	*	*	*	*	*	*	*	*	*	*
06/06/2020	21:00	*	*	*	*	*	*	*	*	*	*	*	*	*	*	*	*	*	*	*	*	*	*	*	*	*	*	*	*	*	*	*	*	*	*	*	*	*	*	*	*	*	*	*	*	*	*
06/06/2020	22:00	*	*	*	*	*	*	*	*	*	*	*	*	*	*	*	*	*	*	*	*	*	*	*	*	*	*	*	*	*	*	*	*	*	*	*	*	*	*	*	*	*	*	*	*	*	*
06/06/2020	23:00	*	*	*	*	*	*	*	*	*	*	*	*	*	*	*	*	*	*	*	*	*	*	*	*	*	*	*	*	*	*	*	*	*	*	*	*	*	*	*	*	*	*	*	*	*	*
24 Hr Summary		0	0	0	0	0	0	0	0	0	0	0	0	0	0	0	0	0	0	0	0	0	0	0	0	0	0	0	0	0	0	0	0	0	0	0	0	0	0	0	0	*	*	*	*	*

Incoming Histogram
Alton Rd Facing Alton

from Sun-Mar-15-2020-05-00-AM to Sun-Aug-16-2020-02-59-PM

Date	Starting Hr:min	<5	5 to <10	10 to <15	15 to <20	20 to <25	25 to <30	30 to <35	35 to <40	40 to <45	45 to <50	50 to <55	55 to <60	60 to <65	65 to <70	70 to <75	75 to <80	80 to <85	85 to <90	90 to <95	95 to <100	100 to <105	105 to <110	110 to <115	115 to <120	120 to <125	125 to <130	130 to <135	135 to <140	140 to <145	145 to <150	150 to <155	155 to <160	160 to <165	165 to <170	170 to <175	175 to <180	180 to <185	185 to <190	190 to <195	195 to >200	Total Counts	85pct Speed	10MPH Pace	% in pace	# of Speeders	% Speeders
07/06/2020	00:00	*	*	*	*	*	*	*	*	*	*	*	*	*	*	*	*	*	*	*	*	*	*	*	*	*	*	*	*	*	*	*	*	*	*	*	*	*	*	*	*	*	*	*	*	*	*
07/06/2020	01:00	*	*	*	*	*	*	*	*	*	*	*	*	*	*	*	*	*	*	*	*	*	*	*	*	*	*	*	*	*	*	*	*	*	*	*	*	*	*	*	*	*	*	*	*	*	*
07/06/2020	02:00	*	*	*	*	*	*	*	*	*	*	*	*	*	*	*	*	*	*	*	*	*	*	*	*	*	*	*	*	*	*	*	*	*	*	*	*	*	*	*	*	*	*	*	*	*	*
07/06/2020	03:00	*	*	*	*	*	*	*	*	*	*	*	*	*	*	*	*	*	*	*	*	*	*	*	*	*	*	*	*	*	*	*	*	*	*	*	*	*	*	*	*	*	*	*	*	*	*
07/06/2020	04:00	*	*	*	*	*	*	*	*	*	*	*	*	*	*	*	*	*	*	*	*	*	*	*	*	*	*	*	*	*	*	*	*	*	*	*	*	*	*	*	*	*	*	*	*	*	*
07/06/2020	05:00	*	*	*	*	*	*	*	*	*	*	*	*	*	*	*	*	*	*	*	*	*	*	*	*	*	*	*	*	*	*	*	*	*	*	*	*	*	*	*	*	*	*	*	*	*	*
07/06/2020	06:00	*	*	*	*	*	*	*	*	*	*	*	*	*	*	*	*	*	*	*	*	*	*	*	*	*	*	*	*	*	*	*	*	*	*	*	*	*	*	*	*	*	*	*	*	*	*
07/06/2020	07:00	*	*	*	*	*	*	*	*	*	*	*	*	*	*	*	*	*	*	*	*	*	*	*	*	*	*	*	*	*	*	*	*	*	*	*	*	*	*	*	*	*	*	*	*	*	*
07/06/2020	08:00	*	*	*	*	*	*	*	*	*	*	*	*	*	*	*	*	*	*	*	*	*	*	*	*	*	*	*	*	*	*	*	*	*	*	*	*	*	*	*	*	*	*	*	*	*	*
07/06/2020	09:00	*	*	*	*	*	*	*	*	*	*	*	*	*	*	*	*	*	*	*	*	*	*	*	*	*	*	*	*	*	*	*	*	*	*	*	*	*	*	*	*	*	*	*	*	*	*
07/06/2020	10:00	*	*	*	*	*	*	*	*	*	*	*	*	*	*	*	*	*	*	*	*	*	*	*	*	*	*	*	*	*	*	*	*	*	*	*	*	*	*	*	*	*	*	*	*	*	*
07/06/2020	11:00	*	*	*	*	*	*	*	*	*	*	*	*	*	*	*	*	*	*	*	*	*	*	*	*	*	*	*	*	*	*	*	*	*	*	*	*	*	*	*	*	*	*	*	*	*	*
07/06/2020	12:00	*	*	*	*	*	*	*	*	*	*	*	*	*	*	*	*	*	*	*	*	*	*	*	*	*	*	*	*	*	*	*	*	*	*	*	*	*	*	*	*	*	*	*	*	*	*
07/06/2020	13:00	*	*	*	*	*	*	*	*	*	*	*	*	*	*	*	*	*	*	*	*	*	*	*	*	*	*	*	*	*	*	*	*	*	*	*	*	*	*	*	*	*	*	*	*	*	*
07/06/2020	14:00	*	*	*	*	*	*	*	*	*	*	*	*	*	*	*	*	*	*	*	*	*	*	*	*	*	*	*	*	*	*	*	*	*	*	*	*	*	*	*	*	*	*	*	*	*	*
07/06/2020	15:00	*	*	*	*	*	*	*	*	*	*	*	*	*	*	*	*	*	*	*	*	*	*	*	*	*	*	*	*	*	*	*	*	*	*	*	*	*	*	*	*	*	*	*	*	*	*
07/06/2020	16:00	*	*	*	*	*	*	*	*	*	*	*	*	*	*	*	*	*	*	*	*	*	*	*	*	*	*	*	*	*	*	*	*	*	*	*	*	*	*	*	*	*	*	*	*	*	*
07/06/2020	17:00	*	*	*	*	*	*	*	*	*	*	*	*	*	*	*	*	*	*	*	*	*	*	*	*	*	*	*	*	*	*	*	*	*	*	*	*	*	*	*	*	*	*	*	*	*	*
07/06/2020	18:00	*	*	*	*	*	*	*	*	*	*	*	*	*	*	*	*	*	*	*	*	*	*	*	*	*	*	*	*	*	*	*	*	*	*	*	*	*	*	*	*	*	*	*	*	*	*
07/06/2020	19:00	*	*	*	*	*	*	*	*	*	*	*	*	*	*	*	*	*	*	*	*	*	*	*	*	*	*	*	*	*	*	*	*	*	*	*	*	*	*	*	*	*	*	*	*	*	*
07/06/2020	20:00	*	*	*	*	*	*	*	*	*	*	*	*	*	*	*	*	*	*	*	*	*	*	*	*	*	*	*	*	*	*	*	*	*	*	*	*	*	*	*	*	*	*	*	*	*	*
07/06/2020	21:00	*	*	*	*	*	*	*	*	*	*	*	*	*	*	*	*	*	*	*	*	*	*	*	*	*	*	*	*	*	*	*	*	*	*	*	*	*	*	*	*	*	*	*	*	*	*
07/06/2020	22:00	*	*	*	*	*	*	*	*	*	*	*	*	*	*	*	*	*	*	*	*	*	*	*	*	*	*	*	*	*	*	*	*	*	*	*	*	*	*	*	*	*	*	*	*	*	*
07/06/2020	23:00	*	*	*	*	*	*	*	*	*	*	*	*	*	*	*	*	*	*	*	*	*	*	*	*	*	*	*	*	*	*	*	*	*	*	*	*	*	*	*	*	*	*	*	*	*	*
24 Hr Summary		0	0	0	0	0	0	0	0	0	0	0	0	0	0	0	0	0	0	0	0	0	0	0	0	0	0	0	0	0	0	0	0	0	0	0	0	0	0	0	0	0	*	*	*	*

Incoming Histogram
Alton Rd Facing Alton

from Sun-Mar-15-2020-05-00-AM to Sun-Aug-16-2020-02-59-PM

Date	Starting Hr:min	<5	5 to <10	10 to <15	15 to <20	20 to <25	25 to <30	30 to <35	35 to <40	40 to <45	45 to <50	50 to <55	55 to <60	60 to <65	65 to <70	70 to <75	75 to <80	80 to <85	85 to <90	90 to <95	95 to <100	100 to <105	105 to <110	110 to <115	115 to <120	120 to <125	125 to <130	130 to <135	135 to <140	140 to <145	145 to <150	150 to <155	155 to <160	160 to <165	165 to <170	170 to <175	175 to <180	180 to <185	185 to <190	190 to <195	195 to >200	Total Counts	85pct Speed	10MPH Pace	% in pace	# of Speeders	% Speeders
08/06/2020	00:00	*	*	*	*	*	*	*	*	*	*	*	*	*	*	*	*	*	*	*	*	*	*	*	*	*	*	*	*	*	*	*	*	*	*	*	*	*	*	*	*	*	*	*	*	*	*
08/06/2020	01:00	*	*	*	*	*	*	*	*	*	*	*	*	*	*	*	*	*	*	*	*	*	*	*	*	*	*	*	*	*	*	*	*	*	*	*	*	*	*	*	*	*	*	*	*	*	*
08/06/2020	02:00	*	*	*	*	*	*	*	*	*	*	*	*	*	*	*	*	*	*	*	*	*	*	*	*	*	*	*	*	*	*	*	*	*	*	*	*	*	*	*	*	*	*	*	*	*	*
08/06/2020	03:00	*	*	*	*	*	*	*	*	*	*	*	*	*	*	*	*	*	*	*	*	*	*	*	*	*	*	*	*	*	*	*	*	*	*	*	*	*	*	*	*	*	*	*	*	*	*
08/06/2020	04:00	*	*	*	*	*	*	*	*	*	*	*	*	*	*	*	*	*	*	*	*	*	*	*	*	*	*	*	*	*	*	*	*	*	*	*	*	*	*	*	*	*	*	*	*	*	*
08/06/2020	05:00	*	*	*	*	*	*	*	*	*	*	*	*	*	*	*	*	*	*	*	*	*	*	*	*	*	*	*	*	*	*	*	*	*	*	*	*	*	*	*	*	*	*	*	*	*	*
08/06/2020	06:00	*	*	*	*	*	*	*	*	*	*	*	*	*	*	*	*	*	*	*	*	*	*	*	*	*	*	*	*	*	*	*	*	*	*	*	*	*	*	*	*	*	*	*	*	*	*
08/06/2020	07:00	*	*	*	*	*	*	*	*	*	*	*	*	*	*	*	*	*	*	*	*	*	*	*	*	*	*	*	*	*	*	*	*	*	*	*	*	*	*	*	*	*	*	*	*	*	*
08/06/2020	08:00	*	*	*	*	*	*	*	*	*	*	*	*	*	*	*	*	*	*	*	*	*	*	*	*	*	*	*	*	*	*	*	*	*	*	*	*	*	*	*	*	*	*	*	*	*	*
08/06/2020	09:00	*	*	*	*	*	*	*	*	*	*	*	*	*	*	*	*	*	*	*	*	*	*	*	*	*	*	*	*	*	*	*	*	*	*	*	*	*	*	*	*	*	*	*	*	*	*
08/06/2020	10:00	*	*	*	*	*	*	*	*	*	*	*	*	*	*	*	*	*	*	*	*	*	*	*	*	*	*	*	*	*	*	*	*	*	*	*	*	*	*	*	*	*	*	*	*	*	*
08/06/2020	11:00	*	*	*	*	*	*	*	*	*	*	*	*	*	*	*	*	*	*	*	*	*	*	*	*	*	*	*	*	*	*	*	*	*	*	*	*	*	*	*	*	*	*	*	*	*	*
08/06/2020	12:00	*	*	*	*	*	*	*	*	*	*	*	*	*	*	*	*	*	*	*	*	*	*	*	*	*	*	*	*	*	*	*	*	*	*	*	*	*	*	*	*	*	*	*	*	*	*
08/06/2020	13:00	*	*	*	*	*	*	*	*	*	*	*	*	*	*	*	*	*	*	*	*	*	*	*	*	*	*	*	*	*	*	*	*	*	*	*	*	*	*	*	*	*	*	*	*	*	*
08/06/2020	14:00	*	*	*	*	*	*	*	*	*	*	*	*	*	*	*	*	*	*	*	*	*	*	*	*	*	*	*	*	*	*	*	*	*	*	*	*	*	*	*	*	*	*	*	*	*	*
08/06/2020	15:00	*	*	*	*	*	*	*	*	*	*	*	*	*	*	*	*	*	*	*	*	*	*	*	*	*	*	*	*	*	*	*	*	*	*	*	*	*	*	*	*	*	*	*	*	*	*
08/06/2020	16:00	*	*	*	*	*	*	*	*	*	*	*	*	*	*	*	*	*	*	*	*	*	*	*	*	*	*	*	*	*	*	*	*	*	*	*	*	*	*	*	*	*	*	*	*	*	*
08/06/2020	17:00	*	*	*	*	*	*	*	*	*	*	*	*	*	*	*	*	*	*	*	*	*	*	*	*	*	*	*	*	*	*	*	*	*	*	*	*	*	*	*	*	*	*	*	*	*	*
08/06/2020	18:00	*	*	*	*	*	*	*	*	*	*	*	*	*	*	*	*	*	*	*	*	*	*	*	*	*	*	*	*	*	*	*	*	*	*	*	*	*	*	*	*	*	*	*	*	*	*
08/06/2020	19:00	*	*	*	*	*	*	*	*	*	*	*	*	*	*	*	*	*	*	*	*	*	*	*	*	*	*	*	*	*	*	*	*	*	*	*	*	*	*	*	*	*	*	*	*	*	*
08/06/2020	20:00	*	*	*	*	*	*	*	*	*	*	*	*	*	*	*	*	*	*	*	*	*	*	*	*	*	*	*	*	*	*	*	*	*	*	*	*	*	*	*	*	*	*	*	*	*	*
08/06/2020	21:00	*	*	*	*	*	*	*	*	*	*	*	*	*	*	*	*	*	*	*	*	*	*	*	*	*	*	*	*	*	*	*	*	*	*	*	*	*	*	*	*	*	*	*	*	*	*
08/06/2020	22:00	*	*	*	*	*	*	*	*	*	*	*	*	*	*	*	*	*	*	*	*	*	*	*	*	*	*	*	*	*	*	*	*	*	*	*	*	*	*	*	*	*	*	*	*	*	*
08/06/2020	23:00	*	*	*	*	*	*	*	*	*	*	*	*	*	*	*	*	*	*	*	*	*	*	*	*	*	*	*	*	*	*	*	*	*	*	*	*	*	*	*	*	*	*	*	*	*	*
24 Hr Summary		0	0	0	0	0	0	0	0	0	0	0	0	0	0	0	0	0	0	0	0	0	0	0	0	0	0	0	0	0	0	0	0	0	0	0	0	0	0	0	0	0	*	*	*	*

Incoming Histogram
Alton Rd Facing Alton

from Sun-Mar-15-2020-05-00-AM to Sun-Aug-16-2020-02-59-PM

Date	Starting Hr:min	<5	5 to <10	10 to <15	15 to <20	20 to <25	25 to <30	30 to <35	35 to <40	40 to <45	45 to <50	50 to <55	55 to <60	60 to <65	65 to <70	70 to <75	75 to <80	80 to <85	85 to <90	90 to <95	95 to <100	100 to <105	105 to <110	110 to <115	115 to <120	120 to <125	125 to <130	130 to <135	135 to <140	140 to <145	145 to <150	150 to <155	155 to <160	160 to <165	165 to <170	170 to <175	175 to <180	180 to <185	185 to <190	190 to <195	195 to >200	Total Counts	85pct Speed	10MPH Pace	% in pace	# of Speeders	% Speeders
09/06/2020	00:00	*	*	*	*	*	*	*	*	*	*	*	*	*	*	*	*	*	*	*	*	*	*	*	*	*	*	*	*	*	*	*	*	*	*	*	*	*	*	*	*	*	*	*	*	*	*
09/06/2020	01:00	*	*	*	*	*	*	*	*	*	*	*	*	*	*	*	*	*	*	*	*	*	*	*	*	*	*	*	*	*	*	*	*	*	*	*	*	*	*	*	*	*	*	*	*	*	*
09/06/2020	02:00	*	*	*	*	*	*	*	*	*	*	*	*	*	*	*	*	*	*	*	*	*	*	*	*	*	*	*	*	*	*	*	*	*	*	*	*	*	*	*	*	*	*	*	*	*	*
09/06/2020	03:00	*	*	*	*	*	*	*	*	*	*	*	*	*	*	*	*	*	*	*	*	*	*	*	*	*	*	*	*	*	*	*	*	*	*	*	*	*	*	*	*	*	*	*	*	*	*
09/06/2020	04:00	*	*	*	*	*	*	*	*	*	*	*	*	*	*	*	*	*	*	*	*	*	*	*	*	*	*	*	*	*	*	*	*	*	*	*	*	*	*	*	*	*	*	*	*	*	*
09/06/2020	05:00	*	*	*	*	*	*	*	*	*	*	*	*	*	*	*	*	*	*	*	*	*	*	*	*	*	*	*	*	*	*	*	*	*	*	*	*	*	*	*	*	*	*	*	*	*	*
09/06/2020	06:00	*	*	*	*	*	*	*	*	*	*	*	*	*	*	*	*	*	*	*	*	*	*	*	*	*	*	*	*	*	*	*	*	*	*	*	*	*	*	*	*	*	*	*	*	*	*
09/06/2020	07:00	*	*	*	*	*	*	*	*	*	*	*	*	*	*	*	*	*	*	*	*	*	*	*	*	*	*	*	*	*	*	*	*	*	*	*	*	*	*	*	*	*	*	*	*	*	*
09/06/2020	08:00	*	*	*	*	*	*	*	*	*	*	*	*	*	*	*	*	*	*	*	*	*	*	*	*	*	*	*	*	*	*	*	*	*	*	*	*	*	*	*	*	*	*	*	*	*	*
09/06/2020	09:00	*	*	*	*	*	*	*	*	*	*	*	*	*	*	*	*	*	*	*	*	*	*	*	*	*	*	*	*	*	*	*	*	*	*	*	*	*	*	*	*	*	*	*	*	*	*
09/06/2020	10:00	*	*	*	*	*	*	*	*	*	*	*	*	*	*	*	*	*	*	*	*	*	*	*	*	*	*	*	*	*	*	*	*	*	*	*	*	*	*	*	*	*	*	*	*	*	*
09/06/2020	11:00	*	*	*	*	*	*	*	*	*	*	*	*	*	*	*	*	*	*	*	*	*	*	*	*	*	*	*	*	*	*	*	*	*	*	*	*	*	*	*	*	*	*	*	*	*	*
09/06/2020	12:00	*	*	*	*	*	*	*	*	*	*	*	*	*	*	*	*	*	*	*	*	*	*	*	*	*	*	*	*	*	*	*	*	*	*	*	*	*	*	*	*	*	*	*	*	*	*
09/06/2020	13:00	*	*	*	*	*	*	*	*	*	*	*	*	*	*	*	*	*	*	*	*	*	*	*	*	*	*	*	*	*	*	*	*	*	*	*	*	*	*	*	*	*	*	*	*	*	*
09/06/2020	14:00	*	*	*	*	*	*	*	*	*	*	*	*	*	*	*	*	*	*	*	*	*	*	*	*	*	*	*	*	*	*	*	*	*	*	*	*	*	*	*	*	*	*	*	*	*	*
09/06/2020	15:00	*	*	*	*	*	*	*	*	*	*	*	*	*	*	*	*	*	*	*	*	*	*	*	*	*	*	*	*	*	*	*	*	*	*	*	*	*	*	*	*	*	*	*	*	*	*
09/06/2020	16:00	*	*	*	*	*	*	*	*	*	*	*	*	*	*	*	*	*	*	*	*	*	*	*	*	*	*	*	*	*	*	*	*	*	*	*	*	*	*	*	*	*	*	*	*	*	*
09/06/2020	17:00	*	*	*	*	*	*	*	*	*	*	*	*	*	*	*	*	*	*	*	*	*	*	*	*	*	*	*	*	*	*	*	*	*	*	*	*	*	*	*	*	*	*	*	*	*	*
09/06/2020	18:00	*	*	*	*	*	*	*	*	*	*	*	*	*	*	*	*	*	*	*	*	*	*	*	*	*	*	*	*	*	*	*	*	*	*	*	*	*	*	*	*	*	*	*	*	*	*
09/06/2020	19:00	*	*	*	*	*	*	*	*	*	*	*	*	*	*	*	*	*	*	*	*	*	*	*	*	*	*	*	*	*	*	*	*	*	*	*	*	*	*	*	*	*	*	*	*	*	*
09/06/2020	20:00	*	*	*	*	*	*	*	*	*	*	*	*	*	*	*	*	*	*	*	*	*	*	*	*	*	*	*	*	*	*	*	*	*	*	*	*	*	*	*	*	*	*	*	*	*	*
09/06/2020	21:00	*	*	*	*	*	*	*	*	*	*	*	*	*	*	*	*	*	*	*	*	*	*	*	*	*	*	*	*	*	*	*	*	*	*	*	*	*	*	*	*	*	*	*	*	*	*
09/06/2020	22:00	*	*	*	*	*	*	*	*	*	*	*	*	*	*	*	*	*	*	*	*	*	*	*	*	*	*	*	*	*	*	*	*	*	*	*	*	*	*	*	*	*	*	*	*	*	*
09/06/2020	23:00	*	*	*	*	*	*	*	*	*	*	*	*	*	*	*	*	*	*	*	*	*	*	*	*	*	*	*	*	*	*	*	*	*	*	*	*	*	*	*	*	*	*	*	*	*	*
24 Hr Summary		0	0	0	0	0	0	0	0	0	0	0	0	0	0	0	0	0	0	0	0	0	0	0	0	0	0	0	0	0	0	0	0	0	0	0	0	0	0	0	0	0	*	*	*	*

Incoming Histogram
Alton Rd Facing Alton

from Sun-Mar-15-2020-05-00-AM to Sun-Aug-16-2020-02-59-PM

Date	Starting Hr:min	<5	5 to <10	10 to <15	15 to <20	20 to <25	25 to <30	30 to <35	35 to <40	40 to <45	45 to <50	50 to <55	55 to <60	60 to <65	65 to <70	70 to <75	75 to <80	80 to <85	85 to <90	90 to <95	95 to <100	100 to <105	105 to <110	110 to <115	115 to <120	120 to <125	125 to <130	130 to <135	135 to <140	140 to <145	145 to <150	150 to <155	155 to <160	160 to <165	165 to <170	170 to <175	175 to <180	180 to <185	185 to <190	190 to <195	195 to >200	Total Counts	85pct Speed	10MPH Pace	% in pace	# of Speeders	% Speeders
10/06/2020	00:00	*	*	*	*	*	*	*	*	*	*	*	*	*	*	*	*	*	*	*	*	*	*	*	*	*	*	*	*	*	*	*	*	*	*	*	*	*	*	*	*	*	*	*	*	*	*
10/06/2020	01:00	*	*	*	*	*	*	*	*	*	*	*	*	*	*	*	*	*	*	*	*	*	*	*	*	*	*	*	*	*	*	*	*	*	*	*	*	*	*	*	*	*	*	*	*	*	*
10/06/2020	02:00	*	*	*	*	*	*	*	*	*	*	*	*	*	*	*	*	*	*	*	*	*	*	*	*	*	*	*	*	*	*	*	*	*	*	*	*	*	*	*	*	*	*	*	*	*	*
10/06/2020	03:00	*	*	*	*	*	*	*	*	*	*	*	*	*	*	*	*	*	*	*	*	*	*	*	*	*	*	*	*	*	*	*	*	*	*	*	*	*	*	*	*	*	*	*	*	*	*
10/06/2020	04:00	*	*	*	*	*	*	*	*	*	*	*	*	*	*	*	*	*	*	*	*	*	*	*	*	*	*	*	*	*	*	*	*	*	*	*	*	*	*	*	*	*	*	*	*	*	*
10/06/2020	05:00	*	*	*	*	*	*	*	*	*	*	*	*	*	*	*	*	*	*	*	*	*	*	*	*	*	*	*	*	*	*	*	*	*	*	*	*	*	*	*	*	*	*	*	*	*	*
10/06/2020	06:00	*	*	*	*	*	*	*	*	*	*	*	*	*	*	*	*	*	*	*	*	*	*	*	*	*	*	*	*	*	*	*	*	*	*	*	*	*	*	*	*	*	*	*	*	*	*
10/06/2020	07:00	*	*	*	*	*	*	*	*	*	*	*	*	*	*	*	*	*	*	*	*	*	*	*	*	*	*	*	*	*	*	*	*	*	*	*	*	*	*	*	*	*	*	*	*	*	*
10/06/2020	08:00	*	*	*	*	*	*	*	*	*	*	*	*	*	*	*	*	*	*	*	*	*	*	*	*	*	*	*	*	*	*	*	*	*	*	*	*	*	*	*	*	*	*	*	*	*	*
10/06/2020	09:00	*	*	*	*	*	*	*	*	*	*	*	*	*	*	*	*	*	*	*	*	*	*	*	*	*	*	*	*	*	*	*	*	*	*	*	*	*	*	*	*	*	*	*	*	*	*
10/06/2020	10:00	*	*	*	*	*	*	*	*	*	*	*	*	*	*	*	*	*	*	*	*	*	*	*	*	*	*	*	*	*	*	*	*	*	*	*	*	*	*	*	*	*	*	*	*	*	*
10/06/2020	11:00	*	*	*	*	*	*	*	*	*	*	*	*	*	*	*	*	*	*	*	*	*	*	*	*	*	*	*	*	*	*	*	*	*	*	*	*	*	*	*	*	*	*	*	*	*	*
10/06/2020	12:00	*	*	*	*	*	*	*	*	*	*	*	*	*	*	*	*	*	*	*	*	*	*	*	*	*	*	*	*	*	*	*	*	*	*	*	*	*	*	*	*	*	*	*	*	*	*
10/06/2020	13:00	*	*	*	*	*	*	*	*	*	*	*	*	*	*	*	*	*	*	*	*	*	*	*	*	*	*	*	*	*	*	*	*	*	*	*	*	*	*	*	*	*	*	*	*	*	*
10/06/2020	14:00	*	*	*	*	*	*	*	*	*	*	*	*	*	*	*	*	*	*	*	*	*	*	*	*	*	*	*	*	*	*	*	*	*	*	*	*	*	*	*	*	*	*	*	*	*	*
10/06/2020	15:00	*	*	*	*	*	*	*	*	*	*	*	*	*	*	*	*	*	*	*	*	*	*	*	*	*	*	*	*	*	*	*	*	*	*	*	*	*	*	*	*	*	*	*	*	*	*
10/06/2020	16:00	*	*	*	*	*	*	*	*	*	*	*	*	*	*	*	*	*	*	*	*	*	*	*	*	*	*	*	*	*	*	*	*	*	*	*	*	*	*	*	*	*	*	*	*	*	*
10/06/2020	17:00	*	*	*	*	*	*	*	*	*	*	*	*	*	*	*	*	*	*	*	*	*	*	*	*	*	*	*	*	*	*	*	*	*	*	*	*	*	*	*	*	*	*	*	*	*	*
10/06/2020	18:00	*	*	*	*	*	*	*	*	*	*	*	*	*	*	*	*	*	*	*	*	*	*	*	*	*	*	*	*	*	*	*	*	*	*	*	*	*	*	*	*	*	*	*	*	*	*
10/06/2020	19:00	*	*	*	*	*	*	*	*	*	*	*	*	*	*	*	*	*	*	*	*	*	*	*	*	*	*	*	*	*	*	*	*	*	*	*	*	*	*	*	*	*	*	*	*	*	*
10/06/2020	20:00	*	*	*	*	*	*	*	*	*	*	*	*	*	*	*	*	*	*	*	*	*	*	*	*	*	*	*	*	*	*	*	*	*	*	*	*	*	*	*	*	*	*	*	*	*	*
10/06/2020	21:00	*	*	*	*	*	*	*	*	*	*	*	*	*	*	*	*	*	*	*	*	*	*	*	*	*	*	*	*	*	*	*	*	*	*	*	*	*	*	*	*	*	*	*	*	*	*
10/06/2020	22:00	*	*	*	*	*	*	*	*	*	*	*	*	*	*	*	*	*	*	*	*	*	*	*	*	*	*	*	*	*	*	*	*	*	*	*	*	*	*	*	*	*	*	*	*	*	*
10/06/2020	23:00	*	*	*	*	*	*	*	*	*	*	*	*	*	*	*	*	*	*	*	*	*	*	*	*	*	*	*	*	*	*	*	*	*	*	*	*	*	*	*	*	*	*	*	*	*	*
24 Hr Summary		0	0	0	0	0	0	0	0	0	0	0	0	0	0	0	0	0	0	0	0	0	0	0	0	0	0	0	0	0	0	0	0	0	0	0	0	0	0	0	0	0	*	*	*	*

Incoming Histogram
Alton Rd Facing Alton

from Sun-Mar-15-2020-05-00-AM to Sun-Aug-16-2020-02-59-PM

Date	Starting Hr:min	<5	5 to <10	10 to <15	15 to <20	20 to <25	25 to <30	30 to <35	35 to <40	40 to <45	45 to <50	50 to <55	55 to <60	60 to <65	65 to <70	70 to <75	75 to <80	80 to <85	85 to <90	90 to <95	95 to <100	100 to <105	105 to <110	110 to <115	115 to <120	120 to <125	125 to <130	130 to <135	135 to <140	140 to <145	145 to <150	150 to <155	155 to <160	160 to <165	165 to <170	170 to <175	175 to <180	180 to <185	185 to <190	190 to <195	195 to >200	Total Counts	85pct Speed	10MPH Pace	% in pace	# of Speeders	% Speeders
11/06/2020	00:00	*	*	*	*	*	*	*	*	*	*	*	*	*	*	*	*	*	*	*	*	*	*	*	*	*	*	*	*	*	*	*	*	*	*	*	*	*	*	*	*	*	*	*	*	*	*
11/06/2020	01:00	*	*	*	*	*	*	*	*	*	*	*	*	*	*	*	*	*	*	*	*	*	*	*	*	*	*	*	*	*	*	*	*	*	*	*	*	*	*	*	*	*	*	*	*	*	*
11/06/2020	02:00	*	*	*	*	*	*	*	*	*	*	*	*	*	*	*	*	*	*	*	*	*	*	*	*	*	*	*	*	*	*	*	*	*	*	*	*	*	*	*	*	*	*	*	*	*	*
11/06/2020	03:00	*	*	*	*	*	*	*	*	*	*	*	*	*	*	*	*	*	*	*	*	*	*	*	*	*	*	*	*	*	*	*	*	*	*	*	*	*	*	*	*	*	*	*	*	*	*
11/06/2020	04:00	*	*	*	*	*	*	*	*	*	*	*	*	*	*	*	*	*	*	*	*	*	*	*	*	*	*	*	*	*	*	*	*	*	*	*	*	*	*	*	*	*	*	*	*	*	*
11/06/2020	05:00	*	*	*	*	*	*	*	*	*	*	*	*	*	*	*	*	*	*	*	*	*	*	*	*	*	*	*	*	*	*	*	*	*	*	*	*	*	*	*	*	*	*	*	*	*	*
11/06/2020	06:00	*	*	*	*	*	*	*	*	*	*	*	*	*	*	*	*	*	*	*	*	*	*	*	*	*	*	*	*	*	*	*	*	*	*	*	*	*	*	*	*	*	*	*	*	*	*
11/06/2020	07:00	*	*	*	*	*	*	*	*	*	*	*	*	*	*	*	*	*	*	*	*	*	*	*	*	*	*	*	*	*	*	*	*	*	*	*	*	*	*	*	*	*	*	*	*	*	*
11/06/2020	08:00	*	*	*	*	*	*	*	*	*	*	*	*	*	*	*	*	*	*	*	*	*	*	*	*	*	*	*	*	*	*	*	*	*	*	*	*	*	*	*	*	*	*	*	*	*	*
11/06/2020	09:00	*	*	*	*	*	*	*	*	*	*	*	*	*	*	*	*	*	*	*	*	*	*	*	*	*	*	*	*	*	*	*	*	*	*	*	*	*	*	*	*	*	*	*	*	*	*
11/06/2020	10:00	*	*	*	*	*	*	*	*	*	*	*	*	*	*	*	*	*	*	*	*	*	*	*	*	*	*	*	*	*	*	*	*	*	*	*	*	*	*	*	*	*	*	*	*	*	*
11/06/2020	11:00	*	*	*	*	*	*	*	*	*	*	*	*	*	*	*	*	*	*	*	*	*	*	*	*	*	*	*	*	*	*	*	*	*	*	*	*	*	*	*	*	*	*	*	*	*	*
11/06/2020	12:00	*	*	*	*	*	*	*	*	*	*	*	*	*	*	*	*	*	*	*	*	*	*	*	*	*	*	*	*	*	*	*	*	*	*	*	*	*	*	*	*	*	*	*	*	*	*
11/06/2020	13:00	*	*	*	*	*	*	*	*	*	*	*	*	*	*	*	*	*	*	*	*	*	*	*	*	*	*	*	*	*	*	*	*	*	*	*	*	*	*	*	*	*	*	*	*	*	*
11/06/2020	14:00	*	*	*	*	*	*	*	*	*	*	*	*	*	*	*	*	*	*	*	*	*	*	*	*	*	*	*	*	*	*	*	*	*	*	*	*	*	*	*	*	*	*	*	*	*	*
11/06/2020	15:00	*	*	*	*	*	*	*	*	*	*	*	*	*	*	*	*	*	*	*	*	*	*	*	*	*	*	*	*	*	*	*	*	*	*	*	*	*	*	*	*	*	*	*	*	*	*
11/06/2020	16:00	*	*	*	*	*	*	*	*	*	*	*	*	*	*	*	*	*	*	*	*	*	*	*	*	*	*	*	*	*	*	*	*	*	*	*	*	*	*	*	*	*	*	*	*	*	*
11/06/2020	17:00	*	*	*	*	*	*	*	*	*	*	*	*	*	*	*	*	*	*	*	*	*	*	*	*	*	*	*	*	*	*	*	*	*	*	*	*	*	*	*	*	*	*	*	*	*	*
11/06/2020	18:00	*	*	*	*	*	*	*	*	*	*	*	*	*	*	*	*	*	*	*	*	*	*	*	*	*	*	*	*	*	*	*	*	*	*	*	*	*	*	*	*	*	*	*	*	*	*
11/06/2020	19:00	*	*	*	*	*	*	*	*	*	*	*	*	*	*	*	*	*	*	*	*	*	*	*	*	*	*	*	*	*	*	*	*	*	*	*	*	*	*	*	*	*	*	*	*	*	*
11/06/2020	20:00	*	*	*	*	*	*	*	*	*	*	*	*	*	*	*	*	*	*	*	*	*	*	*	*	*	*	*	*	*	*	*	*	*	*	*	*	*	*	*	*	*	*	*	*	*	*
11/06/2020	21:00	*	*	*	*	*	*	*	*	*	*	*	*	*	*	*	*	*	*	*	*	*	*	*	*	*	*	*	*	*	*	*	*	*	*	*	*	*	*	*	*	*	*	*	*	*	*
11/06/2020	22:00	*	*	*	*	*	*	*	*	*	*	*	*	*	*	*	*	*	*	*	*	*	*	*	*	*	*	*	*	*	*	*	*	*	*	*	*	*	*	*	*	*	*	*	*	*	*
11/06/2020	23:00	*	*	*	*	*	*	*	*	*	*	*	*	*	*	*	*	*	*	*	*	*	*	*	*	*	*	*	*	*	*	*	*	*	*	*	*	*	*	*	*	*	*	*	*	*	*
24 Hr Summary		0	0	0	0	0	0	0	0	0	0	0	0	0	0	0	0	0	0	0	0	0	0	0	0	0	0	0	0	0	0	0	0	0	0	0	0	0	0	0	0	0	*	*	*	*

Incoming Histogram
Alton Rd Facing Alton

from Sun-Mar-15-2020-05-00-AM to Sun-Aug-16-2020-02-59-PM

Date	Starting Hr:min	<5	5 to <10	10 to <15	15 to <20	20 to <25	25 to <30	30 to <35	35 to <40	40 to <45	45 to <50	50 to <55	55 to <60	60 to <65	65 to <70	70 to <75	75 to <80	80 to <85	85 to <90	90 to <95	95 to <100	100 to <105	105 to <110	110 to <115	115 to <120	120 to <125	125 to <130	130 to <135	135 to <140	140 to <145	145 to <150	150 to <155	155 to <160	160 to <165	165 to <170	170 to <175	175 to <180	180 to <185	185 to <190	190 to <195	195 to >200	Total Counts	85pct Speed	10MPH Pace	% in pace	# of Speeders	% Speeders
12/06/2020	00:00	*	*	*	*	*	*	*	*	*	*	*	*	*	*	*	*	*	*	*	*	*	*	*	*	*	*	*	*	*	*	*	*	*	*	*	*	*	*	*	*	*	*	*	*	*	*
12/06/2020	01:00	*	*	*	*	*	*	*	*	*	*	*	*	*	*	*	*	*	*	*	*	*	*	*	*	*	*	*	*	*	*	*	*	*	*	*	*	*	*	*	*	*	*	*	*	*	*
12/06/2020	02:00	*	*	*	*	*	*	*	*	*	*	*	*	*	*	*	*	*	*	*	*	*	*	*	*	*	*	*	*	*	*	*	*	*	*	*	*	*	*	*	*	*	*	*	*	*	*
12/06/2020	03:00	*	*	*	*	*	*	*	*	*	*	*	*	*	*	*	*	*	*	*	*	*	*	*	*	*	*	*	*	*	*	*	*	*	*	*	*	*	*	*	*	*	*	*	*	*	*
12/06/2020	04:00	*	*	*	*	*	*	*	*	*	*	*	*	*	*	*	*	*	*	*	*	*	*	*	*	*	*	*	*	*	*	*	*	*	*	*	*	*	*	*	*	*	*	*	*	*	*
12/06/2020	05:00	*	*	*	*	*	*	*	*	*	*	*	*	*	*	*	*	*	*	*	*	*	*	*	*	*	*	*	*	*	*	*	*	*	*	*	*	*	*	*	*	*	*	*	*	*	*
12/06/2020	06:00	*	*	*	*	*	*	*	*	*	*	*	*	*	*	*	*	*	*	*	*	*	*	*	*	*	*	*	*	*	*	*	*	*	*	*	*	*	*	*	*	*	*	*	*	*	*
12/06/2020	07:00	*	*	*	*	*	*	*	*	*	*	*	*	*	*	*	*	*	*	*	*	*	*	*	*	*	*	*	*	*	*	*	*	*	*	*	*	*	*	*	*	*	*	*	*	*	*
12/06/2020	08:00	*	*	*	*	*	*	*	*	*	*	*	*	*	*	*	*	*	*	*	*	*	*	*	*	*	*	*	*	*	*	*	*	*	*	*	*	*	*	*	*	*	*	*	*	*	*
12/06/2020	09:00	*	*	*	*	*	*	*	*	*	*	*	*	*	*	*	*	*	*	*	*	*	*	*	*	*	*	*	*	*	*	*	*	*	*	*	*	*	*	*	*	*	*	*	*	*	*
12/06/2020	10:00	*	*	*	*	*	*	*	*	*	*	*	*	*	*	*	*	*	*	*	*	*	*	*	*	*	*	*	*	*	*	*	*	*	*	*	*	*	*	*	*	*	*	*	*	*	*
12/06/2020	11:00	*	*	*	*	*	*	*	*	*	*	*	*	*	*	*	*	*	*	*	*	*	*	*	*	*	*	*	*	*	*	*	*	*	*	*	*	*	*	*	*	*	*	*	*	*	*
12/06/2020	12:00	*	*	*	*	*	*	*	*	*	*	*	*	*	*	*	*	*	*	*	*	*	*	*	*	*	*	*	*	*	*	*	*	*	*	*	*	*	*	*	*	*	*	*	*	*	*
12/06/2020	13:00	*	*	*	*	*	*	*	*	*	*	*	*	*	*	*	*	*	*	*	*	*	*	*	*	*	*	*	*	*	*	*	*	*	*	*	*	*	*	*	*	*	*	*	*	*	*
12/06/2020	14:00	*	*	*	*	*	*	*	*	*	*	*	*	*	*	*	*	*	*	*	*	*	*	*	*	*	*	*	*	*	*	*	*	*	*	*	*	*	*	*	*	*	*	*	*	*	*
12/06/2020	15:00	*	*	*	*	*	*	*	*	*	*	*	*	*	*	*	*	*	*	*	*	*	*	*	*	*	*	*	*	*	*	*	*	*	*	*	*	*	*	*	*	*	*	*	*	*	*
12/06/2020	16:00	*	*	*	*	*	*	*	*	*	*	*	*	*	*	*	*	*	*	*	*	*	*	*	*	*	*	*	*	*	*	*	*	*	*	*	*	*	*	*	*	*	*	*	*	*	*
12/06/2020	17:00	*	*	*	*	*	*	*	*	*	*	*	*	*	*	*	*	*	*	*	*	*	*	*	*	*	*	*	*	*	*	*	*	*	*	*	*	*	*	*	*	*	*	*	*	*	*
12/06/2020	18:00	*	*	*	*	*	*	*	*	*	*	*	*	*	*	*	*	*	*	*	*	*	*	*	*	*	*	*	*	*	*	*	*	*	*	*	*	*	*	*	*	*	*	*	*	*	*
12/06/2020	19:00	*	*	*	*	*	*	*	*	*	*	*	*	*	*	*	*	*	*	*	*	*	*	*	*	*	*	*	*	*	*	*	*	*	*	*	*	*	*	*	*	*	*	*	*	*	*
12/06/2020	20:00	*	*	*	*	*	*	*	*	*	*	*	*	*	*	*	*	*	*	*	*	*	*	*	*	*	*	*	*	*	*	*	*	*	*	*	*	*	*	*	*	*	*	*	*	*	*
12/06/2020	21:00	*	*	*	*	*	*	*	*	*	*	*	*	*	*	*	*	*	*	*	*	*	*	*	*	*	*	*	*	*	*	*	*	*	*	*	*	*	*	*	*	*	*	*	*	*	*
12/06/2020	22:00	*	*	*	*	*	*	*	*	*	*	*	*	*	*	*	*	*	*	*	*	*	*	*	*	*	*	*	*	*	*	*	*	*	*	*	*	*	*	*	*	*	*	*	*	*	*
12/06/2020	23:00	*	*	*	*	*	*	*	*	*	*	*	*	*	*	*	*	*	*	*	*	*	*	*	*	*	*	*	*	*	*	*	*	*	*	*	*	*	*	*	*	*	*	*	*	*	*
24 Hr Summary		0	0	0	0	0	0	0	0	0	0	0	0	0	0	0	0	0	0	0	0	0	0	0	0	0	0	0	0	0	0	0	0	0	0	0	0	0	0	0	0	0	*	*	*	*

Incoming Histogram
Alton Rd Facing Alton

from Sun-Mar-15-2020-05-00-AM to Sun-Aug-16-2020-02-59-PM

Date	Starting Hr:min	<5	5 to <10	10 to <15	15 to <20	20 to <25	25 to <30	30 to <35	35 to <40	40 to <45	45 to <50	50 to <55	55 to <60	60 to <65	65 to <70	70 to <75	75 to <80	80 to <85	85 to <90	90 to <95	95 to <100	100 to <105	105 to <110	110 to <115	115 to <120	120 to <125	125 to <130	130 to <135	135 to <140	140 to <145	145 to <150	150 to <155	155 to <160	160 to <165	165 to <170	170 to <175	175 to <180	180 to <185	185 to <190	190 to <195	195 to >200	Total Counts	85pct Speed	10MPH Pace	% in pace	# of Speeders	% Speeders
13/06/2020	00:00	*	*	*	*	*	*	*	*	*	*	*	*	*	*	*	*	*	*	*	*	*	*	*	*	*	*	*	*	*	*	*	*	*	*	*	*	*	*	*	*	*	*	*	*	*	*
13/06/2020	01:00	*	*	*	*	*	*	*	*	*	*	*	*	*	*	*	*	*	*	*	*	*	*	*	*	*	*	*	*	*	*	*	*	*	*	*	*	*	*	*	*	*	*	*	*	*	*
13/06/2020	02:00	*	*	*	*	*	*	*	*	*	*	*	*	*	*	*	*	*	*	*	*	*	*	*	*	*	*	*	*	*	*	*	*	*	*	*	*	*	*	*	*	*	*	*	*	*	*
13/06/2020	03:00	*	*	*	*	*	*	*	*	*	*	*	*	*	*	*	*	*	*	*	*	*	*	*	*	*	*	*	*	*	*	*	*	*	*	*	*	*	*	*	*	*	*	*	*	*	*
13/06/2020	04:00	*	*	*	*	*	*	*	*	*	*	*	*	*	*	*	*	*	*	*	*	*	*	*	*	*	*	*	*	*	*	*	*	*	*	*	*	*	*	*	*	*	*	*	*	*	*
13/06/2020	05:00	*	*	*	*	*	*	*	*	*	*	*	*	*	*	*	*	*	*	*	*	*	*	*	*	*	*	*	*	*	*	*	*	*	*	*	*	*	*	*	*	*	*	*	*	*	*
13/06/2020	06:00	*	*	*	*	*	*	*	*	*	*	*	*	*	*	*	*	*	*	*	*	*	*	*	*	*	*	*	*	*	*	*	*	*	*	*	*	*	*	*	*	*	*	*	*	*	*
13/06/2020	07:00	*	*	*	*	*	*	*	*	*	*	*	*	*	*	*	*	*	*	*	*	*	*	*	*	*	*	*	*	*	*	*	*	*	*	*	*	*	*	*	*	*	*	*	*	*	*
13/06/2020	08:00	*	*	*	*	*	*	*	*	*	*	*	*	*	*	*	*	*	*	*	*	*	*	*	*	*	*	*	*	*	*	*	*	*	*	*	*	*	*	*	*	*	*	*	*	*	*
13/06/2020	09:00	*	*	*	*	*	*	*	*	*	*	*	*	*	*	*	*	*	*	*	*	*	*	*	*	*	*	*	*	*	*	*	*	*	*	*	*	*	*	*	*	*	*	*	*	*	*
13/06/2020	10:00	*	*	*	*	*	*	*	*	*	*	*	*	*	*	*	*	*	*	*	*	*	*	*	*	*	*	*	*	*	*	*	*	*	*	*	*	*	*	*	*	*	*	*	*	*	*
13/06/2020	11:00	*	*	*	*	*	*	*	*	*	*	*	*	*	*	*	*	*	*	*	*	*	*	*	*	*	*	*	*	*	*	*	*	*	*	*	*	*	*	*	*	*	*	*	*	*	*
13/06/2020	12:00	*	*	*	*	*	*	*	*	*	*	*	*	*	*	*	*	*	*	*	*	*	*	*	*	*	*	*	*	*	*	*	*	*	*	*	*	*	*	*	*	*	*	*	*	*	*
13/06/2020	13:00	*	*	*	*	*	*	*	*	*	*	*	*	*	*	*	*	*	*	*	*	*	*	*	*	*	*	*	*	*	*	*	*	*	*	*	*	*	*	*	*	*	*	*	*	*	*
13/06/2020	14:00	*	*	*	*	*	*	*	*	*	*	*	*	*	*	*	*	*	*	*	*	*	*	*	*	*	*	*	*	*	*	*	*	*	*	*	*	*	*	*	*	*	*	*	*	*	*
13/06/2020	15:00	*	*	*	*	*	*	*	*	*	*	*	*	*	*	*	*	*	*	*	*	*	*	*	*	*	*	*	*	*	*	*	*	*	*	*	*	*	*	*	*	*	*	*	*	*	*
13/06/2020	16:00	*	*	*	*	*	*	*	*	*	*	*	*	*	*	*	*	*	*	*	*	*	*	*	*	*	*	*	*	*	*	*	*	*	*	*	*	*	*	*	*	*	*	*	*	*	*
13/06/2020	17:00	*	*	*	*	*	*	*	*	*	*	*	*	*	*	*	*	*	*	*	*	*	*	*	*	*	*	*	*	*	*	*	*	*	*	*	*	*	*	*	*	*	*	*	*	*	*
13/06/2020	18:00	*	*	*	*	*	*	*	*	*	*	*	*	*	*	*	*	*	*	*	*	*	*	*	*	*	*	*	*	*	*	*	*	*	*	*	*	*	*	*	*	*	*	*	*	*	*
13/06/2020	19:00	*	*	*	*	*	*	*	*	*	*	*	*	*	*	*	*	*	*	*	*	*	*	*	*	*	*	*	*	*	*	*	*	*	*	*	*	*	*	*	*	*	*	*	*	*	*
13/06/2020	20:00	*	*	*	*	*	*	*	*	*	*	*	*	*	*	*	*	*	*	*	*	*	*	*	*	*	*	*	*	*	*	*	*	*	*	*	*	*	*	*	*	*	*	*	*	*	*
13/06/2020	21:00	*	*	*	*	*	*	*	*	*	*	*	*	*	*	*	*	*	*	*	*	*	*	*	*	*	*	*	*	*	*	*	*	*	*	*	*	*	*	*	*	*	*	*	*	*	*
13/06/2020	22:00	*	*	*	*	*	*	*	*	*	*	*	*	*	*	*	*	*	*	*	*	*	*	*	*	*	*	*	*	*	*	*	*	*	*	*	*	*	*	*	*	*	*	*	*	*	*
13/06/2020	23:00	*	*	*	*	*	*	*	*	*	*	*	*	*	*	*	*	*	*	*	*	*	*	*	*	*	*	*	*	*	*	*	*	*	*	*	*	*	*	*	*	*	*	*	*	*	*
24 Hr Summary		0	0	0	0	0	0	0	0	0	0	0	0	0	0	0	0	0	0	0	0	0	0	0	0	0	0	0	0	0	0	0	0	0	0	0	0	0	0	0	0	0	*	*	*	*

Incoming Histogram
Alton Rd Facing Alton

from Sun-Mar-15-2020-05-00-AM to Sun-Aug-16-2020-02-59-PM

Date	Starting Hr:min	<5	5 to <10	10 to <15	15 to <20	20 to <25	25 to <30	30 to <35	35 to <40	40 to <45	45 to <50	50 to <55	55 to <60	60 to <65	65 to <70	70 to <75	75 to <80	80 to <85	85 to <90	90 to <95	95 to <100	100 to <105	105 to <110	110 to <115	115 to <120	120 to <125	125 to <130	130 to <135	135 to <140	140 to <145	145 to <150	150 to <155	155 to <160	160 to <165	165 to <170	170 to <175	175 to <180	180 to <185	185 to <190	190 to <195	195 to >200	Total Counts	85pct Speed	10MPH Pace	% in pace	# of Speeders	% Speeders
14/06/2020	00:00	*	*	*	*	*	*	*	*	*	*	*	*	*	*	*	*	*	*	*	*	*	*	*	*	*	*	*	*	*	*	*	*	*	*	*	*	*	*	*	*	*	*	*	*	*	*
14/06/2020	01:00	*	*	*	*	*	*	*	*	*	*	*	*	*	*	*	*	*	*	*	*	*	*	*	*	*	*	*	*	*	*	*	*	*	*	*	*	*	*	*	*	*	*	*	*	*	*
14/06/2020	02:00	*	*	*	*	*	*	*	*	*	*	*	*	*	*	*	*	*	*	*	*	*	*	*	*	*	*	*	*	*	*	*	*	*	*	*	*	*	*	*	*	*	*	*	*	*	*
14/06/2020	03:00	*	*	*	*	*	*	*	*	*	*	*	*	*	*	*	*	*	*	*	*	*	*	*	*	*	*	*	*	*	*	*	*	*	*	*	*	*	*	*	*	*	*	*	*	*	*
14/06/2020	04:00	*	*	*	*	*	*	*	*	*	*	*	*	*	*	*	*	*	*	*	*	*	*	*	*	*	*	*	*	*	*	*	*	*	*	*	*	*	*	*	*	*	*	*	*	*	*
14/06/2020	05:00	*	*	*	*	*	*	*	*	*	*	*	*	*	*	*	*	*	*	*	*	*	*	*	*	*	*	*	*	*	*	*	*	*	*	*	*	*	*	*	*	*	*	*	*	*	*
14/06/2020	06:00	*	*	*	*	*	*	*	*	*	*	*	*	*	*	*	*	*	*	*	*	*	*	*	*	*	*	*	*	*	*	*	*	*	*	*	*	*	*	*	*	*	*	*	*	*	*
14/06/2020	07:00	*	*	*	*	*	*	*	*	*	*	*	*	*	*	*	*	*	*	*	*	*	*	*	*	*	*	*	*	*	*	*	*	*	*	*	*	*	*	*	*	*	*	*	*	*	*
14/06/2020	08:00	*	*	*	*	*	*	*	*	*	*	*	*	*	*	*	*	*	*	*	*	*	*	*	*	*	*	*	*	*	*	*	*	*	*	*	*	*	*	*	*	*	*	*	*	*	*
14/06/2020	09:00	*	*	*	*	*	*	*	*	*	*	*	*	*	*	*	*	*	*	*	*	*	*	*	*	*	*	*	*	*	*	*	*	*	*	*	*	*	*	*	*	*	*	*	*	*	*
14/06/2020	10:00	*	*	*	*	*	*	*	*	*	*	*	*	*	*	*	*	*	*	*	*	*	*	*	*	*	*	*	*	*	*	*	*	*	*	*	*	*	*	*	*	*	*	*	*	*	*
14/06/2020	11:00	*	*	*	*	*	*	*	*	*	*	*	*	*	*	*	*	*	*	*	*	*	*	*	*	*	*	*	*	*	*	*	*	*	*	*	*	*	*	*	*	*	*	*	*	*	*
14/06/2020	12:00	*	*	*	*	*	*	*	*	*	*	*	*	*	*	*	*	*	*	*	*	*	*	*	*	*	*	*	*	*	*	*	*	*	*	*	*	*	*	*	*	*	*	*	*	*	*
14/06/2020	13:00	*	*	*	*	*	*	*	*	*	*	*	*	*	*	*	*	*	*	*	*	*	*	*	*	*	*	*	*	*	*	*	*	*	*	*	*	*	*	*	*	*	*	*	*	*	*
14/06/2020	14:00	*	*	*	*	*	*	*	*	*	*	*	*	*	*	*	*	*	*	*	*	*	*	*	*	*	*	*	*	*	*	*	*	*	*	*	*	*	*	*	*	*	*	*	*	*	*
14/06/2020	15:00	*	*	*	*	*	*	*	*	*	*	*	*	*	*	*	*	*	*	*	*	*	*	*	*	*	*	*	*	*	*	*	*	*	*	*	*	*	*	*	*	*	*	*	*	*	*
14/06/2020	16:00	*	*	*	*	*	*	*	*	*	*	*	*	*	*	*	*	*	*	*	*	*	*	*	*	*	*	*	*	*	*	*	*	*	*	*	*	*	*	*	*	*	*	*	*	*	*
14/06/2020	17:00	*	*	*	*	*	*	*	*	*	*	*	*	*	*	*	*	*	*	*	*	*	*	*	*	*	*	*	*	*	*	*	*	*	*	*	*	*	*	*	*	*	*	*	*	*	*
14/06/2020	18:00	*	*	*	*	*	*	*	*	*	*	*	*	*	*	*	*	*	*	*	*	*	*	*	*	*	*	*	*	*	*	*	*	*	*	*	*	*	*	*	*	*	*	*	*	*	*
14/06/2020	19:00	*	*	*	*	*	*	*	*	*	*	*	*	*	*	*	*	*	*	*	*	*	*	*	*	*	*	*	*	*	*	*	*	*	*	*	*	*	*	*	*	*	*	*	*	*	*
14/06/2020	20:00	*	*	*	*	*	*	*	*	*	*	*	*	*	*	*	*	*	*	*	*	*	*	*	*	*	*	*	*	*	*	*	*	*	*	*	*	*	*	*	*	*	*	*	*	*	*
14/06/2020	21:00	*	*	*	*	*	*	*	*	*	*	*	*	*	*	*	*	*	*	*	*	*	*	*	*	*	*	*	*	*	*	*	*	*	*	*	*	*	*	*	*	*	*	*	*	*	*
14/06/2020	22:00	*	*	*	*	*	*	*	*	*	*	*	*	*	*	*	*	*	*	*	*	*	*	*	*	*	*	*	*	*	*	*	*	*	*	*	*	*	*	*	*	*	*	*	*	*	*
14/06/2020	23:00	*	*	*	*	*	*	*	*	*	*	*	*	*	*	*	*	*	*	*	*	*	*	*	*	*	*	*	*	*	*	*	*	*	*	*	*	*	*	*	*	*	*	*	*	*	*
24 Hr Summary		0	0	0	0	0	0	0	0	0	0	0	0	0	0	0	0	0	0	0	0	0	0	0	0	0	0	0	0	0	0	0	0	0	0	0	0	0	0	0	0	0	*	*	*	*

Incoming Histogram
Alton Rd Facing Alton

from Sun-Mar-15-2020-05-00-AM to Sun-Aug-16-2020-02-59-PM

Date	Starting Hr:min	<5	5 to <10	10 to <15	15 to <20	20 to <25	25 to <30	30 to <35	35 to <40	40 to <45	45 to <50	50 to <55	55 to <60	60 to <65	65 to <70	70 to <75	75 to <80	80 to <85	85 to <90	90 to <95	95 to <100	100 to <105	105 to <110	110 to <115	115 to <120	120 to <125	125 to <130	130 to <135	135 to <140	140 to <145	145 to <150	150 to <155	155 to <160	160 to <165	165 to <170	170 to <175	175 to <180	180 to <185	185 to <190	190 to <195	195 to >200	Total Counts	85pct Speed	10MPH Pace	% in pace	# of Speeders	% Speeders
15/06/2020	00:00	*	*	*	*	*	*	*	*	*	*	*	*	*	*	*	*	*	*	*	*	*	*	*	*	*	*	*	*	*	*	*	*	*	*	*	*	*	*	*	*	*	*	*	*	*	*
15/06/2020	01:00	*	*	*	*	*	*	*	*	*	*	*	*	*	*	*	*	*	*	*	*	*	*	*	*	*	*	*	*	*	*	*	*	*	*	*	*	*	*	*	*	*	*	*	*	*	*
15/06/2020	02:00	*	*	*	*	*	*	*	*	*	*	*	*	*	*	*	*	*	*	*	*	*	*	*	*	*	*	*	*	*	*	*	*	*	*	*	*	*	*	*	*	*	*	*	*	*	*
15/06/2020	03:00	*	*	*	*	*	*	*	*	*	*	*	*	*	*	*	*	*	*	*	*	*	*	*	*	*	*	*	*	*	*	*	*	*	*	*	*	*	*	*	*	*	*	*	*	*	*
15/06/2020	04:00	*	*	*	*	*	*	*	*	*	*	*	*	*	*	*	*	*	*	*	*	*	*	*	*	*	*	*	*	*	*	*	*	*	*	*	*	*	*	*	*	*	*	*	*	*	*
15/06/2020	05:00	*	*	*	*	*	*	*	*	*	*	*	*	*	*	*	*	*	*	*	*	*	*	*	*	*	*	*	*	*	*	*	*	*	*	*	*	*	*	*	*	*	*	*	*	*	*
15/06/2020	06:00	*	*	*	*	*	*	*	*	*	*	*	*	*	*	*	*	*	*	*	*	*	*	*	*	*	*	*	*	*	*	*	*	*	*	*	*	*	*	*	*	*	*	*	*	*	*
15/06/2020	07:00	*	*	*	*	*	*	*	*	*	*	*	*	*	*	*	*	*	*	*	*	*	*	*	*	*	*	*	*	*	*	*	*	*	*	*	*	*	*	*	*	*	*	*	*	*	*
15/06/2020	08:00	*	*	*	*	*	*	*	*	*	*	*	*	*	*	*	*	*	*	*	*	*	*	*	*	*	*	*	*	*	*	*	*	*	*	*	*	*	*	*	*	*	*	*	*	*	*
15/06/2020	09:00	*	*	*	*	*	*	*	*	*	*	*	*	*	*	*	*	*	*	*	*	*	*	*	*	*	*	*	*	*	*	*	*	*	*	*	*	*	*	*	*	*	*	*	*	*	*
15/06/2020	10:00	*	*	*	*	*	*	*	*	*	*	*	*	*	*	*	*	*	*	*	*	*	*	*	*	*	*	*	*	*	*	*	*	*	*	*	*	*	*	*	*	*	*	*	*	*	*
15/06/2020	11:00	*	*	*	*	*	*	*	*	*	*	*	*	*	*	*	*	*	*	*	*	*	*	*	*	*	*	*	*	*	*	*	*	*	*	*	*	*	*	*	*	*	*	*	*	*	*
15/06/2020	12:00	*	*	*	*	*	*	*	*	*	*	*	*	*	*	*	*	*	*	*	*	*	*	*	*	*	*	*	*	*	*	*	*	*	*	*	*	*	*	*	*	*	*	*	*	*	*
15/06/2020	13:00	*	*	*	*	*	*	*	*	*	*	*	*	*	*	*	*	*	*	*	*	*	*	*	*	*	*	*	*	*	*	*	*	*	*	*	*	*	*	*	*	*	*	*	*	*	*
15/06/2020	14:00	*	*	*	*	*	*	*	*	*	*	*	*	*	*	*	*	*	*	*	*	*	*	*	*	*	*	*	*	*	*	*	*	*	*	*	*	*	*	*	*	*	*	*	*	*	*
15/06/2020	15:00	*	*	*	*	*	*	*	*	*	*	*	*	*	*	*	*	*	*	*	*	*	*	*	*	*	*	*	*	*	*	*	*	*	*	*	*	*	*	*	*	*	*	*	*	*	*
15/06/2020	16:00	*	*	*	*	*	*	*	*	*	*	*	*	*	*	*	*	*	*	*	*	*	*	*	*	*	*	*	*	*	*	*	*	*	*	*	*	*	*	*	*	*	*	*	*	*	*
15/06/2020	17:00	*	*	*	*	*	*	*	*	*	*	*	*	*	*	*	*	*	*	*	*	*	*	*	*	*	*	*	*	*	*	*	*	*	*	*	*	*	*	*	*	*	*	*	*	*	*
15/06/2020	18:00	*	*	*	*	*	*	*	*	*	*	*	*	*	*	*	*	*	*	*	*	*	*	*	*	*	*	*	*	*	*	*	*	*	*	*	*	*	*	*	*	*	*	*	*	*	*
15/06/2020	19:00	*	*	*	*	*	*	*	*	*	*	*	*	*	*	*	*	*	*	*	*	*	*	*	*	*	*	*	*	*	*	*	*	*	*	*	*	*	*	*	*	*	*	*	*	*	*
15/06/2020	20:00	*	*	*	*	*	*	*	*	*	*	*	*	*	*	*	*	*	*	*	*	*	*	*	*	*	*	*	*	*	*	*	*	*	*	*	*	*	*	*	*	*	*	*	*	*	*
15/06/2020	21:00	*	*	*	*	*	*	*	*	*	*	*	*	*	*	*	*	*	*	*	*	*	*	*	*	*	*	*	*	*	*	*	*	*	*	*	*	*	*	*	*	*	*	*	*	*	*
15/06/2020	22:00	*	*	*	*	*	*	*	*	*	*	*	*	*	*	*	*	*	*	*	*	*	*	*	*	*	*	*	*	*	*	*	*	*	*	*	*	*	*	*	*	*	*	*	*	*	*
15/06/2020	23:00	*	*	*	*	*	*	*	*	*	*	*	*	*	*	*	*	*	*	*	*	*	*	*	*	*	*	*	*	*	*	*	*	*	*	*	*	*	*	*	*	*	*	*	*	*	*
24 Hr Summary		0	0	0	0	0	0	0	0	0	0	0	0	0	0	0	0	0	0	0	0	0	0	0	0	0	0	0	0	0	0	0	0	0	0	0	0	0	0	0	0	0	*	*	*	*

Incoming Histogram
Alton Rd Facing Alton

from Sun-Mar-15-2020-05-00-AM to Sun-Aug-16-2020-02-59-PM

Date	Starting Hr:min	<5	5 to <10	10 to <15	15 to <20	20 to <25	25 to <30	30 to <35	35 to <40	40 to <45	45 to <50	50 to <55	55 to <60	60 to <65	65 to <70	70 to <75	75 to <80	80 to <85	85 to <90	90 to <95	95 to <100	100 to <105	105 to <110	110 to <115	115 to <120	120 to <125	125 to <130	130 to <135	135 to <140	140 to <145	145 to <150	150 to <155	155 to <160	160 to <165	165 to <170	170 to <175	175 to <180	180 to <185	185 to <190	190 to <195	195 to >200	Total Counts	85pct Speed	10MPH Pace	% in pace	# of Speeders	% Speeders
16/06/2020	00:00	*	*	*	*	*	*	*	*	*	*	*	*	*	*	*	*	*	*	*	*	*	*	*	*	*	*	*	*	*	*	*	*	*	*	*	*	*	*	*	*	*	*	*	*	*	*
16/06/2020	01:00	*	*	*	*	*	*	*	*	*	*	*	*	*	*	*	*	*	*	*	*	*	*	*	*	*	*	*	*	*	*	*	*	*	*	*	*	*	*	*	*	*	*	*	*	*	*
16/06/2020	02:00	*	*	*	*	*	*	*	*	*	*	*	*	*	*	*	*	*	*	*	*	*	*	*	*	*	*	*	*	*	*	*	*	*	*	*	*	*	*	*	*	*	*	*	*	*	*
16/06/2020	03:00	*	*	*	*	*	*	*	*	*	*	*	*	*	*	*	*	*	*	*	*	*	*	*	*	*	*	*	*	*	*	*	*	*	*	*	*	*	*	*	*	*	*	*	*	*	*
16/06/2020	04:00	*	*	*	*	*	*	*	*	*	*	*	*	*	*	*	*	*	*	*	*	*	*	*	*	*	*	*	*	*	*	*	*	*	*	*	*	*	*	*	*	*	*	*	*	*	*
16/06/2020	05:00	*	*	*	*	*	*	*	*	*	*	*	*	*	*	*	*	*	*	*	*	*	*	*	*	*	*	*	*	*	*	*	*	*	*	*	*	*	*	*	*	*	*	*	*	*	*
16/06/2020	06:00	*	*	*	*	*	*	*	*	*	*	*	*	*	*	*	*	*	*	*	*	*	*	*	*	*	*	*	*	*	*	*	*	*	*	*	*	*	*	*	*	*	*	*	*	*	*
16/06/2020	07:00	*	*	*	*	*	*	*	*	*	*	*	*	*	*	*	*	*	*	*	*	*	*	*	*	*	*	*	*	*	*	*	*	*	*	*	*	*	*	*	*	*	*	*	*	*	*
16/06/2020	08:00	*	*	*	*	*	*	*	*	*	*	*	*	*	*	*	*	*	*	*	*	*	*	*	*	*	*	*	*	*	*	*	*	*	*	*	*	*	*	*	*	*	*	*	*	*	*
16/06/2020	09:00	*	*	*	*	*	*	*	*	*	*	*	*	*	*	*	*	*	*	*	*	*	*	*	*	*	*	*	*	*	*	*	*	*	*	*	*	*	*	*	*	*	*	*	*	*	*
16/06/2020	10:00	*	*	*	*	*	*	*	*	*	*	*	*	*	*	*	*	*	*	*	*	*	*	*	*	*	*	*	*	*	*	*	*	*	*	*	*	*	*	*	*	*	*	*	*	*	*
16/06/2020	11:00	*	*	*	*	*	*	*	*	*	*	*	*	*	*	*	*	*	*	*	*	*	*	*	*	*	*	*	*	*	*	*	*	*	*	*	*	*	*	*	*	*	*	*	*	*	*
16/06/2020	12:00	*	*	*	*	*	*	*	*	*	*	*	*	*	*	*	*	*	*	*	*	*	*	*	*	*	*	*	*	*	*	*	*	*	*	*	*	*	*	*	*	*	*	*	*	*	*
16/06/2020	13:00	*	*	*	*	*	*	*	*	*	*	*	*	*	*	*	*	*	*	*	*	*	*	*	*	*	*	*	*	*	*	*	*	*	*	*	*	*	*	*	*	*	*	*	*	*	*
16/06/2020	14:00	*	*	*	*	*	*	*	*	*	*	*	*	*	*	*	*	*	*	*	*	*	*	*	*	*	*	*	*	*	*	*	*	*	*	*	*	*	*	*	*	*	*	*	*	*	*
16/06/2020	15:00	*	*	*	*	*	*	*	*	*	*	*	*	*	*	*	*	*	*	*	*	*	*	*	*	*	*	*	*	*	*	*	*	*	*	*	*	*	*	*	*	*	*	*	*	*	*
16/06/2020	16:00	*	*	*	*	*	*	*	*	*	*	*	*	*	*	*	*	*	*	*	*	*	*	*	*	*	*	*	*	*	*	*	*	*	*	*	*	*	*	*	*	*	*	*	*	*	*
16/06/2020	17:00	*	*	*	*	*	*	*	*	*	*	*	*	*	*	*	*	*	*	*	*	*	*	*	*	*	*	*	*	*	*	*	*	*	*	*	*	*	*	*	*	*	*	*	*	*	*
16/06/2020	18:00	*	*	*	*	*	*	*	*	*	*	*	*	*	*	*	*	*	*	*	*	*	*	*	*	*	*	*	*	*	*	*	*	*	*	*	*	*	*	*	*	*	*	*	*	*	*
16/06/2020	19:00	*	*	*	*	*	*	*	*	*	*	*	*	*	*	*	*	*	*	*	*	*	*	*	*	*	*	*	*	*	*	*	*	*	*	*	*	*	*	*	*	*	*	*	*	*	*
16/06/2020	20:00	*	*	*	*	*	*	*	*	*	*	*	*	*	*	*	*	*	*	*	*	*	*	*	*	*	*	*	*	*	*	*	*	*	*	*	*	*	*	*	*	*	*	*	*	*	*
16/06/2020	21:00	*	*	*	*	*	*	*	*	*	*	*	*	*	*	*	*	*	*	*	*	*	*	*	*	*	*	*	*	*	*	*	*	*	*	*	*	*	*	*	*	*	*	*	*	*	*
16/06/2020	22:00	*	*	*	*	*	*	*	*	*	*	*	*	*	*	*	*	*	*	*	*	*	*	*	*	*	*	*	*	*	*	*	*	*	*	*	*	*	*	*	*	*	*	*	*	*	*
16/06/2020	23:00	*	*	*	*	*	*	*	*	*	*	*	*	*	*	*	*	*	*	*	*	*	*	*	*	*	*	*	*	*	*	*	*	*	*	*	*	*	*	*	*	*	*	*	*	*	*
24 Hr Summary		0	0	0	0	0	0	0	0	0	0	0	0	0	0	0	0	0	0	0	0	0	0	0	0	0	0	0	0	0	0	0	0	0	0	0	0	0	0	0	0	0	*	*	*	*

Incoming Histogram
Alton Rd Facing Alton

from Sun-Mar-15-2020-05-00-AM to Sun-Aug-16-2020-02-59-PM

Date	Starting Hr:min	<5	5 to <10	10 to <15	15 to <20	20 to <25	25 to <30	30 to <35	35 to <40	40 to <45	45 to <50	50 to <55	55 to <60	60 to <65	65 to <70	70 to <75	75 to <80	80 to <85	85 to <90	90 to <95	95 to <100	100 to <105	105 to <110	110 to <115	115 to <120	120 to <125	125 to <130	130 to <135	135 to <140	140 to <145	145 to <150	150 to <155	155 to <160	160 to <165	165 to <170	170 to <175	175 to <180	180 to <185	185 to <190	190 to <195	195 to >200	Total Counts	85pct Speed	10MPH Pace	% in pace	# of Speeders	% Speeders
17/06/2020	00:00	*	*	*	*	*	*	*	*	*	*	*	*	*	*	*	*	*	*	*	*	*	*	*	*	*	*	*	*	*	*	*	*	*	*	*	*	*	*	*	*	*	*	*	*	*	*
17/06/2020	01:00	*	*	*	*	*	*	*	*	*	*	*	*	*	*	*	*	*	*	*	*	*	*	*	*	*	*	*	*	*	*	*	*	*	*	*	*	*	*	*	*	*	*	*	*	*	*
17/06/2020	02:00	*	*	*	*	*	*	*	*	*	*	*	*	*	*	*	*	*	*	*	*	*	*	*	*	*	*	*	*	*	*	*	*	*	*	*	*	*	*	*	*	*	*	*	*	*	*
17/06/2020	03:00	*	*	*	*	*	*	*	*	*	*	*	*	*	*	*	*	*	*	*	*	*	*	*	*	*	*	*	*	*	*	*	*	*	*	*	*	*	*	*	*	*	*	*	*	*	*
17/06/2020	04:00	*	*	*	*	*	*	*	*	*	*	*	*	*	*	*	*	*	*	*	*	*	*	*	*	*	*	*	*	*	*	*	*	*	*	*	*	*	*	*	*	*	*	*	*	*	*
17/06/2020	05:00	*	*	*	*	*	*	*	*	*	*	*	*	*	*	*	*	*	*	*	*	*	*	*	*	*	*	*	*	*	*	*	*	*	*	*	*	*	*	*	*	*	*	*	*	*	*
17/06/2020	06:00	*	*	*	*	*	*	*	*	*	*	*	*	*	*	*	*	*	*	*	*	*	*	*	*	*	*	*	*	*	*	*	*	*	*	*	*	*	*	*	*	*	*	*	*	*	*
17/06/2020	07:00	*	*	*	*	*	*	*	*	*	*	*	*	*	*	*	*	*	*	*	*	*	*	*	*	*	*	*	*	*	*	*	*	*	*	*	*	*	*	*	*	*	*	*	*	*	*
17/06/2020	08:00	*	*	*	*	*	*	*	*	*	*	*	*	*	*	*	*	*	*	*	*	*	*	*	*	*	*	*	*	*	*	*	*	*	*	*	*	*	*	*	*	*	*	*	*	*	*
17/06/2020	09:00	*	*	*	*	*	*	*	*	*	*	*	*	*	*	*	*	*	*	*	*	*	*	*	*	*	*	*	*	*	*	*	*	*	*	*	*	*	*	*	*	*	*	*	*	*	*
17/06/2020	10:00	*	*	*	*	*	*	*	*	*	*	*	*	*	*	*	*	*	*	*	*	*	*	*	*	*	*	*	*	*	*	*	*	*	*	*	*	*	*	*	*	*	*	*	*	*	*
17/06/2020	11:00	*	*	*	*	*	*	*	*	*	*	*	*	*	*	*	*	*	*	*	*	*	*	*	*	*	*	*	*	*	*	*	*	*	*	*	*	*	*	*	*	*	*	*	*	*	*
17/06/2020	12:00	*	*	*	*	*	*	*	*	*	*	*	*	*	*	*	*	*	*	*	*	*	*	*	*	*	*	*	*	*	*	*	*	*	*	*	*	*	*	*	*	*	*	*	*	*	*
17/06/2020	13:00	*	*	*	*	*	*	*	*	*	*	*	*	*	*	*	*	*	*	*	*	*	*	*	*	*	*	*	*	*	*	*	*	*	*	*	*	*	*	*	*	*	*	*	*	*	*
17/06/2020	14:00	*	*	*	*	*	*	*	*	*	*	*	*	*	*	*	*	*	*	*	*	*	*	*	*	*	*	*	*	*	*	*	*	*	*	*	*	*	*	*	*	*	*	*	*	*	*
17/06/2020	15:00	*	*	*	*	*	*	*	*	*	*	*	*	*	*	*	*	*	*	*	*	*	*	*	*	*	*	*	*	*	*	*	*	*	*	*	*	*	*	*	*	*	*	*	*	*	*
17/06/2020	16:00	*	*	*	*	*	*	*	*	*	*	*	*	*	*	*	*	*	*	*	*	*	*	*	*	*	*	*	*	*	*	*	*	*	*	*	*	*	*	*	*	*	*	*	*	*	*
17/06/2020	17:00	*	*	*	*	*	*	*	*	*	*	*	*	*	*	*	*	*	*	*	*	*	*	*	*	*	*	*	*	*	*	*	*	*	*	*	*	*	*	*	*	*	*	*	*	*	*
17/06/2020	18:00	*	*	*	*	*	*	*	*	*	*	*	*	*	*	*	*	*	*	*	*	*	*	*	*	*	*	*	*	*	*	*	*	*	*	*	*	*	*	*	*	*	*	*	*	*	*
17/06/2020	19:00	*	*	*	*	*	*	*	*	*	*	*	*	*	*	*	*	*	*	*	*	*	*	*	*	*	*	*	*	*	*	*	*	*	*	*	*	*	*	*	*	*	*	*	*	*	*
17/06/2020	20:00	*	*	*	*	*	*	*	*	*	*	*	*	*	*	*	*	*	*	*	*	*	*	*	*	*	*	*	*	*	*	*	*	*	*	*	*	*	*	*	*	*	*	*	*	*	*
17/06/2020	21:00	*	*	*	*	*	*	*	*	*	*	*	*	*	*	*	*	*	*	*	*	*	*	*	*	*	*	*	*	*	*	*	*	*	*	*	*	*	*	*	*	*	*	*	*	*	*
17/06/2020	22:00	*	*	*	*	*	*	*	*	*	*	*	*	*	*	*	*	*	*	*	*	*	*	*	*	*	*	*	*	*	*	*	*	*	*	*	*	*	*	*	*	*	*	*	*	*	*
17/06/2020	23:00	*	*	*	*	*	*	*	*	*	*	*	*	*	*	*	*	*	*	*	*	*	*	*	*	*	*	*	*	*	*	*	*	*	*	*	*	*	*	*	*	*	*	*	*	*	*
24 Hr Summary		0	0	0	0	0	0	0	0	0	0	0	0	0	0	0	0	0	0	0	0	0	0	0	0	0	0	0	0	0	0	0	0	0	0	0	0	0	0	0	0	0	*	*	*	*

Incoming Histogram
Alton Rd Facing Alton

from Sun-Mar-15-2020-05-00-AM to Sun-Aug-16-2020-02-59-PM

Date	Starting Hr:min	<5	5 to <10	10 to <15	15 to <20	20 to <25	25 to <30	30 to <35	35 to <40	40 to <45	45 to <50	50 to <55	55 to <60	60 to <65	65 to <70	70 to <75	75 to <80	80 to <85	85 to <90	90 to <95	95 to <100	100 to <105	105 to <110	110 to <115	115 to <120	120 to <125	125 to <130	130 to <135	135 to <140	140 to <145	145 to <150	150 to <155	155 to <160	160 to <165	165 to <170	170 to <175	175 to <180	180 to <185	185 to <190	190 to <195	195 to >200	Total Counts	85pct Speed	10MPH Pace	% in pace	# of Speeders	% Speeders
18/06/2020	00:00	*	*	*	*	*	*	*	*	*	*	*	*	*	*	*	*	*	*	*	*	*	*	*	*	*	*	*	*	*	*	*	*	*	*	*	*	*	*	*	*	*	*	*	*	*	*
18/06/2020	01:00	*	*	*	*	*	*	*	*	*	*	*	*	*	*	*	*	*	*	*	*	*	*	*	*	*	*	*	*	*	*	*	*	*	*	*	*	*	*	*	*	*	*	*	*	*	*
18/06/2020	02:00	*	*	*	*	*	*	*	*	*	*	*	*	*	*	*	*	*	*	*	*	*	*	*	*	*	*	*	*	*	*	*	*	*	*	*	*	*	*	*	*	*	*	*	*	*	*
18/06/2020	03:00	*	*	*	*	*	*	*	*	*	*	*	*	*	*	*	*	*	*	*	*	*	*	*	*	*	*	*	*	*	*	*	*	*	*	*	*	*	*	*	*	*	*	*	*	*	*
18/06/2020	04:00	*	*	*	*	*	*	*	*	*	*	*	*	*	*	*	*	*	*	*	*	*	*	*	*	*	*	*	*	*	*	*	*	*	*	*	*	*	*	*	*	*	*	*	*	*	*
18/06/2020	05:00	*	*	*	*	*	*	*	*	*	*	*	*	*	*	*	*	*	*	*	*	*	*	*	*	*	*	*	*	*	*	*	*	*	*	*	*	*	*	*	*	*	*	*	*	*	*
18/06/2020	06:00	*	*	*	*	*	*	*	*	*	*	*	*	*	*	*	*	*	*	*	*	*	*	*	*	*	*	*	*	*	*	*	*	*	*	*	*	*	*	*	*	*	*	*	*	*	*
18/06/2020	07:00	*	*	*	*	*	*	*	*	*	*	*	*	*	*	*	*	*	*	*	*	*	*	*	*	*	*	*	*	*	*	*	*	*	*	*	*	*	*	*	*	*	*	*	*	*	*
18/06/2020	08:00	*	*	*	*	*	*	*	*	*	*	*	*	*	*	*	*	*	*	*	*	*	*	*	*	*	*	*	*	*	*	*	*	*	*	*	*	*	*	*	*	*	*	*	*	*	*
18/06/2020	09:00	*	*	*	*	*	*	*	*	*	*	*	*	*	*	*	*	*	*	*	*	*	*	*	*	*	*	*	*	*	*	*	*	*	*	*	*	*	*	*	*	*	*	*	*	*	*
18/06/2020	10:00	*	*	*	*	*	*	*	*	*	*	*	*	*	*	*	*	*	*	*	*	*	*	*	*	*	*	*	*	*	*	*	*	*	*	*	*	*	*	*	*	*	*	*	*	*	*
18/06/2020	11:00	*	*	*	*	*	*	*	*	*	*	*	*	*	*	*	*	*	*	*	*	*	*	*	*	*	*	*	*	*	*	*	*	*	*	*	*	*	*	*	*	*	*	*	*	*	*
18/06/2020	12:00	*	*	*	*	*	*	*	*	*	*	*	*	*	*	*	*	*	*	*	*	*	*	*	*	*	*	*	*	*	*	*	*	*	*	*	*	*	*	*	*	*	*	*	*	*	*
18/06/2020	13:00	*	*	*	*	*	*	*	*	*	*	*	*	*	*	*	*	*	*	*	*	*	*	*	*	*	*	*	*	*	*	*	*	*	*	*	*	*	*	*	*	*	*	*	*	*	*
18/06/2020	14:00	*	*	*	*	*	*	*	*	*	*	*	*	*	*	*	*	*	*	*	*	*	*	*	*	*	*	*	*	*	*	*	*	*	*	*	*	*	*	*	*	*	*	*	*	*	*
18/06/2020	15:00	*	*	*	*	*	*	*	*	*	*	*	*	*	*	*	*	*	*	*	*	*	*	*	*	*	*	*	*	*	*	*	*	*	*	*	*	*	*	*	*	*	*	*	*	*	*
18/06/2020	16:00	*	*	*	*	*	*	*	*	*	*	*	*	*	*	*	*	*	*	*	*	*	*	*	*	*	*	*	*	*	*	*	*	*	*	*	*	*	*	*	*	*	*	*	*	*	*
18/06/2020	17:00	*	*	*	*	*	*	*	*	*	*	*	*	*	*	*	*	*	*	*	*	*	*	*	*	*	*	*	*	*	*	*	*	*	*	*	*	*	*	*	*	*	*	*	*	*	*
18/06/2020	18:00	*	*	*	*	*	*	*	*	*	*	*	*	*	*	*	*	*	*	*	*	*	*	*	*	*	*	*	*	*	*	*	*	*	*	*	*	*	*	*	*	*	*	*	*	*	*
18/06/2020	19:00	*	*	*	*	*	*	*	*	*	*	*	*	*	*	*	*	*	*	*	*	*	*	*	*	*	*	*	*	*	*	*	*	*	*	*	*	*	*	*	*	*	*	*	*	*	*
18/06/2020	20:00	*	*	*	*	*	*	*	*	*	*	*	*	*	*	*	*	*	*	*	*	*	*	*	*	*	*	*	*	*	*	*	*	*	*	*	*	*	*	*	*	*	*	*	*	*	*
18/06/2020	21:00	*	*	*	*	*	*	*	*	*	*	*	*	*	*	*	*	*	*	*	*	*	*	*	*	*	*	*	*	*	*	*	*	*	*	*	*	*	*	*	*	*	*	*	*	*	*
18/06/2020	22:00	*	*	*	*	*	*	*	*	*	*	*	*	*	*	*	*	*	*	*	*	*	*	*	*	*	*	*	*	*	*	*	*	*	*	*	*	*	*	*	*	*	*	*	*	*	*
18/06/2020	23:00	*	*	*	*	*	*	*	*	*	*	*	*	*	*	*	*	*	*	*	*	*	*	*	*	*	*	*	*	*	*	*	*	*	*	*	*	*	*	*	*	*	*	*	*	*	*
24 Hr Summary		0	0	0	0	0	0	0	0	0	0	0	0	0	0	0	0	0	0	0	0	0	0	0	0	0	0	0	0	0	0	0	0	0	0	0	0	0	0	0	0	0	*	*	*	*

Incoming Histogram
Alton Rd Facing Alton

from Sun-Mar-15-2020-05-00-AM to Sun-Aug-16-2020-02-59-PM

Date	Starting Hr:min	<5	5 to <10	10 to <15	15 to <20	20 to <25	25 to <30	30 to <35	35 to <40	40 to <45	45 to <50	50 to <55	55 to <60	60 to <65	65 to <70	70 to <75	75 to <80	80 to <85	85 to <90	90 to <95	95 to <100	100 to <105	105 to <110	110 to <115	115 to <120	120 to <125	125 to <130	130 to <135	135 to <140	140 to <145	145 to <150	150 to <155	155 to <160	160 to <165	165 to <170	170 to <175	175 to <180	180 to <185	185 to <190	190 to <195	195 to >200	Total Counts	85pct Speed	10MPH Pace	% in pace	# of Speeders	% Speeders
19/06/2020	00:00	*	*	*	*	*	*	*	*	*	*	*	*	*	*	*	*	*	*	*	*	*	*	*	*	*	*	*	*	*	*	*	*	*	*	*	*	*	*	*	*	*	*	*	*	*	*
19/06/2020	01:00	*	*	*	*	*	*	*	*	*	*	*	*	*	*	*	*	*	*	*	*	*	*	*	*	*	*	*	*	*	*	*	*	*	*	*	*	*	*	*	*	*	*	*	*	*	*
19/06/2020	02:00	*	*	*	*	*	*	*	*	*	*	*	*	*	*	*	*	*	*	*	*	*	*	*	*	*	*	*	*	*	*	*	*	*	*	*	*	*	*	*	*	*	*	*	*	*	*
19/06/2020	03:00	*	*	*	*	*	*	*	*	*	*	*	*	*	*	*	*	*	*	*	*	*	*	*	*	*	*	*	*	*	*	*	*	*	*	*	*	*	*	*	*	*	*	*	*	*	*
19/06/2020	04:00	*	*	*	*	*	*	*	*	*	*	*	*	*	*	*	*	*	*	*	*	*	*	*	*	*	*	*	*	*	*	*	*	*	*	*	*	*	*	*	*	*	*	*	*	*	*
19/06/2020	05:00	*	*	*	*	*	*	*	*	*	*	*	*	*	*	*	*	*	*	*	*	*	*	*	*	*	*	*	*	*	*	*	*	*	*	*	*	*	*	*	*	*	*	*	*	*	*
19/06/2020	06:00	*	*	*	*	*	*	*	*	*	*	*	*	*	*	*	*	*	*	*	*	*	*	*	*	*	*	*	*	*	*	*	*	*	*	*	*	*	*	*	*	*	*	*	*	*	*
19/06/2020	07:00	*	*	*	*	*	*	*	*	*	*	*	*	*	*	*	*	*	*	*	*	*	*	*	*	*	*	*	*	*	*	*	*	*	*	*	*	*	*	*	*	*	*	*	*	*	*
19/06/2020	08:00	*	*	*	*	*	*	*	*	*	*	*	*	*	*	*	*	*	*	*	*	*	*	*	*	*	*	*	*	*	*	*	*	*	*	*	*	*	*	*	*	*	*	*	*	*	*
19/06/2020	09:00	*	*	*	*	*	*	*	*	*	*	*	*	*	*	*	*	*	*	*	*	*	*	*	*	*	*	*	*	*	*	*	*	*	*	*	*	*	*	*	*	*	*	*	*	*	*
19/06/2020	10:00	*	*	*	*	*	*	*	*	*	*	*	*	*	*	*	*	*	*	*	*	*	*	*	*	*	*	*	*	*	*	*	*	*	*	*	*	*	*	*	*	*	*	*	*	*	*
19/06/2020	11:00	*	*	*	*	*	*	*	*	*	*	*	*	*	*	*	*	*	*	*	*	*	*	*	*	*	*	*	*	*	*	*	*	*	*	*	*	*	*	*	*	*	*	*	*	*	*
19/06/2020	12:00	*	*	*	*	*	*	*	*	*	*	*	*	*	*	*	*	*	*	*	*	*	*	*	*	*	*	*	*	*	*	*	*	*	*	*	*	*	*	*	*	*	*	*	*	*	*
19/06/2020	13:00	*	*	*	*	*	*	*	*	*	*	*	*	*	*	*	*	*	*	*	*	*	*	*	*	*	*	*	*	*	*	*	*	*	*	*	*	*	*	*	*	*	*	*	*	*	*
19/06/2020	14:00	*	*	*	*	*	*	*	*	*	*	*	*	*	*	*	*	*	*	*	*	*	*	*	*	*	*	*	*	*	*	*	*	*	*	*	*	*	*	*	*	*	*	*	*	*	*
19/06/2020	15:00	*	*	*	*	*	*	*	*	*	*	*	*	*	*	*	*	*	*	*	*	*	*	*	*	*	*	*	*	*	*	*	*	*	*	*	*	*	*	*	*	*	*	*	*	*	*
19/06/2020	16:00	*	*	*	*	*	*	*	*	*	*	*	*	*	*	*	*	*	*	*	*	*	*	*	*	*	*	*	*	*	*	*	*	*	*	*	*	*	*	*	*	*	*	*	*	*	*
19/06/2020	17:00	*	*	*	*	*	*	*	*	*	*	*	*	*	*	*	*	*	*	*	*	*	*	*	*	*	*	*	*	*	*	*	*	*	*	*	*	*	*	*	*	*	*	*	*	*	*
19/06/2020	18:00	*	*	*	*	*	*	*	*	*	*	*	*	*	*	*	*	*	*	*	*	*	*	*	*	*	*	*	*	*	*	*	*	*	*	*	*	*	*	*	*	*	*	*	*	*	*
19/06/2020	19:00	*	*	*	*	*	*	*	*	*	*	*	*	*	*	*	*	*	*	*	*	*	*	*	*	*	*	*	*	*	*	*	*	*	*	*	*	*	*	*	*	*	*	*	*	*	*
19/06/2020	20:00	*	*	*	*	*	*	*	*	*	*	*	*	*	*	*	*	*	*	*	*	*	*	*	*	*	*	*	*	*	*	*	*	*	*	*	*	*	*	*	*	*	*	*	*	*	*
19/06/2020	21:00	*	*	*	*	*	*	*	*	*	*	*	*	*	*	*	*	*	*	*	*	*	*	*	*	*	*	*	*	*	*	*	*	*	*	*	*	*	*	*	*	*	*	*	*	*	*
19/06/2020	22:00	*	*	*	*	*	*	*	*	*	*	*	*	*	*	*	*	*	*	*	*	*	*	*	*	*	*	*	*	*	*	*	*	*	*	*	*	*	*	*	*	*	*	*	*	*	*
19/06/2020	23:00	*	*	*	*	*	*	*	*	*	*	*	*	*	*	*	*	*	*	*	*	*	*	*	*	*	*	*	*	*	*	*	*	*	*	*	*	*	*	*	*	*	*	*	*	*	*
24 Hr Summary		0	0	0	0	0	0	0	0	0	0	0	0	0	0	0	0	0	0	0	0	0	0	0	0	0	0	0	0	0	0	0	0	0	0	0	0	0	0	0	0	0	*	*	*	*

Incoming Histogram
Alton Rd Facing Alton

from Sun-Mar-15-2020-05-00-AM to Sun-Aug-16-2020-02-59-PM

Date	Starting Hr:min	<5	5 to <10	10 to <15	15 to <20	20 to <25	25 to <30	30 to <35	35 to <40	40 to <45	45 to <50	50 to <55	55 to <60	60 to <65	65 to <70	70 to <75	75 to <80	80 to <85	85 to <90	90 to <95	95 to <100	100 to <105	105 to <110	110 to <115	115 to <120	120 to <125	125 to <130	130 to <135	135 to <140	140 to <145	145 to <150	150 to <155	155 to <160	160 to <165	165 to <170	170 to <175	175 to <180	180 to <185	185 to <190	190 to <195	195 to >200	Total Counts	85pct Speed	10MPH Pace	% in pace	# of Speeders	% Speeders
20/06/2020	00:00	*	*	*	*	*	*	*	*	*	*	*	*	*	*	*	*	*	*	*	*	*	*	*	*	*	*	*	*	*	*	*	*	*	*	*	*	*	*	*	*	*	*	*	*	*	*
20/06/2020	01:00	*	*	*	*	*	*	*	*	*	*	*	*	*	*	*	*	*	*	*	*	*	*	*	*	*	*	*	*	*	*	*	*	*	*	*	*	*	*	*	*	*	*	*	*	*	*
20/06/2020	02:00	*	*	*	*	*	*	*	*	*	*	*	*	*	*	*	*	*	*	*	*	*	*	*	*	*	*	*	*	*	*	*	*	*	*	*	*	*	*	*	*	*	*	*	*	*	*
20/06/2020	03:00	*	*	*	*	*	*	*	*	*	*	*	*	*	*	*	*	*	*	*	*	*	*	*	*	*	*	*	*	*	*	*	*	*	*	*	*	*	*	*	*	*	*	*	*	*	*
20/06/2020	04:00	*	*	*	*	*	*	*	*	*	*	*	*	*	*	*	*	*	*	*	*	*	*	*	*	*	*	*	*	*	*	*	*	*	*	*	*	*	*	*	*	*	*	*	*	*	*
20/06/2020	05:00	*	*	*	*	*	*	*	*	*	*	*	*	*	*	*	*	*	*	*	*	*	*	*	*	*	*	*	*	*	*	*	*	*	*	*	*	*	*	*	*	*	*	*	*	*	*
20/06/2020	06:00	*	*	*	*	*	*	*	*	*	*	*	*	*	*	*	*	*	*	*	*	*	*	*	*	*	*	*	*	*	*	*	*	*	*	*	*	*	*	*	*	*	*	*	*	*	*
20/06/2020	07:00	*	*	*	*	*	*	*	*	*	*	*	*	*	*	*	*	*	*	*	*	*	*	*	*	*	*	*	*	*	*	*	*	*	*	*	*	*	*	*	*	*	*	*	*	*	*
20/06/2020	08:00	*	*	*	*	*	*	*	*	*	*	*	*	*	*	*	*	*	*	*	*	*	*	*	*	*	*	*	*	*	*	*	*	*	*	*	*	*	*	*	*	*	*	*	*	*	*
20/06/2020	09:00	*	*	*	*	*	*	*	*	*	*	*	*	*	*	*	*	*	*	*	*	*	*	*	*	*	*	*	*	*	*	*	*	*	*	*	*	*	*	*	*	*	*	*	*	*	*
20/06/2020	10:00	*	*	*	*	*	*	*	*	*	*	*	*	*	*	*	*	*	*	*	*	*	*	*	*	*	*	*	*	*	*	*	*	*	*	*	*	*	*	*	*	*	*	*	*	*	*
20/06/2020	11:00	*	*	*	*	*	*	*	*	*	*	*	*	*	*	*	*	*	*	*	*	*	*	*	*	*	*	*	*	*	*	*	*	*	*	*	*	*	*	*	*	*	*	*	*	*	*
20/06/2020	12:00	*	*	*	*	*	*	*	*	*	*	*	*	*	*	*	*	*	*	*	*	*	*	*	*	*	*	*	*	*	*	*	*	*	*	*	*	*	*	*	*	*	*	*	*	*	*
20/06/2020	13:00	*	*	*	*	*	*	*	*	*	*	*	*	*	*	*	*	*	*	*	*	*	*	*	*	*	*	*	*	*	*	*	*	*	*	*	*	*	*	*	*	*	*	*	*	*	*
20/06/2020	14:00	*	*	*	*	*	*	*	*	*	*	*	*	*	*	*	*	*	*	*	*	*	*	*	*	*	*	*	*	*	*	*	*	*	*	*	*	*	*	*	*	*	*	*	*	*	*
20/06/2020	15:00	*	*	*	*	*	*	*	*	*	*	*	*	*	*	*	*	*	*	*	*	*	*	*	*	*	*	*	*	*	*	*	*	*	*	*	*	*	*	*	*	*	*	*	*	*	*
20/06/2020	16:00	*	*	*	*	*	*	*	*	*	*	*	*	*	*	*	*	*	*	*	*	*	*	*	*	*	*	*	*	*	*	*	*	*	*	*	*	*	*	*	*	*	*	*	*	*	*
20/06/2020	17:00	*	*	*	*	*	*	*	*	*	*	*	*	*	*	*	*	*	*	*	*	*	*	*	*	*	*	*	*	*	*	*	*	*	*	*	*	*	*	*	*	*	*	*	*	*	*
20/06/2020	18:00	*	*	*	*	*	*	*	*	*	*	*	*	*	*	*	*	*	*	*	*	*	*	*	*	*	*	*	*	*	*	*	*	*	*	*	*	*	*	*	*	*	*	*	*	*	*
20/06/2020	19:00	*	*	*	*	*	*	*	*	*	*	*	*	*	*	*	*	*	*	*	*	*	*	*	*	*	*	*	*	*	*	*	*	*	*	*	*	*	*	*	*	*	*	*	*	*	*
20/06/2020	20:00	*	*	*	*	*	*	*	*	*	*	*	*	*	*	*	*	*	*	*	*	*	*	*	*	*	*	*	*	*	*	*	*	*	*	*	*	*	*	*	*	*	*	*	*	*	*
20/06/2020	21:00	*	*	*	*	*	*	*	*	*	*	*	*	*	*	*	*	*	*	*	*	*	*	*	*	*	*	*	*	*	*	*	*	*	*	*	*	*	*	*	*	*	*	*	*	*	*
20/06/2020	22:00	*	*	*	*	*	*	*	*	*	*	*	*	*	*	*	*	*	*	*	*	*	*	*	*	*	*	*	*	*	*	*	*	*	*	*	*	*	*	*	*	*	*	*	*	*	*
20/06/2020	23:00	*	*	*	*	*	*	*	*	*	*	*	*	*	*	*	*	*	*	*	*	*	*	*	*	*	*	*	*	*	*	*	*	*	*	*	*	*	*	*	*	*	*	*	*	*	*
24 Hr Summary		0	0	0	0	0	0	0	0	0	0	0	0	0	0	0	0	0	0	0	0	0	0	0	0	0	0	0	0	0	0	0	0	0	0	0	0	0	0	0	0	0	*	*	*	*

Incoming Histogram
Alton Rd Facing Alton

from Sun-Mar-15-2020-05-00-AM to Sun-Aug-16-2020-02-59-PM

Date	Starting Hr:min	<5	5 to <10	10 to <15	15 to <20	20 to <25	25 to <30	30 to <35	35 to <40	40 to <45	45 to <50	50 to <55	55 to <60	60 to <65	65 to <70	70 to <75	75 to <80	80 to <85	85 to <90	90 to <95	95 to <100	100 to <105	105 to <110	110 to <115	115 to <120	120 to <125	125 to <130	130 to <135	135 to <140	140 to <145	145 to <150	150 to <155	155 to <160	160 to <165	165 to <170	170 to <175	175 to <180	180 to <185	185 to <190	190 to <195	195 to >200	Total Counts	85pct Speed	10MPH Pace	% in pace	# of Speeders	% Speeders
21/06/2020	00:00	*	*	*	*	*	*	*	*	*	*	*	*	*	*	*	*	*	*	*	*	*	*	*	*	*	*	*	*	*	*	*	*	*	*	*	*	*	*	*	*	*	*	*	*	*	*
21/06/2020	01:00	*	*	*	*	*	*	*	*	*	*	*	*	*	*	*	*	*	*	*	*	*	*	*	*	*	*	*	*	*	*	*	*	*	*	*	*	*	*	*	*	*	*	*	*	*	*
21/06/2020	02:00	*	*	*	*	*	*	*	*	*	*	*	*	*	*	*	*	*	*	*	*	*	*	*	*	*	*	*	*	*	*	*	*	*	*	*	*	*	*	*	*	*	*	*	*	*	*
21/06/2020	03:00	*	*	*	*	*	*	*	*	*	*	*	*	*	*	*	*	*	*	*	*	*	*	*	*	*	*	*	*	*	*	*	*	*	*	*	*	*	*	*	*	*	*	*	*	*	*
21/06/2020	04:00	*	*	*	*	*	*	*	*	*	*	*	*	*	*	*	*	*	*	*	*	*	*	*	*	*	*	*	*	*	*	*	*	*	*	*	*	*	*	*	*	*	*	*	*	*	*
21/06/2020	05:00	*	*	*	*	*	*	*	*	*	*	*	*	*	*	*	*	*	*	*	*	*	*	*	*	*	*	*	*	*	*	*	*	*	*	*	*	*	*	*	*	*	*	*	*	*	*
21/06/2020	06:00	*	*	*	*	*	*	*	*	*	*	*	*	*	*	*	*	*	*	*	*	*	*	*	*	*	*	*	*	*	*	*	*	*	*	*	*	*	*	*	*	*	*	*	*	*	*
21/06/2020	07:00	*	*	*	*	*	*	*	*	*	*	*	*	*	*	*	*	*	*	*	*	*	*	*	*	*	*	*	*	*	*	*	*	*	*	*	*	*	*	*	*	*	*	*	*	*	*
21/06/2020	08:00	*	*	*	*	*	*	*	*	*	*	*	*	*	*	*	*	*	*	*	*	*	*	*	*	*	*	*	*	*	*	*	*	*	*	*	*	*	*	*	*	*	*	*	*	*	*
21/06/2020	09:00	*	*	*	*	*	*	*	*	*	*	*	*	*	*	*	*	*	*	*	*	*	*	*	*	*	*	*	*	*	*	*	*	*	*	*	*	*	*	*	*	*	*	*	*	*	*
21/06/2020	10:00	*	*	*	*	*	*	*	*	*	*	*	*	*	*	*	*	*	*	*	*	*	*	*	*	*	*	*	*	*	*	*	*	*	*	*	*	*	*	*	*	*	*	*	*	*	*
21/06/2020	11:00	*	*	*	*	*	*	*	*	*	*	*	*	*	*	*	*	*	*	*	*	*	*	*	*	*	*	*	*	*	*	*	*	*	*	*	*	*	*	*	*	*	*	*	*	*	*
21/06/2020	12:00	*	*	*	*	*	*	*	*	*	*	*	*	*	*	*	*	*	*	*	*	*	*	*	*	*	*	*	*	*	*	*	*	*	*	*	*	*	*	*	*	*	*	*	*	*	*
21/06/2020	13:00	*	*	*	*	*	*	*	*	*	*	*	*	*	*	*	*	*	*	*	*	*	*	*	*	*	*	*	*	*	*	*	*	*	*	*	*	*	*	*	*	*	*	*	*	*	*
21/06/2020	14:00	*	*	*	*	*	*	*	*	*	*	*	*	*	*	*	*	*	*	*	*	*	*	*	*	*	*	*	*	*	*	*	*	*	*	*	*	*	*	*	*	*	*	*	*	*	*
21/06/2020	15:00	*	*	*	*	*	*	*	*	*	*	*	*	*	*	*	*	*	*	*	*	*	*	*	*	*	*	*	*	*	*	*	*	*	*	*	*	*	*	*	*	*	*	*	*	*	*
21/06/2020	16:00	*	*	*	*	*	*	*	*	*	*	*	*	*	*	*	*	*	*	*	*	*	*	*	*	*	*	*	*	*	*	*	*	*	*	*	*	*	*	*	*	*	*	*	*	*	*
21/06/2020	17:00	*	*	*	*	*	*	*	*	*	*	*	*	*	*	*	*	*	*	*	*	*	*	*	*	*	*	*	*	*	*	*	*	*	*	*	*	*	*	*	*	*	*	*	*	*	*
21/06/2020	18:00	*	*	*	*	*	*	*	*	*	*	*	*	*	*	*	*	*	*	*	*	*	*	*	*	*	*	*	*	*	*	*	*	*	*	*	*	*	*	*	*	*	*	*	*	*	*
21/06/2020	19:00	*	*	*	*	*	*	*	*	*	*	*	*	*	*	*	*	*	*	*	*	*	*	*	*	*	*	*	*	*	*	*	*	*	*	*	*	*	*	*	*	*	*	*	*	*	*
21/06/2020	20:00	*	*	*	*	*	*	*	*	*	*	*	*	*	*	*	*	*	*	*	*	*	*	*	*	*	*	*	*	*	*	*	*	*	*	*	*	*	*	*	*	*	*	*	*	*	*
21/06/2020	21:00	*	*	*	*	*	*	*	*	*	*	*	*	*	*	*	*	*	*	*	*	*	*	*	*	*	*	*	*	*	*	*	*	*	*	*	*	*	*	*	*	*	*	*	*	*	*
21/06/2020	22:00	*	*	*	*	*	*	*	*	*	*	*	*	*	*	*	*	*	*	*	*	*	*	*	*	*	*	*	*	*	*	*	*	*	*	*	*	*	*	*	*	*	*	*	*	*	*
21/06/2020	23:00	*	*	*	*	*	*	*	*	*	*	*	*	*	*	*	*	*	*	*	*	*	*	*	*	*	*	*	*	*	*	*	*	*	*	*	*	*	*	*	*	*	*	*	*	*	*
24 Hr Summary		0	0	0	0	0	0	0	0	0	0	0	0	0	0	0	0	0	0	0	0	0	0	0	0	0	0	0	0	0	0	0	0	0	0	0	0	0	0	0	0	0	*	*	*	*

Incoming Histogram
Alton Rd Facing Alton

from Sun-Mar-15-2020-05-00-AM to Sun-Aug-16-2020-02-59-PM

Date	Starting Hr:min	<5	5 to <10	10 to <15	15 to <20	20 to <25	25 to <30	30 to <35	35 to <40	40 to <45	45 to <50	50 to <55	55 to <60	60 to <65	65 to <70	70 to <75	75 to <80	80 to <85	85 to <90	90 to <95	95 to <100	100 to <105	105 to <110	110 to <115	115 to <120	120 to <125	125 to <130	130 to <135	135 to <140	140 to <145	145 to <150	150 to <155	155 to <160	160 to <165	165 to <170	170 to <175	175 to <180	180 to <185	185 to <190	190 to <195	195 to >200	Total Counts	85pct Speed	10MPH Pace	% in pace	# of Speeders	% Speeders
22/06/2020	00:00	*	*	*	*	*	*	*	*	*	*	*	*	*	*	*	*	*	*	*	*	*	*	*	*	*	*	*	*	*	*	*	*	*	*	*	*	*	*	*	*	*	*	*	*	*	*
22/06/2020	01:00	*	*	*	*	*	*	*	*	*	*	*	*	*	*	*	*	*	*	*	*	*	*	*	*	*	*	*	*	*	*	*	*	*	*	*	*	*	*	*	*	*	*	*	*	*	*
22/06/2020	02:00	*	*	*	*	*	*	*	*	*	*	*	*	*	*	*	*	*	*	*	*	*	*	*	*	*	*	*	*	*	*	*	*	*	*	*	*	*	*	*	*	*	*	*	*	*	*
22/06/2020	03:00	*	*	*	*	*	*	*	*	*	*	*	*	*	*	*	*	*	*	*	*	*	*	*	*	*	*	*	*	*	*	*	*	*	*	*	*	*	*	*	*	*	*	*	*	*	*
22/06/2020	04:00	*	*	*	*	*	*	*	*	*	*	*	*	*	*	*	*	*	*	*	*	*	*	*	*	*	*	*	*	*	*	*	*	*	*	*	*	*	*	*	*	*	*	*	*	*	*
22/06/2020	05:00	*	*	*	*	*	*	*	*	*	*	*	*	*	*	*	*	*	*	*	*	*	*	*	*	*	*	*	*	*	*	*	*	*	*	*	*	*	*	*	*	*	*	*	*	*	*
22/06/2020	06:00	*	*	*	*	*	*	*	*	*	*	*	*	*	*	*	*	*	*	*	*	*	*	*	*	*	*	*	*	*	*	*	*	*	*	*	*	*	*	*	*	*	*	*	*	*	*
22/06/2020	07:00	*	*	*	*	*	*	*	*	*	*	*	*	*	*	*	*	*	*	*	*	*	*	*	*	*	*	*	*	*	*	*	*	*	*	*	*	*	*	*	*	*	*	*	*	*	*
22/06/2020	08:00	*	*	*	*	*	*	*	*	*	*	*	*	*	*	*	*	*	*	*	*	*	*	*	*	*	*	*	*	*	*	*	*	*	*	*	*	*	*	*	*	*	*	*	*	*	*
22/06/2020	09:00	*	*	*	*	*	*	*	*	*	*	*	*	*	*	*	*	*	*	*	*	*	*	*	*	*	*	*	*	*	*	*	*	*	*	*	*	*	*	*	*	*	*	*	*	*	*
22/06/2020	10:00	*	*	*	*	*	*	*	*	*	*	*	*	*	*	*	*	*	*	*	*	*	*	*	*	*	*	*	*	*	*	*	*	*	*	*	*	*	*	*	*	*	*	*	*	*	*
22/06/2020	11:00	*	*	*	*	*	*	*	*	*	*	*	*	*	*	*	*	*	*	*	*	*	*	*	*	*	*	*	*	*	*	*	*	*	*	*	*	*	*	*	*	*	*	*	*	*	*
22/06/2020	12:00	*	*	*	*	*	*	*	*	*	*	*	*	*	*	*	*	*	*	*	*	*	*	*	*	*	*	*	*	*	*	*	*	*	*	*	*	*	*	*	*	*	*	*	*	*	*
22/06/2020	13:00	*	*	*	*	*	*	*	*	*	*	*	*	*	*	*	*	*	*	*	*	*	*	*	*	*	*	*	*	*	*	*	*	*	*	*	*	*	*	*	*	*	*	*	*	*	*
22/06/2020	14:00	*	*	*	*	*	*	*	*	*	*	*	*	*	*	*	*	*	*	*	*	*	*	*	*	*	*	*	*	*	*	*	*	*	*	*	*	*	*	*	*	*	*	*	*	*	*
22/06/2020	15:00	*	*	*	*	*	*	*	*	*	*	*	*	*	*	*	*	*	*	*	*	*	*	*	*	*	*	*	*	*	*	*	*	*	*	*	*	*	*	*	*	*	*	*	*	*	*
22/06/2020	16:00	*	*	*	*	*	*	*	*	*	*	*	*	*	*	*	*	*	*	*	*	*	*	*	*	*	*	*	*	*	*	*	*	*	*	*	*	*	*	*	*	*	*	*	*	*	*
22/06/2020	17:00	*	*	*	*	*	*	*	*	*	*	*	*	*	*	*	*	*	*	*	*	*	*	*	*	*	*	*	*	*	*	*	*	*	*	*	*	*	*	*	*	*	*	*	*	*	*
22/06/2020	18:00	*	*	*	*	*	*	*	*	*	*	*	*	*	*	*	*	*	*	*	*	*	*	*	*	*	*	*	*	*	*	*	*	*	*	*	*	*	*	*	*	*	*	*	*	*	*
22/06/2020	19:00	*	*	*	*	*	*	*	*	*	*	*	*	*	*	*	*	*	*	*	*	*	*	*	*	*	*	*	*	*	*	*	*	*	*	*	*	*	*	*	*	*	*	*	*	*	*
22/06/2020	20:00	*	*	*	*	*	*	*	*	*	*	*	*	*	*	*	*	*	*	*	*	*	*	*	*	*	*	*	*	*	*	*	*	*	*	*	*	*	*	*	*	*	*	*	*	*	*
22/06/2020	21:00	*	*	*	*	*	*	*	*	*	*	*	*	*	*	*	*	*	*	*	*	*	*	*	*	*	*	*	*	*	*	*	*	*	*	*	*	*	*	*	*	*	*	*	*	*	*
22/06/2020	22:00	*	*	*	*	*	*	*	*	*	*	*	*	*	*	*	*	*	*	*	*	*	*	*	*	*	*	*	*	*	*	*	*	*	*	*	*	*	*	*	*	*	*	*	*	*	*
22/06/2020	23:00	*	*	*	*	*	*	*	*	*	*	*	*	*	*	*	*	*	*	*	*	*	*	*	*	*	*	*	*	*	*	*	*	*	*	*	*	*	*	*	*	*	*	*	*	*	*
24 Hr Summary		0	0	0	0	0	0	0	0	0	0	0	0	0	0	0	0	0	0	0	0	0	0	0	0	0	0	0	0	0	0	0	0	0	0	0	0	0	0	0	0	0	*	*	*	*

Incoming Histogram
Alton Rd Facing Alton

from Sun-Mar-15-2020-05-00-AM to Sun-Aug-16-2020-02-59-PM

Date	Starting Hr:min	<5	5 to <10	10 to <15	15 to <20	20 to <25	25 to <30	30 to <35	35 to <40	40 to <45	45 to <50	50 to <55	55 to <60	60 to <65	65 to <70	70 to <75	75 to <80	80 to <85	85 to <90	90 to <95	95 to <100	100 to <105	105 to <110	110 to <115	115 to <120	120 to <125	125 to <130	130 to <135	135 to <140	140 to <145	145 to <150	150 to <155	155 to <160	160 to <165	165 to <170	170 to <175	175 to <180	180 to <185	185 to <190	190 to <195	195 to >200	Total Counts	85pct Speed	10MPH Pace	% in pace	# of Speeders	% Speeders
23/06/2020	00:00	*	*	*	*	*	*	*	*	*	*	*	*	*	*	*	*	*	*	*	*	*	*	*	*	*	*	*	*	*	*	*	*	*	*	*	*	*	*	*	*	*	*	*	*	*	*
23/06/2020	01:00	*	*	*	*	*	*	*	*	*	*	*	*	*	*	*	*	*	*	*	*	*	*	*	*	*	*	*	*	*	*	*	*	*	*	*	*	*	*	*	*	*	*	*	*	*	*
23/06/2020	02:00	*	*	*	*	*	*	*	*	*	*	*	*	*	*	*	*	*	*	*	*	*	*	*	*	*	*	*	*	*	*	*	*	*	*	*	*	*	*	*	*	*	*	*	*	*	*
23/06/2020	03:00	*	*	*	*	*	*	*	*	*	*	*	*	*	*	*	*	*	*	*	*	*	*	*	*	*	*	*	*	*	*	*	*	*	*	*	*	*	*	*	*	*	*	*	*	*	*
23/06/2020	04:00	*	*	*	*	*	*	*	*	*	*	*	*	*	*	*	*	*	*	*	*	*	*	*	*	*	*	*	*	*	*	*	*	*	*	*	*	*	*	*	*	*	*	*	*	*	*
23/06/2020	05:00	*	*	*	*	*	*	*	*	*	*	*	*	*	*	*	*	*	*	*	*	*	*	*	*	*	*	*	*	*	*	*	*	*	*	*	*	*	*	*	*	*	*	*	*	*	*
23/06/2020	06:00	*	*	*	*	*	*	*	*	*	*	*	*	*	*	*	*	*	*	*	*	*	*	*	*	*	*	*	*	*	*	*	*	*	*	*	*	*	*	*	*	*	*	*	*	*	*
23/06/2020	07:00	*	*	*	*	*	*	*	*	*	*	*	*	*	*	*	*	*	*	*	*	*	*	*	*	*	*	*	*	*	*	*	*	*	*	*	*	*	*	*	*	*	*	*	*	*	*
23/06/2020	08:00	*	*	*	*	*	*	*	*	*	*	*	*	*	*	*	*	*	*	*	*	*	*	*	*	*	*	*	*	*	*	*	*	*	*	*	*	*	*	*	*	*	*	*	*	*	*
23/06/2020	09:00	*	*	*	*	*	*	*	*	*	*	*	*	*	*	*	*	*	*	*	*	*	*	*	*	*	*	*	*	*	*	*	*	*	*	*	*	*	*	*	*	*	*	*	*	*	*
23/06/2020	10:00	*	*	*	*	*	*	*	*	*	*	*	*	*	*	*	*	*	*	*	*	*	*	*	*	*	*	*	*	*	*	*	*	*	*	*	*	*	*	*	*	*	*	*	*	*	*
23/06/2020	11:00	*	*	*	*	*	*	*	*	*	*	*	*	*	*	*	*	*	*	*	*	*	*	*	*	*	*	*	*	*	*	*	*	*	*	*	*	*	*	*	*	*	*	*	*	*	*
23/06/2020	12:00	*	*	*	*	*	*	*	*	*	*	*	*	*	*	*	*	*	*	*	*	*	*	*	*	*	*	*	*	*	*	*	*	*	*	*	*	*	*	*	*	*	*	*	*	*	*
23/06/2020	13:00	*	*	*	*	*	*	*	*	*	*	*	*	*	*	*	*	*	*	*	*	*	*	*	*	*	*	*	*	*	*	*	*	*	*	*	*	*	*	*	*	*	*	*	*	*	*
23/06/2020	14:00	*	*	*	*	*	*	*	*	*	*	*	*	*	*	*	*	*	*	*	*	*	*	*	*	*	*	*	*	*	*	*	*	*	*	*	*	*	*	*	*	*	*	*	*	*	*
23/06/2020	15:00	*	*	*	*	*	*	*	*	*	*	*	*	*	*	*	*	*	*	*	*	*	*	*	*	*	*	*	*	*	*	*	*	*	*	*	*	*	*	*	*	*	*	*	*	*	*
23/06/2020	16:00	*	*	*	*	*	*	*	*	*	*	*	*	*	*	*	*	*	*	*	*	*	*	*	*	*	*	*	*	*	*	*	*	*	*	*	*	*	*	*	*	*	*	*	*	*	*
23/06/2020	17:00	*	*	*	*	*	*	*	*	*	*	*	*	*	*	*	*	*	*	*	*	*	*	*	*	*	*	*	*	*	*	*	*	*	*	*	*	*	*	*	*	*	*	*	*	*	*
23/06/2020	18:00	*	*	*	*	*	*	*	*	*	*	*	*	*	*	*	*	*	*	*	*	*	*	*	*	*	*	*	*	*	*	*	*	*	*	*	*	*	*	*	*	*	*	*	*	*	*
23/06/2020	19:00	*	*	*	*	*	*	*	*	*	*	*	*	*	*	*	*	*	*	*	*	*	*	*	*	*	*	*	*	*	*	*	*	*	*	*	*	*	*	*	*	*	*	*	*	*	*
23/06/2020	20:00	*	*	*	*	*	*	*	*	*	*	*	*	*	*	*	*	*	*	*	*	*	*	*	*	*	*	*	*	*	*	*	*	*	*	*	*	*	*	*	*	*	*	*	*	*	*
23/06/2020	21:00	*	*	*	*	*	*	*	*	*	*	*	*	*	*	*	*	*	*	*	*	*	*	*	*	*	*	*	*	*	*	*	*	*	*	*	*	*	*	*	*	*	*	*	*	*	*
23/06/2020	22:00	*	*	*	*	*	*	*	*	*	*	*	*	*	*	*	*	*	*	*	*	*	*	*	*	*	*	*	*	*	*	*	*	*	*	*	*	*	*	*	*	*	*	*	*	*	*
23/06/2020	23:00	*	*	*	*	*	*	*	*	*	*	*	*	*	*	*	*	*	*	*	*	*	*	*	*	*	*	*	*	*	*	*	*	*	*	*	*	*	*	*	*	*	*	*	*	*	*
24 Hr Summary		0	0	0	0	0	0	0	0	0	0	0	0	0	0	0	0	0	0	0	0	0	0	0	0	0	0	0	0	0	0	0	0	0	0	0	0	0	0	0	0	0	*	*	*	*

Incoming Histogram
Alton Rd Facing Alton

from Sun-Mar-15-2020-05-00-AM to Sun-Aug-16-2020-02-59-PM

Date	Starting Hr:min	<5	5 to <10	10 to <15	15 to <20	20 to <25	25 to <30	30 to <35	35 to <40	40 to <45	45 to <50	50 to <55	55 to <60	60 to <65	65 to <70	70 to <75	75 to <80	80 to <85	85 to <90	90 to <95	95 to <100	100 to <105	105 to <110	110 to <115	115 to <120	120 to <125	125 to <130	130 to <135	135 to <140	140 to <145	145 to <150	150 to <155	155 to <160	160 to <165	165 to <170	170 to <175	175 to <180	180 to <185	185 to <190	190 to <195	195 to >200	Total Counts	85pct Speed	10MPH Pace	% in pace	# of Speeders	% Speeders
24/06/2020	00:00	*	*	*	*	*	*	*	*	*	*	*	*	*	*	*	*	*	*	*	*	*	*	*	*	*	*	*	*	*	*	*	*	*	*	*	*	*	*	*	*	*	*	*	*	*	*
24/06/2020	01:00	*	*	*	*	*	*	*	*	*	*	*	*	*	*	*	*	*	*	*	*	*	*	*	*	*	*	*	*	*	*	*	*	*	*	*	*	*	*	*	*	*	*	*	*	*	*
24/06/2020	02:00	*	*	*	*	*	*	*	*	*	*	*	*	*	*	*	*	*	*	*	*	*	*	*	*	*	*	*	*	*	*	*	*	*	*	*	*	*	*	*	*	*	*	*	*	*	*
24/06/2020	03:00	*	*	*	*	*	*	*	*	*	*	*	*	*	*	*	*	*	*	*	*	*	*	*	*	*	*	*	*	*	*	*	*	*	*	*	*	*	*	*	*	*	*	*	*	*	*
24/06/2020	04:00	*	*	*	*	*	*	*	*	*	*	*	*	*	*	*	*	*	*	*	*	*	*	*	*	*	*	*	*	*	*	*	*	*	*	*	*	*	*	*	*	*	*	*	*	*	*
24/06/2020	05:00	*	*	*	*	*	*	*	*	*	*	*	*	*	*	*	*	*	*	*	*	*	*	*	*	*	*	*	*	*	*	*	*	*	*	*	*	*	*	*	*	*	*	*	*	*	*
24/06/2020	06:00	*	*	*	*	*	*	*	*	*	*	*	*	*	*	*	*	*	*	*	*	*	*	*	*	*	*	*	*	*	*	*	*	*	*	*	*	*	*	*	*	*	*	*	*	*	*
24/06/2020	07:00	*	*	*	*	*	*	*	*	*	*	*	*	*	*	*	*	*	*	*	*	*	*	*	*	*	*	*	*	*	*	*	*	*	*	*	*	*	*	*	*	*	*	*	*	*	*
24/06/2020	08:00	*	*	*	*	*	*	*	*	*	*	*	*	*	*	*	*	*	*	*	*	*	*	*	*	*	*	*	*	*	*	*	*	*	*	*	*	*	*	*	*	*	*	*	*	*	*
24/06/2020	09:00	*	*	*	*	*	*	*	*	*	*	*	*	*	*	*	*	*	*	*	*	*	*	*	*	*	*	*	*	*	*	*	*	*	*	*	*	*	*	*	*	*	*	*	*	*	*
24/06/2020	10:00	*	*	*	*	*	*	*	*	*	*	*	*	*	*	*	*	*	*	*	*	*	*	*	*	*	*	*	*	*	*	*	*	*	*	*	*	*	*	*	*	*	*	*	*	*	*
24/06/2020	11:00	*	*	*	*	*	*	*	*	*	*	*	*	*	*	*	*	*	*	*	*	*	*	*	*	*	*	*	*	*	*	*	*	*	*	*	*	*	*	*	*	*	*	*	*	*	*
24/06/2020	12:00	*	*	*	*	*	*	*	*	*	*	*	*	*	*	*	*	*	*	*	*	*	*	*	*	*	*	*	*	*	*	*	*	*	*	*	*	*	*	*	*	*	*	*	*	*	*
24/06/2020	13:00	*	*	*	*	*	*	*	*	*	*	*	*	*	*	*	*	*	*	*	*	*	*	*	*	*	*	*	*	*	*	*	*	*	*	*	*	*	*	*	*	*	*	*	*	*	*
24/06/2020	14:00	*	*	*	*	*	*	*	*	*	*	*	*	*	*	*	*	*	*	*	*	*	*	*	*	*	*	*	*	*	*	*	*	*	*	*	*	*	*	*	*	*	*	*	*	*	*
24/06/2020	15:00	*	*	*	*	*	*	*	*	*	*	*	*	*	*	*	*	*	*	*	*	*	*	*	*	*	*	*	*	*	*	*	*	*	*	*	*	*	*	*	*	*	*	*	*	*	*
24/06/2020	16:00	*	*	*	*	*	*	*	*	*	*	*	*	*	*	*	*	*	*	*	*	*	*	*	*	*	*	*	*	*	*	*	*	*	*	*	*	*	*	*	*	*	*	*	*	*	*
24/06/2020	17:00	*	*	*	*	*	*	*	*	*	*	*	*	*	*	*	*	*	*	*	*	*	*	*	*	*	*	*	*	*	*	*	*	*	*	*	*	*	*	*	*	*	*	*	*	*	*
24/06/2020	18:00	*	*	*	*	*	*	*	*	*	*	*	*	*	*	*	*	*	*	*	*	*	*	*	*	*	*	*	*	*	*	*	*	*	*	*	*	*	*	*	*	*	*	*	*	*	*
24/06/2020	19:00	*	*	*	*	*	*	*	*	*	*	*	*	*	*	*	*	*	*	*	*	*	*	*	*	*	*	*	*	*	*	*	*	*	*	*	*	*	*	*	*	*	*	*	*	*	*
24/06/2020	20:00	*	*	*	*	*	*	*	*	*	*	*	*	*	*	*	*	*	*	*	*	*	*	*	*	*	*	*	*	*	*	*	*	*	*	*	*	*	*	*	*	*	*	*	*	*	*
24/06/2020	21:00	*	*	*	*	*	*	*	*	*	*	*	*	*	*	*	*	*	*	*	*	*	*	*	*	*	*	*	*	*	*	*	*	*	*	*	*	*	*	*	*	*	*	*	*	*	*
24/06/2020	22:00	*	*	*	*	*	*	*	*	*	*	*	*	*	*	*	*	*	*	*	*	*	*	*	*	*	*	*	*	*	*	*	*	*	*	*	*	*	*	*	*	*	*	*	*	*	*
24/06/2020	23:00	*	*	*	*	*	*	*	*	*	*	*	*	*	*	*	*	*	*	*	*	*	*	*	*	*	*	*	*	*	*	*	*	*	*	*	*	*	*	*	*	*	*	*	*	*	*
24 Hr Summary		0	0	0	0	0	0	0	0	0	0	0	0	0	0	0	0	0	0	0	0	0	0	0	0	0	0	0	0	0	0	0	0	0	0	0	0	0	0	0	0	*	*	*	*	*

Incoming Histogram
Alton Rd Facing Alton

from Sun-Mar-15-2020-05-00-AM to Sun-Aug-16-2020-02-59-PM

Date	Starting Hr:min	<5	5 to <10	10 to <15	15 to <20	20 to <25	25 to <30	30 to <35	35 to <40	40 to <45	45 to <50	50 to <55	55 to <60	60 to <65	65 to <70	70 to <75	75 to <80	80 to <85	85 to <90	90 to <95	95 to <100	100 to <105	105 to <110	110 to <115	115 to <120	120 to <125	125 to <130	130 to <135	135 to <140	140 to <145	145 to <150	150 to <155	155 to <160	160 to <165	165 to <170	170 to <175	175 to <180	180 to <185	185 to <190	190 to <195	195 to >200	Total Counts	85pct Speed	10MPH Pace	% in pace	# of Speeders	% Speeders
25/06/2020	00:00	*	*	*	*	*	*	*	*	*	*	*	*	*	*	*	*	*	*	*	*	*	*	*	*	*	*	*	*	*	*	*	*	*	*	*	*	*	*	*	*	*	*	*	*	*	*
25/06/2020	01:00	*	*	*	*	*	*	*	*	*	*	*	*	*	*	*	*	*	*	*	*	*	*	*	*	*	*	*	*	*	*	*	*	*	*	*	*	*	*	*	*	*	*	*	*	*	*
25/06/2020	02:00	*	*	*	*	*	*	*	*	*	*	*	*	*	*	*	*	*	*	*	*	*	*	*	*	*	*	*	*	*	*	*	*	*	*	*	*	*	*	*	*	*	*	*	*	*	*
25/06/2020	03:00	*	*	*	*	*	*	*	*	*	*	*	*	*	*	*	*	*	*	*	*	*	*	*	*	*	*	*	*	*	*	*	*	*	*	*	*	*	*	*	*	*	*	*	*	*	*
25/06/2020	04:00	*	*	*	*	*	*	*	*	*	*	*	*	*	*	*	*	*	*	*	*	*	*	*	*	*	*	*	*	*	*	*	*	*	*	*	*	*	*	*	*	*	*	*	*	*	*
25/06/2020	05:00	*	*	*	*	*	*	*	*	*	*	*	*	*	*	*	*	*	*	*	*	*	*	*	*	*	*	*	*	*	*	*	*	*	*	*	*	*	*	*	*	*	*	*	*	*	*
25/06/2020	06:00	*	*	*	*	*	*	*	*	*	*	*	*	*	*	*	*	*	*	*	*	*	*	*	*	*	*	*	*	*	*	*	*	*	*	*	*	*	*	*	*	*	*	*	*	*	*
25/06/2020	07:00	*	*	*	*	*	*	*	*	*	*	*	*	*	*	*	*	*	*	*	*	*	*	*	*	*	*	*	*	*	*	*	*	*	*	*	*	*	*	*	*	*	*	*	*	*	*
25/06/2020	08:00	*	*	*	*	*	*	*	*	*	*	*	*	*	*	*	*	*	*	*	*	*	*	*	*	*	*	*	*	*	*	*	*	*	*	*	*	*	*	*	*	*	*	*	*	*	*
25/06/2020	09:00	*	*	*	*	*	*	*	*	*	*	*	*	*	*	*	*	*	*	*	*	*	*	*	*	*	*	*	*	*	*	*	*	*	*	*	*	*	*	*	*	*	*	*	*	*	*
25/06/2020	10:00	*	*	*	*	*	*	*	*	*	*	*	*	*	*	*	*	*	*	*	*	*	*	*	*	*	*	*	*	*	*	*	*	*	*	*	*	*	*	*	*	*	*	*	*	*	*
25/06/2020	11:00	*	*	*	*	*	*	*	*	*	*	*	*	*	*	*	*	*	*	*	*	*	*	*	*	*	*	*	*	*	*	*	*	*	*	*	*	*	*	*	*	*	*	*	*	*	*
25/06/2020	12:00	*	*	*	*	*	*	*	*	*	*	*	*	*	*	*	*	*	*	*	*	*	*	*	*	*	*	*	*	*	*	*	*	*	*	*	*	*	*	*	*	*	*	*	*	*	*
25/06/2020	13:00	*	*	*	*	*	*	*	*	*	*	*	*	*	*	*	*	*	*	*	*	*	*	*	*	*	*	*	*	*	*	*	*	*	*	*	*	*	*	*	*	*	*	*	*	*	*
25/06/2020	14:00	*	*	*	*	*	*	*	*	*	*	*	*	*	*	*	*	*	*	*	*	*	*	*	*	*	*	*	*	*	*	*	*	*	*	*	*	*	*	*	*	*	*	*	*	*	*
25/06/2020	15:00	*	*	*	*	*	*	*	*	*	*	*	*	*	*	*	*	*	*	*	*	*	*	*	*	*	*	*	*	*	*	*	*	*	*	*	*	*	*	*	*	*	*	*	*	*	*
25/06/2020	16:00	*	*	*	*	*	*	*	*	*	*	*	*	*	*	*	*	*	*	*	*	*	*	*	*	*	*	*	*	*	*	*	*	*	*	*	*	*	*	*	*	*	*	*	*	*	*
25/06/2020	17:00	*	*	*	*	*	*	*	*	*	*	*	*	*	*	*	*	*	*	*	*	*	*	*	*	*	*	*	*	*	*	*	*	*	*	*	*	*	*	*	*	*	*	*	*	*	*
25/06/2020	18:00	*	*	*	*	*	*	*	*	*	*	*	*	*	*	*	*	*	*	*	*	*	*	*	*	*	*	*	*	*	*	*	*	*	*	*	*	*	*	*	*	*	*	*	*	*	*
25/06/2020	19:00	*	*	*	*	*	*	*	*	*	*	*	*	*	*	*	*	*	*	*	*	*	*	*	*	*	*	*	*	*	*	*	*	*	*	*	*	*	*	*	*	*	*	*	*	*	*
25/06/2020	20:00	*	*	*	*	*	*	*	*	*	*	*	*	*	*	*	*	*	*	*	*	*	*	*	*	*	*	*	*	*	*	*	*	*	*	*	*	*	*	*	*	*	*	*	*	*	*
25/06/2020	21:00	*	*	*	*	*	*	*	*	*	*	*	*	*	*	*	*	*	*	*	*	*	*	*	*	*	*	*	*	*	*	*	*	*	*	*	*	*	*	*	*	*	*	*	*	*	*
25/06/2020	22:00	*	*	*	*	*	*	*	*	*	*	*	*	*	*	*	*	*	*	*	*	*	*	*	*	*	*	*	*	*	*	*	*	*	*	*	*	*	*	*	*	*	*	*	*	*	*
25/06/2020	23:00	*	*	*	*	*	*	*	*	*	*	*	*	*	*	*	*	*	*	*	*	*	*	*	*	*	*	*	*	*	*	*	*	*	*	*	*	*	*	*	*	*	*	*	*	*	*
24 Hr Summary		0	0	0	0	0	0	0	0	0	0	0	0	0	0	0	0	0	0	0	0	0	0	0	0	0	0	0	0	0	0	0	0	0	0	0	0	0	0	0	0	0	*	*	*	*

Incoming Histogram
Alton Rd Facing Alton

from Sun-Mar-15-2020-05-00-AM to Sun-Aug-16-2020-02-59-PM

Date	Starting Hr:min	<5	5 to <10	10 to <15	15 to <20	20 to <25	25 to <30	30 to <35	35 to <40	40 to <45	45 to <50	50 to <55	55 to <60	60 to <65	65 to <70	70 to <75	75 to <80	80 to <85	85 to <90	90 to <95	95 to <100	100 to <105	105 to <110	110 to <115	115 to <120	120 to <125	125 to <130	130 to <135	135 to <140	140 to <145	145 to <150	150 to <155	155 to <160	160 to <165	165 to <170	170 to <175	175 to <180	180 to <185	185 to <190	190 to <195	195 to >200	Total Counts	85pct Speed	10MPH Pace	% in pace	# of Speeders	% Speeders
26/06/2020	00:00	*	*	*	*	*	*	*	*	*	*	*	*	*	*	*	*	*	*	*	*	*	*	*	*	*	*	*	*	*	*	*	*	*	*	*	*	*	*	*	*	*	*	*	*	*	*
26/06/2020	01:00	*	*	*	*	*	*	*	*	*	*	*	*	*	*	*	*	*	*	*	*	*	*	*	*	*	*	*	*	*	*	*	*	*	*	*	*	*	*	*	*	*	*	*	*	*	*
26/06/2020	02:00	*	*	*	*	*	*	*	*	*	*	*	*	*	*	*	*	*	*	*	*	*	*	*	*	*	*	*	*	*	*	*	*	*	*	*	*	*	*	*	*	*	*	*	*	*	*
26/06/2020	03:00	*	*	*	*	*	*	*	*	*	*	*	*	*	*	*	*	*	*	*	*	*	*	*	*	*	*	*	*	*	*	*	*	*	*	*	*	*	*	*	*	*	*	*	*	*	*
26/06/2020	04:00	*	*	*	*	*	*	*	*	*	*	*	*	*	*	*	*	*	*	*	*	*	*	*	*	*	*	*	*	*	*	*	*	*	*	*	*	*	*	*	*	*	*	*	*	*	*
26/06/2020	05:00	*	*	*	*	*	*	*	*	*	*	*	*	*	*	*	*	*	*	*	*	*	*	*	*	*	*	*	*	*	*	*	*	*	*	*	*	*	*	*	*	*	*	*	*	*	*
26/06/2020	06:00	*	*	*	*	*	*	*	*	*	*	*	*	*	*	*	*	*	*	*	*	*	*	*	*	*	*	*	*	*	*	*	*	*	*	*	*	*	*	*	*	*	*	*	*	*	*
26/06/2020	07:00	*	*	*	*	*	*	*	*	*	*	*	*	*	*	*	*	*	*	*	*	*	*	*	*	*	*	*	*	*	*	*	*	*	*	*	*	*	*	*	*	*	*	*	*	*	*
26/06/2020	08:00	*	*	*	*	*	*	*	*	*	*	*	*	*	*	*	*	*	*	*	*	*	*	*	*	*	*	*	*	*	*	*	*	*	*	*	*	*	*	*	*	*	*	*	*	*	*
26/06/2020	09:00	*	*	*	*	*	*	*	*	*	*	*	*	*	*	*	*	*	*	*	*	*	*	*	*	*	*	*	*	*	*	*	*	*	*	*	*	*	*	*	*	*	*	*	*	*	*
26/06/2020	10:00	*	*	*	*	*	*	*	*	*	*	*	*	*	*	*	*	*	*	*	*	*	*	*	*	*	*	*	*	*	*	*	*	*	*	*	*	*	*	*	*	*	*	*	*	*	*
26/06/2020	11:00	*	*	*	*	*	*	*	*	*	*	*	*	*	*	*	*	*	*	*	*	*	*	*	*	*	*	*	*	*	*	*	*	*	*	*	*	*	*	*	*	*	*	*	*	*	*
26/06/2020	12:00	*	*	*	*	*	*	*	*	*	*	*	*	*	*	*	*	*	*	*	*	*	*	*	*	*	*	*	*	*	*	*	*	*	*	*	*	*	*	*	*	*	*	*	*	*	*
26/06/2020	13:00	*	*	*	*	*	*	*	*	*	*	*	*	*	*	*	*	*	*	*	*	*	*	*	*	*	*	*	*	*	*	*	*	*	*	*	*	*	*	*	*	*	*	*	*	*	*
26/06/2020	14:00	*	*	*	*	*	*	*	*	*	*	*	*	*	*	*	*	*	*	*	*	*	*	*	*	*	*	*	*	*	*	*	*	*	*	*	*	*	*	*	*	*	*	*	*	*	*
26/06/2020	15:00	*	*	*	*	*	*	*	*	*	*	*	*	*	*	*	*	*	*	*	*	*	*	*	*	*	*	*	*	*	*	*	*	*	*	*	*	*	*	*	*	*	*	*	*	*	*
26/06/2020	16:00	*	*	*	*	*	*	*	*	*	*	*	*	*	*	*	*	*	*	*	*	*	*	*	*	*	*	*	*	*	*	*	*	*	*	*	*	*	*	*	*	*	*	*	*	*	*
26/06/2020	17:00	*	*	*	*	*	*	*	*	*	*	*	*	*	*	*	*	*	*	*	*	*	*	*	*	*	*	*	*	*	*	*	*	*	*	*	*	*	*	*	*	*	*	*	*	*	*
26/06/2020	18:00	*	*	*	*	*	*	*	*	*	*	*	*	*	*	*	*	*	*	*	*	*	*	*	*	*	*	*	*	*	*	*	*	*	*	*	*	*	*	*	*	*	*	*	*	*	*
26/06/2020	19:00	*	*	*	*	*	*	*	*	*	*	*	*	*	*	*	*	*	*	*	*	*	*	*	*	*	*	*	*	*	*	*	*	*	*	*	*	*	*	*	*	*	*	*	*	*	*
26/06/2020	20:00	*	*	*	*	*	*	*	*	*	*	*	*	*	*	*	*	*	*	*	*	*	*	*	*	*	*	*	*	*	*	*	*	*	*	*	*	*	*	*	*	*	*	*	*	*	*
26/06/2020	21:00	*	*	*	*	*	*	*	*	*	*	*	*	*	*	*	*	*	*	*	*	*	*	*	*	*	*	*	*	*	*	*	*	*	*	*	*	*	*	*	*	*	*	*	*	*	*
26/06/2020	22:00	*	*	*	*	*	*	*	*	*	*	*	*	*	*	*	*	*	*	*	*	*	*	*	*	*	*	*	*	*	*	*	*	*	*	*	*	*	*	*	*	*	*	*	*	*	*
26/06/2020	23:00	*	*	*	*	*	*	*	*	*	*	*	*	*	*	*	*	*	*	*	*	*	*	*	*	*	*	*	*	*	*	*	*	*	*	*	*	*	*	*	*	*	*	*	*	*	*
24 Hr Summary		0	0	0	0	0	0	0	0	0	0	0	0	0	0	0	0	0	0	0	0	0	0	0	0	0	0	0	0	0	0	0	0	0	0	0	0	0	0	0	0	0	*	*	*	*

Incoming Histogram
Alton Rd Facing Alton

from Sun-Mar-15-2020-05-00-AM to Sun-Aug-16-2020-02-59-PM

Date	Starting Hr:min	<5	5 to <10	10 to <15	15 to <20	20 to <25	25 to <30	30 to <35	35 to <40	40 to <45	45 to <50	50 to <55	55 to <60	60 to <65	65 to <70	70 to <75	75 to <80	80 to <85	85 to <90	90 to <95	95 to <100	100 to <105	105 to <110	110 to <115	115 to <120	120 to <125	125 to <130	130 to <135	135 to <140	140 to <145	145 to <150	150 to <155	155 to <160	160 to <165	165 to <170	170 to <175	175 to <180	180 to <185	185 to <190	190 to <195	195 to >200	Total Counts	85pct Speed	10MPH Pace	% in pace	# of Speeders	% Speeders
27/06/2020	00:00	*	*	*	*	*	*	*	*	*	*	*	*	*	*	*	*	*	*	*	*	*	*	*	*	*	*	*	*	*	*	*	*	*	*	*	*	*	*	*	*	*	*	*	*	*	*
27/06/2020	01:00	*	*	*	*	*	*	*	*	*	*	*	*	*	*	*	*	*	*	*	*	*	*	*	*	*	*	*	*	*	*	*	*	*	*	*	*	*	*	*	*	*	*	*	*	*	*
27/06/2020	02:00	*	*	*	*	*	*	*	*	*	*	*	*	*	*	*	*	*	*	*	*	*	*	*	*	*	*	*	*	*	*	*	*	*	*	*	*	*	*	*	*	*	*	*	*	*	*
27/06/2020	03:00	*	*	*	*	*	*	*	*	*	*	*	*	*	*	*	*	*	*	*	*	*	*	*	*	*	*	*	*	*	*	*	*	*	*	*	*	*	*	*	*	*	*	*	*	*	*
27/06/2020	04:00	*	*	*	*	*	*	*	*	*	*	*	*	*	*	*	*	*	*	*	*	*	*	*	*	*	*	*	*	*	*	*	*	*	*	*	*	*	*	*	*	*	*	*	*	*	*
27/06/2020	05:00	*	*	*	*	*	*	*	*	*	*	*	*	*	*	*	*	*	*	*	*	*	*	*	*	*	*	*	*	*	*	*	*	*	*	*	*	*	*	*	*	*	*	*	*	*	*
27/06/2020	06:00	*	*	*	*	*	*	*	*	*	*	*	*	*	*	*	*	*	*	*	*	*	*	*	*	*	*	*	*	*	*	*	*	*	*	*	*	*	*	*	*	*	*	*	*	*	*
27/06/2020	07:00	*	*	*	*	*	*	*	*	*	*	*	*	*	*	*	*	*	*	*	*	*	*	*	*	*	*	*	*	*	*	*	*	*	*	*	*	*	*	*	*	*	*	*	*	*	*
27/06/2020	08:00	*	*	*	*	*	*	*	*	*	*	*	*	*	*	*	*	*	*	*	*	*	*	*	*	*	*	*	*	*	*	*	*	*	*	*	*	*	*	*	*	*	*	*	*	*	*
27/06/2020	09:00	*	*	*	*	*	*	*	*	*	*	*	*	*	*	*	*	*	*	*	*	*	*	*	*	*	*	*	*	*	*	*	*	*	*	*	*	*	*	*	*	*	*	*	*	*	*
27/06/2020	10:00	*	*	*	*	*	*	*	*	*	*	*	*	*	*	*	*	*	*	*	*	*	*	*	*	*	*	*	*	*	*	*	*	*	*	*	*	*	*	*	*	*	*	*	*	*	*
27/06/2020	11:00	*	*	*	*	*	*	*	*	*	*	*	*	*	*	*	*	*	*	*	*	*	*	*	*	*	*	*	*	*	*	*	*	*	*	*	*	*	*	*	*	*	*	*	*	*	*
27/06/2020	12:00	*	*	*	*	*	*	*	*	*	*	*	*	*	*	*	*	*	*	*	*	*	*	*	*	*	*	*	*	*	*	*	*	*	*	*	*	*	*	*	*	*	*	*	*	*	*
27/06/2020	13:00	*	*	*	*	*	*	*	*	*	*	*	*	*	*	*	*	*	*	*	*	*	*	*	*	*	*	*	*	*	*	*	*	*	*	*	*	*	*	*	*	*	*	*	*	*	*
27/06/2020	14:00	*	*	*	*	*	*	*	*	*	*	*	*	*	*	*	*	*	*	*	*	*	*	*	*	*	*	*	*	*	*	*	*	*	*	*	*	*	*	*	*	*	*	*	*	*	*
27/06/2020	15:00	*	*	*	*	*	*	*	*	*	*	*	*	*	*	*	*	*	*	*	*	*	*	*	*	*	*	*	*	*	*	*	*	*	*	*	*	*	*	*	*	*	*	*	*	*	*
27/06/2020	16:00	*	*	*	*	*	*	*	*	*	*	*	*	*	*	*	*	*	*	*	*	*	*	*	*	*	*	*	*	*	*	*	*	*	*	*	*	*	*	*	*	*	*	*	*	*	*
27/06/2020	17:00	*	*	*	*	*	*	*	*	*	*	*	*	*	*	*	*	*	*	*	*	*	*	*	*	*	*	*	*	*	*	*	*	*	*	*	*	*	*	*	*	*	*	*	*	*	*
27/06/2020	18:00	*	*	*	*	*	*	*	*	*	*	*	*	*	*	*	*	*	*	*	*	*	*	*	*	*	*	*	*	*	*	*	*	*	*	*	*	*	*	*	*	*	*	*	*	*	*
27/06/2020	19:00	*	*	*	*	*	*	*	*	*	*	*	*	*	*	*	*	*	*	*	*	*	*	*	*	*	*	*	*	*	*	*	*	*	*	*	*	*	*	*	*	*	*	*	*	*	*
27/06/2020	20:00	*	*	*	*	*	*	*	*	*	*	*	*	*	*	*	*	*	*	*	*	*	*	*	*	*	*	*	*	*	*	*	*	*	*	*	*	*	*	*	*	*	*	*	*	*	*
27/06/2020	21:00	*	*	*	*	*	*	*	*	*	*	*	*	*	*	*	*	*	*	*	*	*	*	*	*	*	*	*	*	*	*	*	*	*	*	*	*	*	*	*	*	*	*	*	*	*	*
27/06/2020	22:00	*	*	*	*	*	*	*	*	*	*	*	*	*	*	*	*	*	*	*	*	*	*	*	*	*	*	*	*	*	*	*	*	*	*	*	*	*	*	*	*	*	*	*	*	*	*
27/06/2020	23:00	*	*	*	*	*	*	*	*	*	*	*	*	*	*	*	*	*	*	*	*	*	*	*	*	*	*	*	*	*	*	*	*	*	*	*	*	*	*	*	*	*	*	*	*	*	*
24 Hr Summary		0	0	0	0	0	0	0	0	0	0	0	0	0	0	0	0	0	0	0	0	0	0	0	0	0	0	0	0	0	0	0	0	0	0	0	0	0	0	0	0	0	*	*	*	*

Incoming Histogram
Alton Rd Facing Alton

from Sun-Mar-15-2020-05-00-AM to Sun-Aug-16-2020-02-59-PM

Date	Starting Hr:min	<5	5 to <10	10 to <15	15 to <20	20 to <25	25 to <30	30 to <35	35 to <40	40 to <45	45 to <50	50 to <55	55 to <60	60 to <65	65 to <70	70 to <75	75 to <80	80 to <85	85 to <90	90 to <95	95 to <100	100 to <105	105 to <110	110 to <115	115 to <120	120 to <125	125 to <130	130 to <135	135 to <140	140 to <145	145 to <150	150 to <155	155 to <160	160 to <165	165 to <170	170 to <175	175 to <180	180 to <185	185 to <190	190 to <195	195 to >200	Total Counts	85pct Speed	10MPH Pace	% in pace	# of Speeders	% Speeders
28/06/2020	00:00	*	*	*	*	*	*	*	*	*	*	*	*	*	*	*	*	*	*	*	*	*	*	*	*	*	*	*	*	*	*	*	*	*	*	*	*	*	*	*	*	*	*	*	*	*	*
28/06/2020	01:00	*	*	*	*	*	*	*	*	*	*	*	*	*	*	*	*	*	*	*	*	*	*	*	*	*	*	*	*	*	*	*	*	*	*	*	*	*	*	*	*	*	*	*	*	*	*
28/06/2020	02:00	*	*	*	*	*	*	*	*	*	*	*	*	*	*	*	*	*	*	*	*	*	*	*	*	*	*	*	*	*	*	*	*	*	*	*	*	*	*	*	*	*	*	*	*	*	*
28/06/2020	03:00	*	*	*	*	*	*	*	*	*	*	*	*	*	*	*	*	*	*	*	*	*	*	*	*	*	*	*	*	*	*	*	*	*	*	*	*	*	*	*	*	*	*	*	*	*	*
28/06/2020	04:00	*	*	*	*	*	*	*	*	*	*	*	*	*	*	*	*	*	*	*	*	*	*	*	*	*	*	*	*	*	*	*	*	*	*	*	*	*	*	*	*	*	*	*	*	*	*
28/06/2020	05:00	*	*	*	*	*	*	*	*	*	*	*	*	*	*	*	*	*	*	*	*	*	*	*	*	*	*	*	*	*	*	*	*	*	*	*	*	*	*	*	*	*	*	*	*	*	*
28/06/2020	06:00	*	*	*	*	*	*	*	*	*	*	*	*	*	*	*	*	*	*	*	*	*	*	*	*	*	*	*	*	*	*	*	*	*	*	*	*	*	*	*	*	*	*	*	*	*	*
28/06/2020	07:00	*	*	*	*	*	*	*	*	*	*	*	*	*	*	*	*	*	*	*	*	*	*	*	*	*	*	*	*	*	*	*	*	*	*	*	*	*	*	*	*	*	*	*	*	*	*
28/06/2020	08:00	*	*	*	*	*	*	*	*	*	*	*	*	*	*	*	*	*	*	*	*	*	*	*	*	*	*	*	*	*	*	*	*	*	*	*	*	*	*	*	*	*	*	*	*	*	*
28/06/2020	09:00	*	*	*	*	*	*	*	*	*	*	*	*	*	*	*	*	*	*	*	*	*	*	*	*	*	*	*	*	*	*	*	*	*	*	*	*	*	*	*	*	*	*	*	*	*	*
28/06/2020	10:00	*	*	*	*	*	*	*	*	*	*	*	*	*	*	*	*	*	*	*	*	*	*	*	*	*	*	*	*	*	*	*	*	*	*	*	*	*	*	*	*	*	*	*	*	*	*
28/06/2020	11:00	*	*	*	*	*	*	*	*	*	*	*	*	*	*	*	*	*	*	*	*	*	*	*	*	*	*	*	*	*	*	*	*	*	*	*	*	*	*	*	*	*	*	*	*	*	*
28/06/2020	12:00	*	*	*	*	*	*	*	*	*	*	*	*	*	*	*	*	*	*	*	*	*	*	*	*	*	*	*	*	*	*	*	*	*	*	*	*	*	*	*	*	*	*	*	*	*	*
28/06/2020	13:00	*	*	*	*	*	*	*	*	*	*	*	*	*	*	*	*	*	*	*	*	*	*	*	*	*	*	*	*	*	*	*	*	*	*	*	*	*	*	*	*	*	*	*	*	*	*
28/06/2020	14:00	*	*	*	*	*	*	*	*	*	*	*	*	*	*	*	*	*	*	*	*	*	*	*	*	*	*	*	*	*	*	*	*	*	*	*	*	*	*	*	*	*	*	*	*	*	*
28/06/2020	15:00	*	*	*	*	*	*	*	*	*	*	*	*	*	*	*	*	*	*	*	*	*	*	*	*	*	*	*	*	*	*	*	*	*	*	*	*	*	*	*	*	*	*	*	*	*	*
28/06/2020	16:00	*	*	*	*	*	*	*	*	*	*	*	*	*	*	*	*	*	*	*	*	*	*	*	*	*	*	*	*	*	*	*	*	*	*	*	*	*	*	*	*	*	*	*	*	*	*
28/06/2020	17:00	*	*	*	*	*	*	*	*	*	*	*	*	*	*	*	*	*	*	*	*	*	*	*	*	*	*	*	*	*	*	*	*	*	*	*	*	*	*	*	*	*	*	*	*	*	*
28/06/2020	18:00	*	*	*	*	*	*	*	*	*	*	*	*	*	*	*	*	*	*	*	*	*	*	*	*	*	*	*	*	*	*	*	*	*	*	*	*	*	*	*	*	*	*	*	*	*	*
28/06/2020	19:00	*	*	*	*	*	*	*	*	*	*	*	*	*	*	*	*	*	*	*	*	*	*	*	*	*	*	*	*	*	*	*	*	*	*	*	*	*	*	*	*	*	*	*	*	*	*
28/06/2020	20:00	*	*	*	*	*	*	*	*	*	*	*	*	*	*	*	*	*	*	*	*	*	*	*	*	*	*	*	*	*	*	*	*	*	*	*	*	*	*	*	*	*	*	*	*	*	*
28/06/2020	21:00	*	*	*	*	*	*	*	*	*	*	*	*	*	*	*	*	*	*	*	*	*	*	*	*	*	*	*	*	*	*	*	*	*	*	*	*	*	*	*	*	*	*	*	*	*	*
28/06/2020	22:00	*	*	*	*	*	*	*	*	*	*	*	*	*	*	*	*	*	*	*	*	*	*	*	*	*	*	*	*	*	*	*	*	*	*	*	*	*	*	*	*	*	*	*	*	*	*
28/06/2020	23:00	*	*	*	*	*	*	*	*	*	*	*	*	*	*	*	*	*	*	*	*	*	*	*	*	*	*	*	*	*	*	*	*	*	*	*	*	*	*	*	*	*	*	*	*	*	*
24 Hr Summary		0	0	0	0	0	0	0	0	0	0	0	0	0	0	0	0	0	0	0	0	0	0	0	0	0	0	0	0	0	0	0	0	0	0	0	0	0	0	0	0	0	*	*	*	*

Incoming Histogram
Alton Rd Facing Alton

from Sun-Mar-15-2020-05-00-AM to Sun-Aug-16-2020-02-59-PM

Date	Starting Hr:min	<5	5 to <10	10 to <15	15 to <20	20 to <25	25 to <30	30 to <35	35 to <40	40 to <45	45 to <50	50 to <55	55 to <60	60 to <65	65 to <70	70 to <75	75 to <80	80 to <85	85 to <90	90 to <95	95 to <100	100 to <105	105 to <110	110 to <115	115 to <120	120 to <125	125 to <130	130 to <135	135 to <140	140 to <145	145 to <150	150 to <155	155 to <160	160 to <165	165 to <170	170 to <175	175 to <180	180 to <185	185 to <190	190 to <195	195 to >200	Total Counts	85pct Speed	10MPH Pace	% in pace	# of Speeders	% Speeders
29/06/2020	00:00	*	*	*	*	*	*	*	*	*	*	*	*	*	*	*	*	*	*	*	*	*	*	*	*	*	*	*	*	*	*	*	*	*	*	*	*	*	*	*	*	*	*	*	*	*	*
29/06/2020	01:00	*	*	*	*	*	*	*	*	*	*	*	*	*	*	*	*	*	*	*	*	*	*	*	*	*	*	*	*	*	*	*	*	*	*	*	*	*	*	*	*	*	*	*	*	*	*
29/06/2020	02:00	*	*	*	*	*	*	*	*	*	*	*	*	*	*	*	*	*	*	*	*	*	*	*	*	*	*	*	*	*	*	*	*	*	*	*	*	*	*	*	*	*	*	*	*	*	*
29/06/2020	03:00	*	*	*	*	*	*	*	*	*	*	*	*	*	*	*	*	*	*	*	*	*	*	*	*	*	*	*	*	*	*	*	*	*	*	*	*	*	*	*	*	*	*	*	*	*	*
29/06/2020	04:00	*	*	*	*	*	*	*	*	*	*	*	*	*	*	*	*	*	*	*	*	*	*	*	*	*	*	*	*	*	*	*	*	*	*	*	*	*	*	*	*	*	*	*	*	*	*
29/06/2020	05:00	*	*	*	*	*	*	*	*	*	*	*	*	*	*	*	*	*	*	*	*	*	*	*	*	*	*	*	*	*	*	*	*	*	*	*	*	*	*	*	*	*	*	*	*	*	*
29/06/2020	06:00	*	*	*	*	*	*	*	*	*	*	*	*	*	*	*	*	*	*	*	*	*	*	*	*	*	*	*	*	*	*	*	*	*	*	*	*	*	*	*	*	*	*	*	*	*	*
29/06/2020	07:00	*	*	*	*	*	*	*	*	*	*	*	*	*	*	*	*	*	*	*	*	*	*	*	*	*	*	*	*	*	*	*	*	*	*	*	*	*	*	*	*	*	*	*	*	*	*
29/06/2020	08:00	*	*	*	*	*	*	*	*	*	*	*	*	*	*	*	*	*	*	*	*	*	*	*	*	*	*	*	*	*	*	*	*	*	*	*	*	*	*	*	*	*	*	*	*	*	*
29/06/2020	09:00	*	*	*	*	*	*	*	*	*	*	*	*	*	*	*	*	*	*	*	*	*	*	*	*	*	*	*	*	*	*	*	*	*	*	*	*	*	*	*	*	*	*	*	*	*	*
29/06/2020	10:00	*	*	*	*	*	*	*	*	*	*	*	*	*	*	*	*	*	*	*	*	*	*	*	*	*	*	*	*	*	*	*	*	*	*	*	*	*	*	*	*	*	*	*	*	*	*
29/06/2020	11:00	*	*	*	*	*	*	*	*	*	*	*	*	*	*	*	*	*	*	*	*	*	*	*	*	*	*	*	*	*	*	*	*	*	*	*	*	*	*	*	*	*	*	*	*	*	*
29/06/2020	12:00	*	*	*	*	*	*	*	*	*	*	*	*	*	*	*	*	*	*	*	*	*	*	*	*	*	*	*	*	*	*	*	*	*	*	*	*	*	*	*	*	*	*	*	*	*	*
29/06/2020	13:00	*	*	*	*	*	*	*	*	*	*	*	*	*	*	*	*	*	*	*	*	*	*	*	*	*	*	*	*	*	*	*	*	*	*	*	*	*	*	*	*	*	*	*	*	*	*
29/06/2020	14:00	*	*	*	*	*	*	*	*	*	*	*	*	*	*	*	*	*	*	*	*	*	*	*	*	*	*	*	*	*	*	*	*	*	*	*	*	*	*	*	*	*	*	*	*	*	*
29/06/2020	15:00	*	*	*	*	*	*	*	*	*	*	*	*	*	*	*	*	*	*	*	*	*	*	*	*	*	*	*	*	*	*	*	*	*	*	*	*	*	*	*	*	*	*	*	*	*	*
29/06/2020	16:00	*	*	*	*	*	*	*	*	*	*	*	*	*	*	*	*	*	*	*	*	*	*	*	*	*	*	*	*	*	*	*	*	*	*	*	*	*	*	*	*	*	*	*	*	*	*
29/06/2020	17:00	*	*	*	*	*	*	*	*	*	*	*	*	*	*	*	*	*	*	*	*	*	*	*	*	*	*	*	*	*	*	*	*	*	*	*	*	*	*	*	*	*	*	*	*	*	*
29/06/2020	18:00	*	*	*	*	*	*	*	*	*	*	*	*	*	*	*	*	*	*	*	*	*	*	*	*	*	*	*	*	*	*	*	*	*	*	*	*	*	*	*	*	*	*	*	*	*	*
29/06/2020	19:00	*	*	*	*	*	*	*	*	*	*	*	*	*	*	*	*	*	*	*	*	*	*	*	*	*	*	*	*	*	*	*	*	*	*	*	*	*	*	*	*	*	*	*	*	*	*
29/06/2020	20:00	*	*	*	*	*	*	*	*	*	*	*	*	*	*	*	*	*	*	*	*	*	*	*	*	*	*	*	*	*	*	*	*	*	*	*	*	*	*	*	*	*	*	*	*	*	*
29/06/2020	21:00	*	*	*	*	*	*	*	*	*	*	*	*	*	*	*	*	*	*	*	*	*	*	*	*	*	*	*	*	*	*	*	*	*	*	*	*	*	*	*	*	*	*	*	*	*	*
29/06/2020	22:00	*	*	*	*	*	*	*	*	*	*	*	*	*	*	*	*	*	*	*	*	*	*	*	*	*	*	*	*	*	*	*	*	*	*	*	*	*	*	*	*	*	*	*	*	*	*
29/06/2020	23:00	*	*	*	*	*	*	*	*	*	*	*	*	*	*	*	*	*	*	*	*	*	*	*	*	*	*	*	*	*	*	*	*	*	*	*	*	*	*	*	*	*	*	*	*	*	*
24 Hr Summary		0	0	0	0	0	0	0	0	0	0	0	0	0	0	0	0	0	0	0	0	0	0	0	0	0	0	0	0	0	0	0	0	0	0	0	0	0	0	0	0	0	*	*	*	*

Incoming Histogram
Alton Rd Facing Alton

from Sun-Mar-15-2020-05-00-AM to Sun-Aug-16-2020-02-59-PM

Date	Starting Hr:min	<5	5 to <10	10 to <15	15 to <20	20 to <25	25 to <30	30 to <35	35 to <40	40 to <45	45 to <50	50 to <55	55 to <60	60 to <65	65 to <70	70 to <75	75 to <80	80 to <85	85 to <90	90 to <95	95 to <100	100 to <105	105 to <110	110 to <115	115 to <120	120 to <125	125 to <130	130 to <135	135 to <140	140 to <145	145 to <150	150 to <155	155 to <160	160 to <165	165 to <170	170 to <175	175 to <180	180 to <185	185 to <190	190 to <195	195 to >200	Total Counts	85pct Speed	10MPH Pace	% in pace	# of Speeders	% Speeders
30/06/2020	00:00	*	*	*	*	*	*	*	*	*	*	*	*	*	*	*	*	*	*	*	*	*	*	*	*	*	*	*	*	*	*	*	*	*	*	*	*	*	*	*	*	*	*	*	*	*	*
30/06/2020	01:00	*	*	*	*	*	*	*	*	*	*	*	*	*	*	*	*	*	*	*	*	*	*	*	*	*	*	*	*	*	*	*	*	*	*	*	*	*	*	*	*	*	*	*	*	*	*
30/06/2020	02:00	*	*	*	*	*	*	*	*	*	*	*	*	*	*	*	*	*	*	*	*	*	*	*	*	*	*	*	*	*	*	*	*	*	*	*	*	*	*	*	*	*	*	*	*	*	*
30/06/2020	03:00	*	*	*	*	*	*	*	*	*	*	*	*	*	*	*	*	*	*	*	*	*	*	*	*	*	*	*	*	*	*	*	*	*	*	*	*	*	*	*	*	*	*	*	*	*	*
30/06/2020	04:00	*	*	*	*	*	*	*	*	*	*	*	*	*	*	*	*	*	*	*	*	*	*	*	*	*	*	*	*	*	*	*	*	*	*	*	*	*	*	*	*	*	*	*	*	*	*
30/06/2020	05:00	*	*	*	*	*	*	*	*	*	*	*	*	*	*	*	*	*	*	*	*	*	*	*	*	*	*	*	*	*	*	*	*	*	*	*	*	*	*	*	*	*	*	*	*	*	*
30/06/2020	06:00	*	*	*	*	*	*	*	*	*	*	*	*	*	*	*	*	*	*	*	*	*	*	*	*	*	*	*	*	*	*	*	*	*	*	*	*	*	*	*	*	*	*	*	*	*	*
30/06/2020	07:00	*	*	*	*	*	*	*	*	*	*	*	*	*	*	*	*	*	*	*	*	*	*	*	*	*	*	*	*	*	*	*	*	*	*	*	*	*	*	*	*	*	*	*	*	*	*
30/06/2020	08:00	*	*	*	*	*	*	*	*	*	*	*	*	*	*	*	*	*	*	*	*	*	*	*	*	*	*	*	*	*	*	*	*	*	*	*	*	*	*	*	*	*	*	*	*	*	*
30/06/2020	09:00	*	*	*	*	*	*	*	*	*	*	*	*	*	*	*	*	*	*	*	*	*	*	*	*	*	*	*	*	*	*	*	*	*	*	*	*	*	*	*	*	*	*	*	*	*	*
30/06/2020	10:00	*	*	*	*	*	*	*	*	*	*	*	*	*	*	*	*	*	*	*	*	*	*	*	*	*	*	*	*	*	*	*	*	*	*	*	*	*	*	*	*	*	*	*	*	*	*
30/06/2020	11:00	*	*	*	*	*	*	*	*	*	*	*	*	*	*	*	*	*	*	*	*	*	*	*	*	*	*	*	*	*	*	*	*	*	*	*	*	*	*	*	*	*	*	*	*	*	*
30/06/2020	12:00	*	*	*	*	*	*	*	*	*	*	*	*	*	*	*	*	*	*	*	*	*	*	*	*	*	*	*	*	*	*	*	*	*	*	*	*	*	*	*	*	*	*	*	*	*	*
30/06/2020	13:00	*	*	*	*	*	*	*	*	*	*	*	*	*	*	*	*	*	*	*	*	*	*	*	*	*	*	*	*	*	*	*	*	*	*	*	*	*	*	*	*	*	*	*	*	*	*
30/06/2020	14:00	*	*	*	*	*	*	*	*	*	*	*	*	*	*	*	*	*	*	*	*	*	*	*	*	*	*	*	*	*	*	*	*	*	*	*	*	*	*	*	*	*	*	*	*	*	*
30/06/2020	15:00	*	*	*	*	*	*	*	*	*	*	*	*	*	*	*	*	*	*	*	*	*	*	*	*	*	*	*	*	*	*	*	*	*	*	*	*	*	*	*	*	*	*	*	*	*	*
30/06/2020	16:00	*	*	*	*	*	*	*	*	*	*	*	*	*	*	*	*	*	*	*	*	*	*	*	*	*	*	*	*	*	*	*	*	*	*	*	*	*	*	*	*	*	*	*	*	*	*
30/06/2020	17:00	*	*	*	*	*	*	*	*	*	*	*	*	*	*	*	*	*	*	*	*	*	*	*	*	*	*	*	*	*	*	*	*	*	*	*	*	*	*	*	*	*	*	*	*	*	*
30/06/2020	18:00	*	*	*	*	*	*	*	*	*	*	*	*	*	*	*	*	*	*	*	*	*	*	*	*	*	*	*	*	*	*	*	*	*	*	*	*	*	*	*	*	*	*	*	*	*	*
30/06/2020	19:00	*	*	*	*	*	*	*	*	*	*	*	*	*	*	*	*	*	*	*	*	*	*	*	*	*	*	*	*	*	*	*	*	*	*	*	*	*	*	*	*	*	*	*	*	*	*
30/06/2020	20:00	*	*	*	*	*	*	*	*	*	*	*	*	*	*	*	*	*	*	*	*	*	*	*	*	*	*	*	*	*	*	*	*	*	*	*	*	*	*	*	*	*	*	*	*	*	*
30/06/2020	21:00	*	*	*	*	*	*	*	*	*	*	*	*	*	*	*	*	*	*	*	*	*	*	*	*	*	*	*	*	*	*	*	*	*	*	*	*	*	*	*	*	*	*	*	*	*	*
30/06/2020	22:00	*	*	*	*	*	*	*	*	*	*	*	*	*	*	*	*	*	*	*	*	*	*	*	*	*	*	*	*	*	*	*	*	*	*	*	*	*	*	*	*	*	*	*	*	*	*
30/06/2020	23:00	*	*	*	*	*	*	*	*	*	*	*	*	*	*	*	*	*	*	*	*	*	*	*	*	*	*	*	*	*	*	*	*	*	*	*	*	*	*	*	*	*	*	*	*	*	*
24 Hr Summary		0	0	0	0	0	0	0	0	0	0	0	0	0	0	0	0	0	0	0	0	0	0	0	0	0	0	0	0	0	0	0	0	0	0	0	0	0	0	0	0	0	*	*	*	*

Incoming Histogram
Alton Rd Facing Alton

from Sun-Mar-15-2020-05-00-AM to Sun-Aug-16-2020-02-59-PM

Date	Starting Hr:min	<5	5 to <10	10 to <15	15 to <20	20 to <25	25 to <30	30 to <35	35 to <40	40 to <45	45 to <50	50 to <55	55 to <60	60 to <65	65 to <70	70 to <75	75 to <80	80 to <85	85 to <90	90 to <95	95 to <100	100 to <105	105 to <110	110 to <115	115 to <120	120 to <125	125 to <130	130 to <135	135 to <140	140 to <145	145 to <150	150 to <155	155 to <160	160 to <165	165 to <170	170 to <175	175 to <180	180 to <185	185 to <190	190 to <195	195 to >200	Total Counts	85pct Speed	10MPH Pace	% in pace	# of Speeders	% Speeders
01/07/2020	00:00	*	*	*	*	*	*	*	*	*	*	*	*	*	*	*	*	*	*	*	*	*	*	*	*	*	*	*	*	*	*	*	*	*	*	*	*	*	*	*	*	*	*	*	*	*	*
01/07/2020	01:00	*	*	*	*	*	*	*	*	*	*	*	*	*	*	*	*	*	*	*	*	*	*	*	*	*	*	*	*	*	*	*	*	*	*	*	*	*	*	*	*	*	*	*	*	*	*
01/07/2020	02:00	*	*	*	*	*	*	*	*	*	*	*	*	*	*	*	*	*	*	*	*	*	*	*	*	*	*	*	*	*	*	*	*	*	*	*	*	*	*	*	*	*	*	*	*	*	*
01/07/2020	03:00	*	*	*	*	*	*	*	*	*	*	*	*	*	*	*	*	*	*	*	*	*	*	*	*	*	*	*	*	*	*	*	*	*	*	*	*	*	*	*	*	*	*	*	*	*	*
01/07/2020	04:00	*	*	*	*	*	*	*	*	*	*	*	*	*	*	*	*	*	*	*	*	*	*	*	*	*	*	*	*	*	*	*	*	*	*	*	*	*	*	*	*	*	*	*	*	*	*
01/07/2020	05:00	*	*	*	*	*	*	*	*	*	*	*	*	*	*	*	*	*	*	*	*	*	*	*	*	*	*	*	*	*	*	*	*	*	*	*	*	*	*	*	*	*	*	*	*	*	*
01/07/2020	06:00	*	*	*	*	*	*	*	*	*	*	*	*	*	*	*	*	*	*	*	*	*	*	*	*	*	*	*	*	*	*	*	*	*	*	*	*	*	*	*	*	*	*	*	*	*	*
01/07/2020	07:00	*	*	*	*	*	*	*	*	*	*	*	*	*	*	*	*	*	*	*	*	*	*	*	*	*	*	*	*	*	*	*	*	*	*	*	*	*	*	*	*	*	*	*	*	*	*
01/07/2020	08:00	*	*	*	*	*	*	*	*	*	*	*	*	*	*	*	*	*	*	*	*	*	*	*	*	*	*	*	*	*	*	*	*	*	*	*	*	*	*	*	*	*	*	*	*	*	*
01/07/2020	09:00	*	*	*	*	*	*	*	*	*	*	*	*	*	*	*	*	*	*	*	*	*	*	*	*	*	*	*	*	*	*	*	*	*	*	*	*	*	*	*	*	*	*	*	*	*	*
01/07/2020	10:00	*	*	*	*	*	*	*	*	*	*	*	*	*	*	*	*	*	*	*	*	*	*	*	*	*	*	*	*	*	*	*	*	*	*	*	*	*	*	*	*	*	*	*	*	*	*
01/07/2020	11:00	*	*	*	*	*	*	*	*	*	*	*	*	*	*	*	*	*	*	*	*	*	*	*	*	*	*	*	*	*	*	*	*	*	*	*	*	*	*	*	*	*	*	*	*	*	*
01/07/2020	12:00	*	*	*	*	*	*	*	*	*	*	*	*	*	*	*	*	*	*	*	*	*	*	*	*	*	*	*	*	*	*	*	*	*	*	*	*	*	*	*	*	*	*	*	*	*	*
01/07/2020	13:00	*	*	*	*	*	*	*	*	*	*	*	*	*	*	*	*	*	*	*	*	*	*	*	*	*	*	*	*	*	*	*	*	*	*	*	*	*	*	*	*	*	*	*	*	*	*
01/07/2020	14:00	*	*	*	*	*	*	*	*	*	*	*	*	*	*	*	*	*	*	*	*	*	*	*	*	*	*	*	*	*	*	*	*	*	*	*	*	*	*	*	*	*	*	*	*	*	*
01/07/2020	15:00	*	*	*	*	*	*	*	*	*	*	*	*	*	*	*	*	*	*	*	*	*	*	*	*	*	*	*	*	*	*	*	*	*	*	*	*	*	*	*	*	*	*	*	*	*	*
01/07/2020	16:00	*	*	*	*	*	*	*	*	*	*	*	*	*	*	*	*	*	*	*	*	*	*	*	*	*	*	*	*	*	*	*	*	*	*	*	*	*	*	*	*	*	*	*	*	*	*
01/07/2020	17:00	*	*	*	*	*	*	*	*	*	*	*	*	*	*	*	*	*	*	*	*	*	*	*	*	*	*	*	*	*	*	*	*	*	*	*	*	*	*	*	*	*	*	*	*	*	*
01/07/2020	18:00	*	*	*	*	*	*	*	*	*	*	*	*	*	*	*	*	*	*	*	*	*	*	*	*	*	*	*	*	*	*	*	*	*	*	*	*	*	*	*	*	*	*	*	*	*	*
01/07/2020	19:00	*	*	*	*	*	*	*	*	*	*	*	*	*	*	*	*	*	*	*	*	*	*	*	*	*	*	*	*	*	*	*	*	*	*	*	*	*	*	*	*	*	*	*	*	*	*
01/07/2020	20:00	*	*	*	*	*	*	*	*	*	*	*	*	*	*	*	*	*	*	*	*	*	*	*	*	*	*	*	*	*	*	*	*	*	*	*	*	*	*	*	*	*	*	*	*	*	*
01/07/2020	21:00	*	*	*	*	*	*	*	*	*	*	*	*	*	*	*	*	*	*	*	*	*	*	*	*	*	*	*	*	*	*	*	*	*	*	*	*	*	*	*	*	*	*	*	*	*	*
01/07/2020	22:00	*	*	*	*	*	*	*	*	*	*	*	*	*	*	*	*	*	*	*	*	*	*	*	*	*	*	*	*	*	*	*	*	*	*	*	*	*	*	*	*	*	*	*	*	*	*
01/07/2020	23:00	*	*	*	*	*	*	*	*	*	*	*	*	*	*	*	*	*	*	*	*	*	*	*	*	*	*	*	*	*	*	*	*	*	*	*	*	*	*	*	*	*	*	*	*	*	*
24 Hr Summary		0	0	0	0	0	0	0	0	0	0	0	0	0	0	0	0	0	0	0	0	0	0	0	0	0	0	0	0	0	0	0	0	0	0	0	0	0	0	0	0	0	*	*	*	*

Incoming Histogram
Alton Rd Facing Alton

from Sun-Mar-15-2020-05-00-AM to Sun-Aug-16-2020-02-59-PM

Date	Starting Hr:min	<5	5 to <10	10 to <15	15 to <20	20 to <25	25 to <30	30 to <35	35 to <40	40 to <45	45 to <50	50 to <55	55 to <60	60 to <65	65 to <70	70 to <75	75 to <80	80 to <85	85 to <90	90 to <95	95 to <100	100 to <105	105 to <110	110 to <115	115 to <120	120 to <125	125 to <130	130 to <135	135 to <140	140 to <145	145 to <150	150 to <155	155 to <160	160 to <165	165 to <170	170 to <175	175 to <180	180 to <185	185 to <190	190 to <195	195 to >200	Total Counts	85pct Speed	10MPH Pace	% in pace	# of Speeders	% Speeders
02/07/2020	00:00	*	*	*	*	*	*	*	*	*	*	*	*	*	*	*	*	*	*	*	*	*	*	*	*	*	*	*	*	*	*	*	*	*	*	*	*	*	*	*	*	*	*	*	*	*	*
02/07/2020	01:00	*	*	*	*	*	*	*	*	*	*	*	*	*	*	*	*	*	*	*	*	*	*	*	*	*	*	*	*	*	*	*	*	*	*	*	*	*	*	*	*	*	*	*	*	*	*
02/07/2020	02:00	*	*	*	*	*	*	*	*	*	*	*	*	*	*	*	*	*	*	*	*	*	*	*	*	*	*	*	*	*	*	*	*	*	*	*	*	*	*	*	*	*	*	*	*	*	*
02/07/2020	03:00	*	*	*	*	*	*	*	*	*	*	*	*	*	*	*	*	*	*	*	*	*	*	*	*	*	*	*	*	*	*	*	*	*	*	*	*	*	*	*	*	*	*	*	*	*	*
02/07/2020	04:00	*	*	*	*	*	*	*	*	*	*	*	*	*	*	*	*	*	*	*	*	*	*	*	*	*	*	*	*	*	*	*	*	*	*	*	*	*	*	*	*	*	*	*	*	*	*
02/07/2020	05:00	*	*	*	*	*	*	*	*	*	*	*	*	*	*	*	*	*	*	*	*	*	*	*	*	*	*	*	*	*	*	*	*	*	*	*	*	*	*	*	*	*	*	*	*	*	*
02/07/2020	06:00	*	*	*	*	*	*	*	*	*	*	*	*	*	*	*	*	*	*	*	*	*	*	*	*	*	*	*	*	*	*	*	*	*	*	*	*	*	*	*	*	*	*	*	*	*	*
02/07/2020	07:00	*	*	*	*	*	*	*	*	*	*	*	*	*	*	*	*	*	*	*	*	*	*	*	*	*	*	*	*	*	*	*	*	*	*	*	*	*	*	*	*	*	*	*	*	*	*
02/07/2020	08:00	*	*	*	*	*	*	*	*	*	*	*	*	*	*	*	*	*	*	*	*	*	*	*	*	*	*	*	*	*	*	*	*	*	*	*	*	*	*	*	*	*	*	*	*	*	*
02/07/2020	09:00	*	*	*	*	*	*	*	*	*	*	*	*	*	*	*	*	*	*	*	*	*	*	*	*	*	*	*	*	*	*	*	*	*	*	*	*	*	*	*	*	*	*	*	*	*	*
02/07/2020	10:00	*	*	*	*	*	*	*	*	*	*	*	*	*	*	*	*	*	*	*	*	*	*	*	*	*	*	*	*	*	*	*	*	*	*	*	*	*	*	*	*	*	*	*	*	*	*
02/07/2020	11:00	*	*	*	*	*	*	*	*	*	*	*	*	*	*	*	*	*	*	*	*	*	*	*	*	*	*	*	*	*	*	*	*	*	*	*	*	*	*	*	*	*	*	*	*	*	*
02/07/2020	12:00	*	*	*	*	*	*	*	*	*	*	*	*	*	*	*	*	*	*	*	*	*	*	*	*	*	*	*	*	*	*	*	*	*	*	*	*	*	*	*	*	*	*	*	*	*	*
02/07/2020	13:00	*	*	*	*	*	*	*	*	*	*	*	*	*	*	*	*	*	*	*	*	*	*	*	*	*	*	*	*	*	*	*	*	*	*	*	*	*	*	*	*	*	*	*	*	*	*
02/07/2020	14:00	*	*	*	*	*	*	*	*	*	*	*	*	*	*	*	*	*	*	*	*	*	*	*	*	*	*	*	*	*	*	*	*	*	*	*	*	*	*	*	*	*	*	*	*	*	*
02/07/2020	15:00	*	*	*	*	*	*	*	*	*	*	*	*	*	*	*	*	*	*	*	*	*	*	*	*	*	*	*	*	*	*	*	*	*	*	*	*	*	*	*	*	*	*	*	*	*	*
02/07/2020	16:00	*	*	*	*	*	*	*	*	*	*	*	*	*	*	*	*	*	*	*	*	*	*	*	*	*	*	*	*	*	*	*	*	*	*	*	*	*	*	*	*	*	*	*	*	*	*
02/07/2020	17:00	*	*	*	*	*	*	*	*	*	*	*	*	*	*	*	*	*	*	*	*	*	*	*	*	*	*	*	*	*	*	*	*	*	*	*	*	*	*	*	*	*	*	*	*	*	*
02/07/2020	18:00	*	*	*	*	*	*	*	*	*	*	*	*	*	*	*	*	*	*	*	*	*	*	*	*	*	*	*	*	*	*	*	*	*	*	*	*	*	*	*	*	*	*	*	*	*	*
02/07/2020	19:00	*	*	*	*	*	*	*	*	*	*	*	*	*	*	*	*	*	*	*	*	*	*	*	*	*	*	*	*	*	*	*	*	*	*	*	*	*	*	*	*	*	*	*	*	*	*
02/07/2020	20:00	*	*	*	*	*	*	*	*	*	*	*	*	*	*	*	*	*	*	*	*	*	*	*	*	*	*	*	*	*	*	*	*	*	*	*	*	*	*	*	*	*	*	*	*	*	*
02/07/2020	21:00	*	*	*	*	*	*	*	*	*	*	*	*	*	*	*	*	*	*	*	*	*	*	*	*	*	*	*	*	*	*	*	*	*	*	*	*	*	*	*	*	*	*	*	*	*	*
02/07/2020	22:00	*	*	*	*	*	*	*	*	*	*	*	*	*	*	*	*	*	*	*	*	*	*	*	*	*	*	*	*	*	*	*	*	*	*	*	*	*	*	*	*	*	*	*	*	*	*
02/07/2020	23:00	*	*	*	*	*	*	*	*	*	*	*	*	*	*	*	*	*	*	*	*	*	*	*	*	*	*	*	*	*	*	*	*	*	*	*	*	*	*	*	*	*	*	*	*	*	*
24 Hr Summary		0	0	0	0	0	0	0	0	0	0	0	0	0	0	0	0	0	0	0	0	0	0	0	0	0	0	0	0	0	0	0	0	0	0	0	0	0	0	0	0	0	*	*	*	*

Incoming Histogram
Alton Rd Facing Alton

from Sun-Mar-15-2020-05-00-AM to Sun-Aug-16-2020-02-59-PM

Date	Starting Hr:min	<5	5 to <10	10 to <15	15 to <20	20 to <25	25 to <30	30 to <35	35 to <40	40 to <45	45 to <50	50 to <55	55 to <60	60 to <65	65 to <70	70 to <75	75 to <80	80 to <85	85 to <90	90 to <95	95 to <100	100 to <105	105 to <110	110 to <115	115 to <120	120 to <125	125 to <130	130 to <135	135 to <140	140 to <145	145 to <150	150 to <155	155 to <160	160 to <165	165 to <170	170 to <175	175 to <180	180 to <185	185 to <190	190 to <195	195 to >200	Total Counts	85pct Speed	10MPH Pace	% in pace	# of Speeders	% Speeders
03/07/2020	00:00	*	*	*	*	*	*	*	*	*	*	*	*	*	*	*	*	*	*	*	*	*	*	*	*	*	*	*	*	*	*	*	*	*	*	*	*	*	*	*	*	*	*	*	*	*	*
03/07/2020	01:00	*	*	*	*	*	*	*	*	*	*	*	*	*	*	*	*	*	*	*	*	*	*	*	*	*	*	*	*	*	*	*	*	*	*	*	*	*	*	*	*	*	*	*	*	*	*
03/07/2020	02:00	*	*	*	*	*	*	*	*	*	*	*	*	*	*	*	*	*	*	*	*	*	*	*	*	*	*	*	*	*	*	*	*	*	*	*	*	*	*	*	*	*	*	*	*	*	*
03/07/2020	03:00	*	*	*	*	*	*	*	*	*	*	*	*	*	*	*	*	*	*	*	*	*	*	*	*	*	*	*	*	*	*	*	*	*	*	*	*	*	*	*	*	*	*	*	*	*	*
03/07/2020	04:00	*	*	*	*	*	*	*	*	*	*	*	*	*	*	*	*	*	*	*	*	*	*	*	*	*	*	*	*	*	*	*	*	*	*	*	*	*	*	*	*	*	*	*	*	*	*
03/07/2020	05:00	*	*	*	*	*	*	*	*	*	*	*	*	*	*	*	*	*	*	*	*	*	*	*	*	*	*	*	*	*	*	*	*	*	*	*	*	*	*	*	*	*	*	*	*	*	*
03/07/2020	06:00	*	*	*	*	*	*	*	*	*	*	*	*	*	*	*	*	*	*	*	*	*	*	*	*	*	*	*	*	*	*	*	*	*	*	*	*	*	*	*	*	*	*	*	*	*	*
03/07/2020	07:00	*	*	*	*	*	*	*	*	*	*	*	*	*	*	*	*	*	*	*	*	*	*	*	*	*	*	*	*	*	*	*	*	*	*	*	*	*	*	*	*	*	*	*	*	*	*
03/07/2020	08:00	*	*	*	*	*	*	*	*	*	*	*	*	*	*	*	*	*	*	*	*	*	*	*	*	*	*	*	*	*	*	*	*	*	*	*	*	*	*	*	*	*	*	*	*	*	*
03/07/2020	09:00	*	*	*	*	*	*	*	*	*	*	*	*	*	*	*	*	*	*	*	*	*	*	*	*	*	*	*	*	*	*	*	*	*	*	*	*	*	*	*	*	*	*	*	*	*	*
03/07/2020	10:00	*	*	*	*	*	*	*	*	*	*	*	*	*	*	*	*	*	*	*	*	*	*	*	*	*	*	*	*	*	*	*	*	*	*	*	*	*	*	*	*	*	*	*	*	*	*
03/07/2020	11:00	*	*	*	*	*	*	*	*	*	*	*	*	*	*	*	*	*	*	*	*	*	*	*	*	*	*	*	*	*	*	*	*	*	*	*	*	*	*	*	*	*	*	*	*	*	*
03/07/2020	12:00	*	*	*	*	*	*	*	*	*	*	*	*	*	*	*	*	*	*	*	*	*	*	*	*	*	*	*	*	*	*	*	*	*	*	*	*	*	*	*	*	*	*	*	*	*	*
03/07/2020	13:00	*	*	*	*	*	*	*	*	*	*	*	*	*	*	*	*	*	*	*	*	*	*	*	*	*	*	*	*	*	*	*	*	*	*	*	*	*	*	*	*	*	*	*	*	*	*
03/07/2020	14:00	*	*	*	*	*	*	*	*	*	*	*	*	*	*	*	*	*	*	*	*	*	*	*	*	*	*	*	*	*	*	*	*	*	*	*	*	*	*	*	*	*	*	*	*	*	*
03/07/2020	15:00	*	*	*	*	*	*	*	*	*	*	*	*	*	*	*	*	*	*	*	*	*	*	*	*	*	*	*	*	*	*	*	*	*	*	*	*	*	*	*	*	*	*	*	*	*	*
03/07/2020	16:00	*	*	*	*	*	*	*	*	*	*	*	*	*	*	*	*	*	*	*	*	*	*	*	*	*	*	*	*	*	*	*	*	*	*	*	*	*	*	*	*	*	*	*	*	*	*
03/07/2020	17:00	*	*	*	*	*	*	*	*	*	*	*	*	*	*	*	*	*	*	*	*	*	*	*	*	*	*	*	*	*	*	*	*	*	*	*	*	*	*	*	*	*	*	*	*	*	*
03/07/2020	18:00	*	*	*	*	*	*	*	*	*	*	*	*	*	*	*	*	*	*	*	*	*	*	*	*	*	*	*	*	*	*	*	*	*	*	*	*	*	*	*	*	*	*	*	*	*	*
03/07/2020	19:00	*	*	*	*	*	*	*	*	*	*	*	*	*	*	*	*	*	*	*	*	*	*	*	*	*	*	*	*	*	*	*	*	*	*	*	*	*	*	*	*	*	*	*	*	*	*
03/07/2020	20:00	*	*	*	*	*	*	*	*	*	*	*	*	*	*	*	*	*	*	*	*	*	*	*	*	*	*	*	*	*	*	*	*	*	*	*	*	*	*	*	*	*	*	*	*	*	*
03/07/2020	21:00	*	*	*	*	*	*	*	*	*	*	*	*	*	*	*	*	*	*	*	*	*	*	*	*	*	*	*	*	*	*	*	*	*	*	*	*	*	*	*	*	*	*	*	*	*	*
03/07/2020	22:00	*	*	*	*	*	*	*	*	*	*	*	*	*	*	*	*	*	*	*	*	*	*	*	*	*	*	*	*	*	*	*	*	*	*	*	*	*	*	*	*	*	*	*	*	*	*
03/07/2020	23:00	*	*	*	*	*	*	*	*	*	*	*	*	*	*	*	*	*	*	*	*	*	*	*	*	*	*	*	*	*	*	*	*	*	*	*	*	*	*	*	*	*	*	*	*	*	*
24 Hr Summary		0	0	0	0	0	0	0	0	0	0	0	0	0	0	0	0	0	0	0	0	0	0	0	0	0	0	0	0	0	0	0	0	0	0	0	0	0	0	0	0	0	*	*	*	*

Incoming Histogram
Alton Rd Facing Alton

from Sun-Mar-15-2020-05-00-AM to Sun-Aug-16-2020-02-59-PM

Date	Starting Hr:min	<5	5 to <10	10 to <15	15 to <20	20 to <25	25 to <30	30 to <35	35 to <40	40 to <45	45 to <50	50 to <55	55 to <60	60 to <65	65 to <70	70 to <75	75 to <80	80 to <85	85 to <90	90 to <95	95 to <100	100 to <105	105 to <110	110 to <115	115 to <120	120 to <125	125 to <130	130 to <135	135 to <140	140 to <145	145 to <150	150 to <155	155 to <160	160 to <165	165 to <170	170 to <175	175 to <180	180 to <185	185 to <190	190 to <195	195 to >200	Total Counts	85pct Speed	10MPH Pace	% in pace	# of Speeders	% Speeders
04/07/2020	00:00	*	*	*	*	*	*	*	*	*	*	*	*	*	*	*	*	*	*	*	*	*	*	*	*	*	*	*	*	*	*	*	*	*	*	*	*	*	*	*	*	*	*	*	*	*	*
04/07/2020	01:00	*	*	*	*	*	*	*	*	*	*	*	*	*	*	*	*	*	*	*	*	*	*	*	*	*	*	*	*	*	*	*	*	*	*	*	*	*	*	*	*	*	*	*	*	*	*
04/07/2020	02:00	*	*	*	*	*	*	*	*	*	*	*	*	*	*	*	*	*	*	*	*	*	*	*	*	*	*	*	*	*	*	*	*	*	*	*	*	*	*	*	*	*	*	*	*	*	*
04/07/2020	03:00	*	*	*	*	*	*	*	*	*	*	*	*	*	*	*	*	*	*	*	*	*	*	*	*	*	*	*	*	*	*	*	*	*	*	*	*	*	*	*	*	*	*	*	*	*	*
04/07/2020	04:00	*	*	*	*	*	*	*	*	*	*	*	*	*	*	*	*	*	*	*	*	*	*	*	*	*	*	*	*	*	*	*	*	*	*	*	*	*	*	*	*	*	*	*	*	*	*
04/07/2020	05:00	*	*	*	*	*	*	*	*	*	*	*	*	*	*	*	*	*	*	*	*	*	*	*	*	*	*	*	*	*	*	*	*	*	*	*	*	*	*	*	*	*	*	*	*	*	*
04/07/2020	06:00	*	*	*	*	*	*	*	*	*	*	*	*	*	*	*	*	*	*	*	*	*	*	*	*	*	*	*	*	*	*	*	*	*	*	*	*	*	*	*	*	*	*	*	*	*	*
04/07/2020	07:00	*	*	*	*	*	*	*	*	*	*	*	*	*	*	*	*	*	*	*	*	*	*	*	*	*	*	*	*	*	*	*	*	*	*	*	*	*	*	*	*	*	*	*	*	*	*
04/07/2020	08:00	*	*	*	*	*	*	*	*	*	*	*	*	*	*	*	*	*	*	*	*	*	*	*	*	*	*	*	*	*	*	*	*	*	*	*	*	*	*	*	*	*	*	*	*	*	*
04/07/2020	09:00	*	*	*	*	*	*	*	*	*	*	*	*	*	*	*	*	*	*	*	*	*	*	*	*	*	*	*	*	*	*	*	*	*	*	*	*	*	*	*	*	*	*	*	*	*	*
04/07/2020	10:00	*	*	*	*	*	*	*	*	*	*	*	*	*	*	*	*	*	*	*	*	*	*	*	*	*	*	*	*	*	*	*	*	*	*	*	*	*	*	*	*	*	*	*	*	*	*
04/07/2020	11:00	0	0	0	5	12	23	16	11	4	2	0	0	0	0	0	0	0	0	0	0	0	0	0	0	0	0	0	0	0	0	0	0	0	0	0	0	0	0	0	73	37.7	25 to 35	69.9	33	45.2
04/07/2020	12:00	0	1	6	5	30	74	74	31	18	6	0	0	0	0	0	0	0	0	0	0	0	0	0	0	0	0	0	0	0	0	0	0	0	0	0	0	0	0	0	245	37.9	30 to 40	73.1	129	52.7
04/07/2020	13:00	0	4	10	13	27	68	63	39	18	5	0	0	0	0	0	0	0	0	0	0	0	0	0	0	0	0	0	0	0	0	0	0	0	0	0	0	0	0	0	247	38.2	30 to 40	68.8	125	50.6
04/07/2020	14:00	0	0	4	14	32	68	55	36	14	1	0	0	0	0	0	0	0	0	0	0	0	0	0	0	0	0	0	0	0	0	0	0	0	0	0	0	0	0	0	224	37.4	30 to 40	71.0	106	47.3
04/07/2020	15:00	0	0	3	8	32	67	71	42	18	5	1	0	0	0	0	0	0	0	0	0	0	0	0	0	0	0	0	0	0	0	0	0	0	0	0	0	0	0	0	247	38.5	30 to 40	72.9	137	55.5
04/07/2020	16:00	0	0	0	1	19	68	53	47	15	8	1	0	0	0	0	0	0	0	0	0	0	0	0	0	0	0	0	0	0	0	0	0	0	0	0	0	0	0	0	212	39.1	30 to 40	79.2	124	58.5
04/07/2020	17:00	0	0	10	4	8	44	47	28	18	5	0	0	0	0	0	0	0	0	0	0	0	0	0	0	0	0	0	0	0	0	0	0	0	0	0	0	0	0	0	164	39.6	30 to 40	72.6	98	59.8
04/07/2020	18:00	0	0	0	3	1	36	27	32	14	6	2	1	0	0	0	0	0	0	0	0	0	0	0	0	0	0	0	0	0	0	0	0	0	0	0	0	0	0	0	122	41.8	30 to 40	77.9	82	67.2
04/07/2020	19:00	0	0	1	1	7	21	14	21	8	4	2	0	0	0	0	0	0	0	0	0	0	0	0	0	0	0	0	0	0	0	0	0	0	0	0	0	0	0	0	79	41.2	30 to 40	70.9	49	62.0
04/07/2020	20:00	0	0	0	0	2	10	9	7	6	3	2	0	0	0	0	0	0	0	0	0	0	0	0	0	0	0	0	0	0	0	0	0	0	0	0	0	0	0	0	39	44.2	30 to 40	66.7	27	69.2
04/07/2020	21:00	0	0	0	1	3	6	14	12	6	1	0	0	0	0	0	0	0	0	0	0	0	0	0	0	0	0	0	0	0	0	0	0	0	0	0	0	0	0	0	43	40.8	30 to 40	74.4	33	76.7
04/07/2020	22:00	0	0	0	0	5	6	5	9	2	3	0	0	0	0	0	0	0	0	0	0	0	0	0	0	0	0	0	0	0	0	0	0	0	0	0	0	0	0	0	30	42.5	30 to 40	66.7	19	63.3
04/07/2020	23:00	0	0	0	0	0	3	4	5	5	1	0	2	0	0	0	0	0	0	0	0	0	0	0	0	0	0	0	0	0	0	0	0	0	0	0	0	0	0	0	20	45	35 to 45	70.0	17	85.0
24 Hr Summary		0	5	34	55	178	494	452	320	146	50	8	3	0	0	0	0	0	0	0	0	0	0	0	0	0	0	0	0	0	0	0	0	0	0	0	0	0	0	0	1745	39.1	30 to 40	72.6	979	56.1

Incoming Histogram
Alton Rd Facing Alton

from Sun-Mar-15-2020-05-00-AM to Sun-Aug-16-2020-02-59-PM

Date	Starting Hr:min	<5	5 to <10	10 to <15	15 to <20	20 to <25	25 to <30	30 to <35	35 to <40	40 to <45	45 to <50	50 to <55	55 to <60	60 to <65	65 to <70	70 to <75	75 to <80	80 to <85	85 to <90	90 to <95	95 to <100	100 to <105	105 to <110	110 to <115	115 to <120	120 to <125	125 to <130	130 to <135	135 to <140	140 to <145	145 to <150	150 to <155	155 to <160	160 to <165	165 to <170	170 to <175	175 to <180	180 to <185	185 to <190	190 to <195	195 to >200	Total Counts	85pct Speed	10MPH Pace	% in pace	# of Speeders	% Speeders
05/07/2020	00:00	0	0	0	0	0	2	3	2	2	2	1	0	0	0	0	0	0	0	0	0	0	0	0	0	0	0	0	0	0	0	0	0	0	0	0	0	0	0	0	0	12	47.5	30 to 40	58.3	10	83.3
05/07/2020	01:00	0	0	0	0	0	0	0	1	0	1	0	0	0	0	0	0	0	0	0	0	0	0	0	0	0	0	0	0	0	0	0	0	0	0	0	0	0	0	0	0	2	50	40 to 50	100.0	2	100.0
05/07/2020	02:00	0	0	0	0	0	0	1	1	1	0	0	0	0	0	0	0	0	0	0	0	0	0	0	0	0	0	0	0	0	0	0	0	0	0	0	0	0	0	0	0	3	45	35 to 45	100.0	3	100.0
05/07/2020	03:00	0	0	0	0	0	0	1	2	2	0	1	0	0	0	0	0	0	0	0	0	0	0	0	0	0	0	0	0	0	0	0	0	0	0	0	0	0	0	0	0	6	45	35 to 45	83.3	6	100.0
05/07/2020	04:00	0	0	0	0	0	0	1	1	2	4	1	1	1	0	0	0	0	0	0	0	0	0	0	0	0	0	0	0	0	0	0	0	0	0	0	0	0	0	0	0	11	55	40 to 50	63.6	11	100.0
05/07/2020	05:00	0	0	0	0	0	1	7	6	4	2	1	0	0	0	0	0	0	0	0	0	0	0	0	0	0	0	0	0	0	0	0	0	0	0	0	0	0	0	0	0	21	45	35 to 45	81.0	20	95.2
05/07/2020	06:00	0	0	0	0	2	7	9	11	10	5	1	1	0	0	0	0	0	0	0	0	0	0	0	0	0	0	0	0	0	0	0	0	0	0	0	0	0	0	0	0	46	45	35 to 45	65.2	37	80.4
05/07/2020	07:00	0	0	0	1	4	14	31	16	11	4	4	0	0	0	0	0	0	0	0	0	0	0	0	0	0	0	0	0	0	0	0	0	0	0	0	0	0	0	0	0	85	42.7	30 to 40	71.8	66	77.6
05/07/2020	08:00	0	1	0	3	8	47	36	34	13	4	0	0	0	0	0	0	0	0	0	0	0	0	0	0	0	0	0	0	0	0	0	0	0	0	0	0	0	0	0	0	146	39.3	30 to 40	80.1	87	59.6
05/07/2020	09:00	0	0	0	4	23	61	73	35	8	1	0	0	0	0	0	0	0	0	0	0	0	0	0	0	0	0	0	0	0	0	0	0	0	0	0	0	0	0	0	0	205	36.9	30 to 40	82.4	117	57.1
05/07/2020	10:00	0	0	2	8	30	88	67	42	11	3	1	0	0	0	0	0	0	0	0	0	0	0	0	0	0	0	0	0	0	0	0	0	0	0	0	0	0	0	0	0	252	37.3	30 to 40	78.2	124	49.2
05/07/2020	11:00	0	0	2	5	39	81	69	43	19	1	1	0	0	0	0	0	0	0	0	0	0	0	0	0	0	0	0	0	0	0	0	0	0	0	0	0	0	0	0	0	260	37.9	30 to 40	74.2	133	51.2
05/07/2020	12:00	0	1	1	9	26	58	77	42	14	1	0	0	0	0	0	0	0	0	0	0	0	0	0	0	0	0	0	0	0	0	0	0	0	0	0	0	0	0	0	0	229	37.7	30 to 40	77.3	134	58.5
05/07/2020	13:00	0	0	3	14	32	84	70	41	13	7	0	0	0	0	0	0	0	0	0	0	0	0	0	0	0	0	0	0	0	0	0	0	0	0	0	0	0	0	0	0	264	37.6	30 to 40	73.9	131	49.6
05/07/2020	14:00	0	1	0	6	25	76	61	43	15	7	0	0	0	0	0	0	0	0	0	0	0	0	0	0	0	0	0	0	0	0	0	0	0	0	0	0	0	0	0	0	234	38.5	30 to 40	76.9	126	53.8
05/07/2020	15:00	0	0	0	4	25	67	66	46	26	6	1	1	0	0	0	0	0	0	0	0	0	0	0	0	0	0	0	0	0	0	0	0	0	0	0	0	0	0	0	0	242	39.8	30 to 40	74.0	146	60.3
05/07/2020	16:00	0	0	1	5	10	70	86	48	18	4	1	1	0	0	0	0	0	0	0	0	0	0	0	0	0	0	0	0	0	0	0	0	0	0	0	0	0	0	0	0	244	38.6	30 to 40	83.6	158	64.8
05/07/2020	17:00	0	0	0	4	16	31	69	53	18	3	4	0	0	0	0	0	0	0	0	0	0	0	0	0	0	0	0	0	0	0	0	0	0	0	0	0	0	0	0	0	198	39.5	30 to 40	77.3	147	74.2
05/07/2020	18:00	0	0	1	2	11	28	47	33	12	3	2	0	0	0	0	0	0	0	0	0	0	0	0	0	0	0	0	0	0	0	0	0	0	0	0	0	0	0	0	0	139	39.4	30 to 40	77.7	97	69.8
05/07/2020	19:00	0	0	0	0	5	22	24	31	9	3	1	0	0	0	0	0	0	0	0	0	0	0	0	0	0	0	0	0	0	0	0	0	0	0	0	0	0	0	0	0	95	39.8	30 to 40	81.1	68	71.6
05/07/2020	20:00	0	0	0	2	2	10	23	8	7	4	1	0	0	0	0	0	0	0	0	0	0	0	0	0	0	0	0	0	0	0	0	0	0	0	0	0	0	0	0	0	57	42.1	30 to 40	71.9	43	75.4
05/07/2020	21:00	0	0	0	0	0	11	12	10	7	2	0	0	0	0	0	0	0	0	0	0	0	0	0	0	0	0	0	0	0	0	0	0	0	0	0	0	0	0	0	0	42	42.1	30 to 40	78.6	31	73.8
05/07/2020	22:00	0	0	0	0	0	2	5	2	3	2	2	0	0	0	0	0	0	0	0	0	0	0	0	0	0	0	0	0	0	0	0	0	0	0	0	0	0	0	0	0	16	50	35 to 45	62.5	14	87.5
05/07/2020	23:00	0	0	0	0	0	1	0	0	3	1	0	0	0	0	0	0	0	0	0	0	0	0	0	0	0	0	0	0	0	0	0	0	0	0	0	0	0	0	0	0	5	45	40 to 50	80.0	4	80.0
24 Hr Summary		0	3	10	67	258	761	838	551	228	70	23	4	1	0	0	0	0	0	0	0	0	0	0	0	0	0	0	0	0	0	0	0	0	0	0	0	0	0	0	0	2814	39.1	30 to 40	76.4	1715	60.9

Incoming Histogram
Alton Rd Facing Alton

from Sun-Mar-15-2020-05-00-AM to Sun-Aug-16-2020-02-59-PM

Date	Starting Hr:min	<5	5 to <10	10 to <15	15 to <20	20 to <25	25 to <30	30 to <35	35 to <40	40 to <45	45 to <50	50 to <55	55 to <60	60 to <65	65 to <70	70 to <75	75 to <80	80 to <85	85 to <90	90 to <95	95 to <100	100 to <105	105 to <110	110 to <115	115 to <120	120 to <125	125 to <130	130 to <135	135 to <140	140 to <145	145 to <150	150 to <155	155 to <160	160 to <165	165 to <170	170 to <175	175 to <180	180 to <185	185 to <190	190 to <195	195 to >200	Total Counts	85pct Speed	10MPH Pace	% in pace	# of Speeders	% Speeders
06/07/2020	00:00	0	0	0	0	0	2	2	0	0	1	0	0	0	0	0	0	0	0	0	0	0	0	0	0	0	0	0	0	0	0	0	0	0	0	0	0	0	0	0	0	5	35	25 to 35	80.0	3	60.0
06/07/2020	01:00	0	0	0	0	0	0	0	1	2	0	0	0	0	0	0	0	0	0	0	0	0	0	0	0	0	0	0	0	0	0	0	0	0	0	0	0	0	0	0	0	3	45	35 to 45	100.0	3	100.0
06/07/2020	02:00	0	0	0	0	0	0	5	1	1	0	1	0	1	0	0	0	0	0	0	0	0	0	0	0	0	0	0	0	0	0	0	0	0	0	0	0	0	0	0	0	4	55	35 to 45	50.0	4	100.0
06/07/2020	03:00	0	0	0	0	0	0	0	4	5	2	0	0	0	0	0	0	0	0	0	0	0	0	0	0	0	0	0	0	0	0	0	0	0	0	0	0	0	0	0	0	11	45	40 to 50	100.0	11	100.0
06/07/2020	04:00	0	0	0	0	5	13	9	10	7	8	3	1	0	0	0	0	0	0	0	0	0	0	0	0	0	0	0	0	0	0	0	0	0	0	0	0	0	0	0	0	56	47.5	30 to 40	57.1	38	67.9
06/07/2020	05:00	0	1	2	9	20	34	49	48	30	9	0	0	0	0	0	0	0	0	0	0	0	0	0	0	0	0	0	0	0	0	0	0	0	0	0	0	0	0	0	0	202	41.5	30 to 40	64.9	136	67.3
06/07/2020	06:00	0	6	9	18	54	101	97	61	24	6	0	0	0	0	0	0	0	0	0	0	0	0	0	0	0	0	0	0	0	0	0	0	0	0	0	0	0	0	0	0	376	37.9	30 to 40	68.9	188	50.0
06/07/2020	07:00	0	12	8	15	61	115	94	52	7	4	0	0	0	0	0	0	0	0	0	0	0	0	0	0	0	0	0	0	0	0	0	0	0	0	0	0	0	0	0	0	368	35.8	25 to 35	73.4	157	42.7
06/07/2020	08:00	0	2	1	14	42	85	81	28	17	3	1	0	0	0	0	0	0	0	0	0	0	0	0	0	0	0	0	0	0	0	0	0	0	0	0	0	0	0	0	0	274	36.4	25 to 35	75.9	130	47.4
06/07/2020	09:00	0	0	2	6	32	85	69	46	19	1	0	0	0	0	0	0	0	0	0	0	0	0	0	0	0	0	0	0	0	0	0	0	0	0	0	0	0	0	0	0	260	37.9	30 to 40	76.9	135	51.9
06/07/2020	10:00	0	0	1	4	36	73	85	41	14	4	0	0	1	0	0	0	0	0	0	0	0	0	0	0	0	0	0	0	0	0	0	0	0	0	0	0	0	0	0	0	259	37.6	30 to 40	76.8	145	56.0
06/07/2020	11:00	0	0	3	14	36	92	72	39	15	3	1	0	0	0	0	0	0	0	0	0	0	0	0	0	0	0	0	0	0	0	0	0	0	0	0	0	0	0	0	0	275	37.2	30 to 40	73.8	130	47.3
06/07/2020	12:00	0	0	1	7	43	84	71	34	11	6	1	0	0	0	0	0	0	0	0	0	0	0	0	0	0	0	0	0	0	0	0	0	0	0	0	0	0	0	0	0	258	36.9	25 to 35	76.7	123	47.7
06/07/2020	13:00	0	1	2	15	42	109	100	49	23	5	0	0	0	0	0	0	0	0	0	0	0	0	0	0	0	0	0	0	0	0	0	0	0	0	0	0	0	0	0	0	346	37.6	30 to 40	74.6	177	51.2
06/07/2020	14:00	0	0	2	7	47	108	104	59	29	6	1	0	1	0	0	0	0	0	0	0	0	0	0	0	0	0	0	0	0	0	0	0	0	0	0	0	0	0	0	0	364	38.5	30 to 40	74.5	200	54.9
06/07/2020	15:00	0	4	13	22	59	113	108	54	31	5	0	0	0	0	0	0	0	0	0	0	0	0	0	0	0	0	0	0	0	0	0	0	0	0	0	0	0	0	0	0	409	37.7	25 to 35	68.5	198	48.4
06/07/2020	16:00	0	1	4	12	50	122	96	65	24	4	1	0	0	0	0	0	0	0	0	0	0	0	0	0	0	0	0	0	0	0	0	0	0	0	0	0	0	0	0	0	379	37.8	30 to 40	74.7	190	50.1
06/07/2020	17:00	0	0	0	2	21	55	53	43	25	5	3	1	0	0	0	0	0	0	0	0	0	0	0	0	0	0	0	0	0	0	0	0	0	0	0	0	0	0	0	0	208	40.6	30 to 40	72.6	130	62.5
06/07/2020	18:00	0	0	0	5	15	50	33	27	18	5	2	0	0	0	0	0	0	0	0	0	0	0	0	0	0	0	0	0	0	0	0	0	0	0	0	0	0	0	0	0	155	40.6	30 to 40	71.0	85	54.8
06/07/2020	19:00	0	1	0	2	7	26	34	24	15	5	1	0	0	0	0	0	0	0	0	0	0	0	0	0	0	0	0	0	0	0	0	0	0	0	0	0	0	0	0	0	115	41.3	30 to 40	73.0	79	68.7
06/07/2020	20:00	0	0	0	1	7	15	22	9	2	2	0	0	0	0	0	0	0	0	0	0	0	0	0	0	0	0	0	0	0	0	0	0	0	0	0	0	0	0	0	0	58	37.2	30 to 40	79.3	35	60.3
06/07/2020	21:00	0	0	0	2	3	8	13	10	9	4	0	0	0	0	0	0	0	0	3	0	0	0	0	0	0	0	0	0	0	0	0	0	0	0	0	0	0	0	0	0	49	43.3	35 to 45	65.3	36	73.5
06/07/2020	22:00	0	0	0	0	0	2	6	3	1	1	1	0	0	0	0	0	0	0	0	0	0	0	0	0	0	0	0	0	0	0	0	0	0	0	0	0	0	0	0	0	14	45	30 to 40	78.6	12	85.7
06/07/2020	23:00	0	0	0	0	0	5	2	6	3	3	1	2	0	0	0	0	0	0	0	0	0	0	0	0	0	0	0	0	0	0	0	0	0	0	0	0	0	0	0	0	22	50	30 to 40	59.1	17	77.3
24 Hr Summary		0	28	48	155	580	1297	1200	714	332	92	17	4	3	0	0	0	0	0	0	0	0	0	0	0	0	0	0	0	0	0	0	0	0	0	0	0	0	0	0	0	4470	38.4	30 to 40	71.8	2362	52.8

Incoming Histogram
Alton Rd Facing Alton

from Sun-Mar-15-2020-05-00-AM to Sun-Aug-16-2020-02-59-PM

Date	Starting Hr:min	<5	5 to <10	10 to <15	15 to <20	20 to <25	25 to <30	30 to <35	35 to <40	40 to <45	45 to <50	50 to <55	55 to <60	60 to <65	65 to <70	70 to <75	75 to <80	80 to <85	85 to <90	90 to <95	95 to <100	100 to <105	105 to <110	110 to <115	115 to <120	120 to <125	125 to <130	130 to <135	135 to <140	140 to <145	145 to <150	150 to <155	155 to <160	160 to <165	165 to <170	170 to <175	175 to <180	180 to <185	185 to <190	190 to <195	195 to >200	Total Counts	85pct Speed	10MPH Pace	% in pace	# of Speeders	% Speeders
07/07/2020	00:00	0	0	0	0	0	0	2	3	2	0	0	0	0	0	0	0	0	0	0	0	0	0	0	0	0	0	0	0	0	0	0	0	0	0	0	0	0	0	0	0	7	42.5	35 to 45	100.0	7	100.0
07/07/2020	01:00	0	0	0	0	0	1	3	2	2	3	0	0	0	0	0	0	0	0	0	0	0	0	0	0	0	0	0	0	0	0	0	0	0	0	0	0	0	0	0	0	11	46.7	35 to 45	63.6	10	90.9
07/07/2020	02:00	0	0	0	0	0	0	0	0	1	0	0	0	0	0	0	0	0	0	0	0	0	0	0	0	0	0	0	0	0	0	0	0	0	0	0	0	0	0	0	0	1	45	35 to 45	100.0	1	100.0
07/07/2020	03:00	0	0	0	0	1	2	2	3	5	5	0	1	0	0	0	0	0	0	0	0	0	0	0	0	0	0	0	0	0	0	0	0	0	0	0	0	0	0	0	0	19	48	40 to 50	68.4	16	84.2
07/07/2020	04:00	0	0	0	1	1	5	7	14	7	7	2	0	0	0	0	0	0	0	0	0	0	0	0	0	0	0	0	0	0	0	0	0	0	0	0	0	0	0	0	0	44	46.4	35 to 45	63.6	37	84.1
07/07/2020	05:00	0	0	2	5	26	55	51	50	39	14	1	0	0	0	0	0	0	0	0	0	0	0	0	0	0	0	0	0	0	0	0	0	0	0	0	0	0	0	0	0	243	42.3	30 to 40	64.2	155	63.8
07/07/2020	06:00	0	0	5	9	52	103	101	55	22	9	2	0	1	0	0	0	0	0	0	0	0	0	0	0	0	0	0	0	0	0	0	0	0	0	0	0	0	0	0	0	359	38.2	30 to 40	72.1	190	52.9
07/07/2020	07:00	0	7	4	17	65	148	106	39	15	4	0	0	0	0	0	0	0	0	0	0	0	0	0	0	0	0	0	0	0	0	0	0	0	0	0	0	0	0	0	0	405	34.9	25 to 35	78.8	164	40.5
07/07/2020	08:00	0	2	5	17	35	96	62	29	6	3	0	0	0	0	0	0	0	0	0	0	0	0	0	0	0	0	0	0	0	0	0	0	0	0	0	0	0	0	0	0	255	35	25 to 35	75.7	100	39.2
07/07/2020	09:00	0	10	5	21	54	96	64	29	7	0	0	0	0	0	0	0	0	0	0	0	0	0	0	0	0	0	0	0	0	0	0	0	0	0	0	0	0	0	0	0	286	34.5	25 to 35	74.8	100	35.0
07/07/2020	10:00	0	0	2	10	27	97	80	38	13	3	0	0	0	0	0	0	0	0	0	0	0	0	0	0	0	0	0	0	0	0	0	0	0	0	0	0	0	0	0	0	270	36.8	30 to 40	79.6	134	49.6
07/07/2020	11:00	0	0	1	12	37	103	93	45	20	3	0	0	0	1	0	0	0	0	0	0	0	0	0	0	0	0	0	0	0	0	0	0	0	0	0	0	0	0	0	0	315	37.4	30 to 40	76.5	162	51.4
07/07/2020	12:00	0	1	1	10	40	95	85	39	14	5	0	0	0	0	0	0	0	0	0	0	0	0	0	0	0	0	0	0	0	0	0	0	0	0	0	0	0	0	0	0	290	36.8	25 to 35	75.9	143	49.3
07/07/2020	13:00	0	0	3	17	41	101	79	34	18	2	0	0	0	0	0	0	0	0	0	0	0	0	0	0	0	0	0	0	0	0	0	0	0	0	0	0	0	0	0	0	295	36.5	25 to 35	74.9	133	45.1
07/07/2020	14:00	0	4	8	26	70	117	88	53	14	3	0	0	0	0	0	0	0	0	0	0	0	0	0	0	0	0	0	0	0	0	0	0	0	0	0	0	0	0	0	0	383	36.2	25 to 35	71.8	158	41.3
07/07/2020	15:00	0	0	2	27	63	161	104	55	19	12	0	0	0	0	0	0	0	0	0	0	0	0	0	0	0	0	0	0	0	0	0	0	0	0	0	0	0	0	0	0	443	36.8	25 to 35	74.0	190	42.9
07/07/2020	16:00	0	1	1	13	57	138	108	71	31	9	1	1	0	0	0	0	0	0	0	0	0	0	0	0	0	0	0	0	0	0	0	0	0	0	0	0	0	0	0	0	431	38.4	30 to 40	73.5	221	51.3
07/07/2020	17:00	0	0	3	10	38	89	61	27	11	2	0	1	0	0	0	0	0	0	0	0	0	0	0	0	0	0	0	0	0	0	0	0	0	0	0	0	0	0	0	0	242	35.9	25 to 35	77.7	102	42.1
07/07/2020	18:00	0	0	0	3	20	47	54	30	10	7	1	0	0	0	0	0	0	0	0	0	0	0	0	0	0	0	0	0	0	0	0	0	0	0	0	0	0	0	0	0	172	38.7	30 to 40	76.2	102	59.3
07/07/2020	19:00	0	0	0	2	7	30	27	19	6	2	3	1	0	0	0	0	0	0	0	0	0	0	0	0	0	0	0	0	0	0	0	0	0	0	0	0	0	0	0	0	97	39.2	30 to 40	78.4	58	59.8
07/07/2020	20:00	0	0	0	1	6	21	23	8	4	0	1	0	0	0	0	0	0	0	0	0	0	0	0	0	0	0	0	0	0	0	0	0	0	0	0	0	0	0	0	0	64	36.9	30 to 40	81.3	36	56.3
07/07/2020	21:00	0	0	0	1	3	8	12	14	6	1	1	0	0	0	0	0	0	0	0	0	0	0	0	0	0	0	0	0	0	0	0	0	0	0	0	0	0	0	0	0	46	40.8	30 to 40	73.9	34	73.9
07/07/2020	22:00	0	0	0	0	0	3	8	7	4	5	1	1	0	0	0	0	0	0	0	0	0	0	0	0	0	0	0	0	0	0	0	0	0	0	0	0	0	0	0	0	29	48	35 to 45	65.5	26	89.7
07/07/2020	23:00	0	0	0	0	0	2	2	4	6	1	0	0	0	0	0	0	0	0	0	0	0	0	0	0	0	0	0	0	0	0	0	0	0	0	0	0	0	0	0	0	15	44.2	35 to 45	80.0	13	86.7
24 Hr Summary		0	25	42	202	643	1518	1222	668	282	100	13	5	1	0	1	0	0	0	0	0	0	0	0	0	0	0	0	0	0	0	0	0	0	0	0	0	0	0	0	0	4722	37.7	30 to 40	72.2	2292	48.5

Incoming Histogram
Alton Rd Facing Alton

from Sun-Mar-15-2020-05-00-AM to Sun-Aug-16-2020-02-59-PM

Date	Starting Hr:min	<5	5 to <10	10 to <15	15 to <20	20 to <25	25 to <30	30 to <35	35 to <40	40 to <45	45 to <50	50 to <55	55 to <60	60 to <65	65 to <70	70 to <75	75 to <80	80 to <85	85 to <90	90 to <95	95 to <100	100 to <105	105 to <110	110 to <115	115 to <120	120 to <125	125 to <130	130 to <135	135 to <140	140 to <145	145 to <150	150 to <155	155 to <160	160 to <165	165 to <170	170 to <175	175 to <180	180 to <185	185 to <190	190 to <195	195 to >200	Total Counts	85pct Speed	10MPH Pace	% in pace	# of Speeders	% Speeders
08/07/2020	00:00	0	0	0	0	0	1	4	3	3	1	1	0	0	0	0	0	0	0	0	0	0	0	0	0	0	0	0	0	0	0	0	0	0	0	0	0	0	0	0	0	13	45	35 to 45	76.9	12	92.3
08/07/2020	01:00	0	0	0	0	0	4	1	1	3	0	0	0	0	0	0	0	0	0	0	0	0	0	0	0	0	0	0	0	0	0	0	0	0	0	0	0	0	0	0	0	9	43.3	30 to 40	66.7	5	55.6
08/07/2020	02:00	0	0	0	1	0	0	3	2	3	3	1	1	0	0	0	0	0	0	0	0	0	0	0	0	0	0	0	0	0	0	0	0	0	0	0	0	0	0	0	0	14	50	35 to 45	57.1	13	92.9
08/07/2020	03:00	0	26	0	0	1	2	1	1	1	3	2	0	0	0	0	0	0	0	0	0	0	0	0	0	0	0	0	0	0	0	0	0	0	0	0	0	0	0	0	0	37	40	5 to 15	70.3	8	21.6
08/07/2020	04:00	0	61	1	0	3	8	10	12	9	3	2	0	0	0	0	0	0	0	0	0	0	0	0	0	0	0	0	0	0	0	0	0	0	0	0	0	0	0	0	0	109	39.2	5 to 15	56.9	36	33.0
08/07/2020	05:00	0	0	0	9	23	52	51	34	16	7	2	0	0	0	0	0	0	0	0	0	0	0	0	0	0	0	0	0	0	0	0	0	0	0	0	0	0	0	0	0	194	39.4	30 to 40	70.6	110	56.7
08/07/2020	06:00	0	0	2	16	50	130	105	58	17	1	0	0	0	0	0	0	0	0	0	0	0	0	0	0	0	0	0	0	0	0	0	0	0	0	0	0	0	0	0	0	379	36.6	30 to 40	77.3	181	47.8
08/07/2020	07:00	0	5	4	35	57	135	118	32	9	0	0	0	0	0	0	0	0	0	0	0	0	0	0	0	0	0	0	0	0	0	0	0	0	0	0	0	0	0	0	0	395	34.2	25 to 35	78.5	159	40.3
08/07/2020	08:00	0	0	0	14	45	88	80	27	16	1	0	0	0	1	0	0	0	0	0	0	0	0	0	0	0	0	0	0	0	0	0	0	0	0	0	0	0	0	0	0	272	35.7	25 to 35	78.3	125	46.0
08/07/2020	09:00	0	0	3	15	46	81	61	33	10	3	0	0	0	0	0	0	0	0	0	0	0	0	0	0	0	0	0	0	0	0	0	0	0	0	0	0	0	0	0	0	252	36.2	25 to 35	74.6	107	42.5
08/07/2020	10:00	0	4	1	12	44	84	77	37	15	2	0	0	0	0	0	0	0	0	0	0	0	0	0	0	0	0	0	0	0	0	0	0	0	0	0	0	0	0	0	0	276	36.8	25 to 35	74.3	131	47.5
08/07/2020	11:00	0	1	0	12	35	87	84	51	7	4	2	0	0	0	0	0	0	0	0	0	0	0	0	0	0	0	0	0	0	0	0	0	0	0	0	0	0	0	0	0	283	37.2	30 to 40	78.4	148	52.3
08/07/2020	12:00	0	2	4	11	42	109	79	32	19	2	1	0	0	0	0	0	0	0	0	0	0	0	0	0	0	0	0	0	0	0	0	0	0	0	0	0	0	0	0	0	301	36.4	25 to 35	76.4	133	44.2
08/07/2020	13:00	0	3	4	13	47	98	88	56	17	0	0	0	0	0	0	0	0	0	0	0	0	0	0	0	0	0	0	0	0	0	0	0	0	0	0	0	0	0	0	0	326	37.1	30 to 40	74.2	161	49.4
08/07/2020	14:00	0	0	2	13	51	115	90	57	22	1	1	0	0	0	0	0	0	0	0	0	0	0	0	0	0	0	0	0	0	0	0	0	0	0	0	0	0	0	0	0	352	37.5	30 to 40	74.4	171	48.6
08/07/2020	15:00	0	3	4	16	71	132	136	60	16	2	1	0	0	0	0	0	0	0	0	0	0	0	0	0	0	0	0	0	0	0	0	0	0	0	0	0	0	0	0	0	441	36.1	25 to 35	76.9	215	48.8
08/07/2020	16:00	0	2	2	12	52	152	112	67	22	4	0	0	0	0	0	0	0	0	0	0	0	0	0	0	0	0	0	0	0	0	0	0	0	0	0	0	0	0	0	0	425	37.2	30 to 40	77.9	205	48.2
08/07/2020	17:00	0	1	5	13	18	63	78	48	17	7	3	0	0	0	0	0	0	0	0	0	0	0	0	0	0	0	0	0	0	0	0	0	0	0	0	0	0	0	0	0	253	38.9	30 to 40	74.7	153	60.5
08/07/2020	18:00	0	0	0	3	8	40	33	25	12	7	0	0	0	0	0	0	0	0	0	0	0	0	0	0	0	0	0	0	0	0	0	0	0	0	0	0	0	0	0	0	128	40	30 to 40	76.6	77	60.2
08/07/2020	19:00	0	0	0	1	5	27	27	17	10	4	1	0	0	0	0	0	0	0	0	0	0	0	0	0	0	0	0	0	0	0	0	0	0	0	0	0	0	0	0	0	92	40.5	30 to 40	77.2	59	64.1
08/07/2020	20:00	0	0	0	0	3	21	23	14	7	5	0	0	0	0	0	0	0	0	0	0	0	0	0	0	0	0	0	0	0	0	0	0	0	0	0	0	0	0	0	0	73	40.7	30 to 40	79.5	49	67.1
08/07/2020	21:00	0	3	0	2	1	11	9	6	3	0	2	0	0	0	0	0	0	0	0	0	0	0	0	0	0	0	0	0	0	0	0	0	0	0	0	0	0	0	0	0	37	39.2	30 to 40	70.3	20	54.1
08/07/2020	22:00	0	45	3	0	0	7	5	7	4	2	0	0	0	0	0	0	0	0	0	0	0	0	0	0	0	0	0	0	0	0	0	0	0	0	0	0	0	0	0	0	73	36.4	5 to 15	65.8	18	24.7
08/07/2020	23:00	0	0	0	0	0	2	3	3	5	4	0	0	0	0	0	0	0	0	0	0	0	0	0	0	0	0	0	0	0	0	0	0	0	0	0	0	0	0	0	0	17	46.2	40 to 50	70.6	15	88.2
24 Hr Summary		0	156	35	198	602	1449	1278	683	263	66	19	1	0	1	0	0	0	0	0	0	0	0	0	0	0	0	0	0	0	0	0	0	0	0	0	0	0	0	0	0	4751	37.3	30 to 40	71.8	2311	48.6

Incoming Histogram
Alton Rd Facing Alton

from Sun-Mar-15-2020-05-00-AM to Sun-Aug-16-2020-02-59-PM

Date	Starting Hr:min	<5	5 to <10	10 to <15	15 to <20	20 to <25	25 to <30	30 to <35	35 to <40	40 to <45	45 to <50	50 to <55	55 to <60	60 to <65	65 to <70	70 to <75	75 to <80	80 to <85	85 to <90	90 to <95	95 to <100	100 to <105	105 to <110	110 to <115	115 to <120	120 to <125	125 to <130	130 to <135	135 to <140	140 to <145	145 to <150	150 to <155	155 to <160	160 to <165	165 to <170	170 to <175	175 to <180	180 to <185	185 to <190	190 to <195	195 to >200	Total Counts	85pct Speed	10MPH Pace	% in pace	# of Speeders	% Speeders
09/07/2020	00:00	0	0	0	0	0	1	7	3	2	2	0	0	0	0	0	0	0	0	0	0	0	0	0	0	0	0	0	0	0	0	0	0	0	0	0	0	0	0	0	0	15	45	35 to 45	80.0	14	93.3
09/07/2020	01:00	0	0	0	0	0	0	0	0	2	1	0	0	0	0	0	0	0	0	0	0	0	0	0	0	0	0	0	0	0	0	0	0	0	0	0	0	0	0	0	0	3	50	40 to 50	100.0	3	100.0
09/07/2020	02:00	0	0	0	0	2	2	0	2	0	1	0	0	0	0	0	0	0	0	0	0	0	0	0	0	0	0	0	0	0	0	0	0	0	0	0	0	0	0	0	0	7	40	20 to 30	57.1	3	42.9
09/07/2020	03:00	0	3	1	0	0	1	3	3	4	2	0	0	0	0	0	0	0	0	0	0	0	0	0	0	0	0	0	0	0	0	0	0	0	0	0	0	0	0	0	0	17	43.8	35 to 45	58.8	12	70.6
09/07/2020	04:00	0	0	0	1	1	7	7	11	15	8	1	0	0	0	0	0	0	0	0	0	0	0	0	0	0	0	0	0	0	0	0	0	0	0	0	0	0	0	0	0	51	45.6	40 to 50	66.7	42	82.4
09/07/2020	05:00	0	0	0	1	15	38	49	50	35	8	1	0	0	0	0	0	0	0	0	0	0	0	0	0	0	0	0	0	0	0	0	0	0	0	0	0	0	0	0	0	197	42	30 to 40	69.5	143	72.6
09/07/2020	06:00	0	0	3	22	65	135	123	39	18	4	0	0	0	0	0	0	0	0	0	0	0	0	0	0	0	0	0	0	0	0	0	0	0	0	0	0	0	0	0	0	409	35	25 to 35	79.0	184	45.0
09/07/2020	07:00	0	1	2	12	55	129	104	52	15	3	0	0	0	0	0	0	0	0	0	0	0	0	0	0	0	0	0	0	0	0	0	0	0	0	0	0	0	0	0	0	373	36.3	25 to 35	77.2	174	46.6
09/07/2020	08:00	0	0	0	13	36	92	59	37	19	0	0	0	0	0	0	0	0	0	0	0	0	0	0	0	0	0	0	0	0	0	0	0	0	0	0	0	0	0	0	0	256	37.4	30 to 40	73.4	115	44.9
09/07/2020	09:00	0	1	5	10	41	80	79	44	14	4	0	0	0	0	0	0	0	0	0	0	0	0	0	0	0	0	0	0	0	0	0	0	0	0	0	0	0	0	0	0	278	37.3	30 to 40	73.0	141	50.7
09/07/2020	10:00	0	0	0	10	34	84	69	31	15	3	0	0	0	0	0	0	0	0	0	0	0	0	0	0	0	0	0	0	0	0	0	0	0	0	0	0	0	0	0	0	246	36.9	25 to 35	76.0	118	48.0
09/07/2020	11:00	0	2	2	14	41	93	78	42	11	3	1	0	0	0	0	0	0	0	0	0	0	0	0	0	0	0	0	0	0	0	0	0	0	0	0	0	0	0	0	0	287	36.7	30 to 40	74.2	135	47.0
09/07/2020	12:00	0	1	4	18	40	87	72	35	17	5	0	0	0	0	0	0	0	0	0	0	0	0	0	0	0	0	0	0	0	0	0	0	0	0	0	0	0	0	0	0	279	37.1	25 to 35	71.3	129	46.2
09/07/2020	13:00	0	6	5	9	32	104	108	48	21	4	0	0	0	0	0	0	0	0	0	0	0	0	0	0	0	0	0	0	0	0	0	0	0	0	0	0	0	0	0	0	337	37.3	30 to 40	77.2	181	53.7
09/07/2020	14:00	0	1	6	7	36	118	92	62	24	7	2	0	0	0	0	0	0	0	0	0	0	0	0	0	0	0	0	0	0	0	0	0	0	0	0	0	0	0	0	0	355	38.4	30 to 40	76.6	187	52.7
09/07/2020	15:00	0	10	8	18	65	153	115	62	30	3	1	0	1	0	0	0	0	0	0	0	0	0	0	0	0	0	0	0	0	0	0	0	0	0	0	0	0	0	0	0	466	37.2	25 to 35	71.5	212	45.5
09/07/2020	16:00	0	0	1	5	33	114	115	67	26	7	2	0	0	0	0	0	0	0	0	0	0	0	0	0	0	0	0	0	0	0	0	0	0	0	0	0	0	0	0	0	370	38.4	30 to 40	80.0	217	58.6
09/07/2020	17:00	0	1	1	11	35	77	75	46	17	4	0	0	0	0	0	0	0	0	0	0	0	0	0	0	0	0	0	0	0	0	0	0	0	0	0	0	0	0	0	0	267	37.9	30 to 40	74.2	142	53.2
09/07/2020	18:00	0	0	1	4	19	36	30	24	16	4	0	0	0	0	0	0	0	0	0	0	0	0	0	0	0	0	0	0	0	0	0	0	0	0	0	0	0	0	0	0	134	40	30 to 40	67.2	74	55.2
09/07/2020	19:00	0	0	0	2	9	20	17	20	9	1	0	0	0	0	0	0	0	0	0	0	0	0	0	0	0	0	0	0	0	0	0	0	0	0	0	0	0	0	0	0	78	39.5	30 to 40	73.1	47	60.3
09/07/2020	20:00	0	0	0	0	8	23	23	17	7	3	0	0	0	0	0	0	0	0	0	0	0	0	0	0	0	0	0	0	0	0	0	0	0	0	0	0	0	0	0	0	81	39.4	30 to 40	77.8	50	61.7
09/07/2020	21:00	0	0	0	0	4	8	8	10	5	2	0	0	0	0	0	0	0	0	0	0	0	0	0	0	0	0	0	0	0	0	0	0	0	0	0	0	0	0	0	0	37	41	30 to 40	70.3	25	67.6
09/07/2020	22:00	0	0	0	0	1	4	5	7	6	4	1	0	0	0	0	0	0	0	0	0	0	0	0	0	0	0	0	0	0	0	0	0	0	0	0	0	0	0	0	0	28	46.2	35 to 45	64.3	23	82.1
09/07/2020	23:00	0	0	0	0	0	1	5	5	6	4	1	0	1	0	0	0	0	0	0	0	0	0	0	0	0	0	0	0	0	0	0	0	0	0	0	0	0	0	0	0	23	48.8	35 to 45	69.6	22	95.7
24 Hr Summary		0	26	39	157	572	1407	1243	717	334	87	10	0	2	0	0	0	0	0	0	0	0	0	0	0	0	0	0	0	0	0	0	0	0	0	0	0	0	0	0	0	4594	38.2	30 to 40	73.3	2393	52.1

Incoming Histogram
Alton Rd Facing Alton

from Sun-Mar-15-2020-05-00-AM to Sun-Aug-16-2020-02-59-PM

Date	Starting Hr:min	<5	5 to <10	10 to <15	15 to <20	20 to <25	25 to <30	30 to <35	35 to <40	40 to <45	45 to <50	50 to <55	55 to <60	60 to <65	65 to <70	70 to <75	75 to <80	80 to <85	85 to <90	90 to <95	95 to <100	100 to <105	105 to <110	110 to <115	115 to <120	120 to <125	125 to <130	130 to <135	135 to <140	140 to <145	145 to <150	150 to <155	155 to <160	160 to <165	165 to <170	170 to <175	175 to <180	180 to <185	185 to <190	190 to <195	195 to >200	Total Counts	85pct Speed	10MPH Pace	% in pace	# of Speeders	% Speeders
10/07/2020	00:00	0	0	0	1	0	4	5	4	5	1	1	0	0	0	0	0	0	0	0	0	0	0	0	0	0	0	0	0	0	0	0	0	0	0	0	0	0	0	0	21	44	35 to 45	66.7	16	76.2
10/07/2020	01:00	0	0	0	0	0	0	1	0	1	0	1	0	0	0	0	0	0	0	0	0	0	0	0	0	0	0	0	0	0	0	0	0	0	0	0	0	0	0	0	3	55	35 to 45	66.7	3	100.0
10/07/2020	02:00	0	0	0	0	0	1	2	2	1	6	0	0	0	0	0	0	0	0	0	0	0	0	0	0	0	0	0	0	0	0	0	0	0	0	0	0	0	0	0	12	48.3	40 to 50	75.0	11	91.7
10/07/2020	03:00	0	0	0	0	1	2	3	4	2	3	0	0	0	0	0	0	0	0	0	0	0	0	0	0	0	0	0	0	0	0	0	0	0	0	0	0	0	0	0	15	46.7	30 to 40	60.0	12	80.0
10/07/2020	04:00	0	0	1	1	3	6	10	9	12	5	4	0	1	0	0	0	0	0	0	0	0	0	0	0	0	0	0	0	0	0	0	0	0	0	0	0	0	0	0	52	47	35 to 45	59.6	41	78.8
10/07/2020	05:00	0	0	1	7	19	40	57	38	23	5	3	0	0	0	0	0	0	0	0	0	0	0	0	0	0	0	0	0	0	0	0	0	0	0	0	0	0	0	0	193	40.4	30 to 40	69.9	126	65.3
10/07/2020	06:00	0	0	0	10	44	109	86	52	24	5	0	0	0	0	0	0	0	0	0	0	0	0	0	0	0	0	0	0	0	0	0	0	0	0	0	0	0	0	0	330	38	30 to 40	74.8	167	50.6
10/07/2020	07:00	0	3	12	34	62	110	76	37	15	4	0	0	0	0	0	0	0	0	0	0	0	0	0	0	0	0	0	0	0	0	0	0	0	0	0	0	0	0	0	353	35.4	25 to 35	70.3	132	37.4
10/07/2020	08:00	0	0	5	9	43	79	74	48	15	4	0	0	0	0	0	0	0	0	0	0	0	0	0	0	0	0	0	0	0	0	0	0	0	0	0	0	0	0	0	277	37.6	30 to 40	72.6	141	50.9
10/07/2020	09:00	0	6	16	17	57	85	74	42	9	1	0	0	0	0	0	0	0	0	0	0	0	0	0	0	0	0	0	0	0	0	0	0	0	0	0	0	0	0	0	307	35.7	25 to 35	70.4	126	41.0
10/07/2020	10:00	0	2	9	20	102	108	65	28	9	3	0	1	0	0	0	0	0	0	0	0	0	0	0	0	0	0	0	0	0	0	0	0	0	0	0	0	0	0	0	347	34.2	25 to 35	79.3	106	30.5
10/07/2020	11:00	0	1	4	26	47	122	103	59	15	3	0	0	0	0	0	0	0	0	0	0	0	0	0	0	0	0	0	0	0	0	0	0	0	0	0	0	0	0	0	380	36.7	30 to 40	74.7	180	47.4
10/07/2020	12:00	0	0	4	14	52	103	87	57	18	2	1	0	0	1	0	0	0	0	0	0	0	0	0	0	0	0	0	0	0	0	0	0	0	0	0	0	0	0	0	339	37.5	30 to 40	72.9	166	49.0
10/07/2020	13:00	0	6	5	21	59	136	121	59	16	3	0	0	0	1	0	0	0	0	0	0	0	0	0	0	0	0	0	0	0	0	0	0	0	0	0	0	0	0	0	427	36.3	25 to 35	74.0	200	46.8
10/07/2020	14:00	0	3	2	23	57	98	101	36	20	11	0	0	0	0	0	0	0	0	0	0	0	0	0	0	0	0	0	0	0	0	0	0	0	0	0	0	0	0	0	351	36.9	25 to 35	72.9	168	47.9
10/07/2020	15:00	0	1	5	11	52	125	101	66	28	6	0	0	0	1	0	0	0	0	0	0	0	0	0	0	0	0	0	0	0	0	0	0	0	0	0	0	0	0	0	396	38.2	30 to 40	73.7	202	51.0
10/07/2020	16:00	0	4	2	35	50	111	74	39	20	4	0	0	0	0	0	0	0	0	0	0	0	0	0	0	0	0	0	0	0	0	0	0	0	0	0	0	0	0	0	339	36.5	25 to 35	69.3	137	40.4
10/07/2020	17:00	0	0	0	5	35	70	84	45	15	7	0	0	0	0	0	0	0	0	0	0	0	0	0	0	0	0	0	0	0	0	0	0	0	0	0	0	0	0	0	261	38.1	30 to 40	76.2	151	57.9
10/07/2020	18:00	0	0	2	8	17	40	49	30	16	6	1	0	0	0	0	0	0	0	0	0	0	0	0	0	0	0	0	0	0	0	0	0	0	0	0	0	0	0	0	169	39.7	30 to 40	70.4	102	60.4
10/07/2020	19:00	0	0	0	1	4	26	28	19	7	4	5	0	0	0	0	0	0	0	0	0	0	0	0	0	0	0	0	0	0	0	0	0	0	0	0	0	0	0	0	94	41.4	30 to 40	77.7	63	67.0
10/07/2020	20:00	0	0	0	0	7	8	20	13	5	4	0	0	0	0	0	0	0	0	0	0	0	0	0	0	0	0	0	0	0	0	0	0	0	0	0	0	0	0	0	57	40	30 to 40	71.9	42	73.7
10/07/2020	21:00	0	0	0	1	3	18	18	13	4	4	2	0	0	1	0	0	0	0	0	0	0	0	0	0	0	0	0	0	0	0	0	0	0	0	0	0	0	0	0	64	41.2	30 to 40	76.6	42	65.6
10/07/2020	22:00	0	0	0	1	2	4	17	10	0	1	1	0	0	0	0	0	0	0	0	0	0	0	0	0	0	0	0	0	0	0	0	0	0	0	0	0	0	0	0	36	38.5	30 to 40	86.1	29	80.6
10/07/2020	23:00	0	0	0	0	0	1	0	4	1	0	0	0	0	0	0	0	0	0	0	0	0	0	0	0	0	0	0	0	0	0	0	0	0	0	0	0	0	0	0	6	40	30 to 40	83.3	5	83.3
24 Hr Summary		0	26	68	245	716	1406	1256	714	281	92	19	1	1	4	0	0	0	0	0	0	0	0	0	0	0	0	0	0	0	0	0	0	0	0	0	0	0	0	0	4829	37.7	25 to 35	70.0	2368	49.0

Incoming Histogram
Alton Rd Facing Alton

from Sun-Mar-15-2020-05-00-AM to Sun-Aug-16-2020-02-59-PM

Date	Starting Hr:min	<5	5 to <10	10 to <15	15 to <20	20 to <25	25 to <30	30 to <35	35 to <40	40 to <45	45 to <50	50 to <55	55 to <60	60 to <65	65 to <70	70 to <75	75 to <80	80 to <85	85 to <90	90 to <95	95 to <100	100 to <105	105 to <110	110 to <115	115 to <120	120 to <125	125 to <130	130 to <135	135 to <140	140 to <145	145 to <150	150 to <155	155 to <160	160 to <165	165 to <170	170 to <175	175 to <180	180 to <185	185 to <190	190 to <195	195 to >200	Total Counts	85pct Speed	10MPH Pace	% in pace	# of Speeders	% Speeders
11/07/2020	00:00	0	0	0	0	0	0	3	0	1	1	0	0	0	0	0	0	0	0	0	0	0	0	0	0	0	0	0	0	0	0	0	0	0	0	0	0	0	0	0	5	45	35 to 45	80.0	5	100.0
11/07/2020	01:00	0	0	0	0	0	0	0	0	0	2	0	0	0	0	0	0	0	0	0	0	0	0	0	0	0	0	0	0	0	0	0	0	0	0	0	0	0	0	0	2	50	40 to 50	100.0	2	100.0
11/07/2020	02:00	0	0	0	0	1	1	2	0	0	1	0	0	0	0	0	0	0	0	0	0	0	0	0	0	0	0	0	0	0	0	0	0	0	0	0	0	0	0	0	5	35	25 to 35	80.0	3	60.0
11/07/2020	03:00	0	0	0	0	0	2	1	0	1	2	0	0	1	0	0	0	0	0	0	0	0	0	0	0	0	0	0	0	0	0	0	0	0	0	0	0	0	0	0	7	50	25 to 35	42.9	5	71.4
11/07/2020	04:00	0	0	0	0	0	0	0	6	4	5	0	0	1	0	0	0	0	0	0	0	0	0	0	0	0	0	0	0	0	0	0	0	0	0	0	0	0	0	0	16	49	40 to 50	93.8	16	100.0
11/07/2020	05:00	0	0	0	1	7	15	13	9	6	5	2	0	0	0	0	0	0	0	0	0	0	0	0	0	0	0	0	0	0	0	0	0	0	0	0	0	0	0	0	58	43.3	30 to 40	63.8	35	60.3
11/07/2020	06:00	0	0	0	1	12	29	33	18	15	3	0	0	0	0	0	0	0	0	0	0	0	0	0	0	0	0	0	0	0	0	0	0	0	0	0	0	0	0	0	111	40.3	30 to 40	72.1	69	62.2
11/07/2020	07:00	0	0	2	5	16	48	39	26	15	0	0	1	0	0	0	0	0	0	0	0	0	0	0	0	0	0	0	0	0	0	0	0	0	0	0	0	0	0	0	152	38.7	30 to 40	74.3	81	53.3
11/07/2020	08:00	0	0	0	3	21	65	51	38	18	4	1	0	0	0	0	0	0	0	0	0	0	0	0	0	0	0	0	0	0	0	0	0	0	0	0	0	0	0	0	201	39.1	30 to 40	76.6	112	55.7
11/07/2020	09:00	0	0	2	10	46	91	76	38	5	1	0	0	0	0	0	0	0	0	0	0	0	0	0	0	0	0	0	0	0	0	0	0	0	0	0	0	0	0	0	269	35.5	25 to 35	79.2	120	44.6
11/07/2020	10:00	0	1	2	18	46	108	77	38	11	2	0	0	0	0	0	0	0	0	0	0	0	0	0	0	0	0	0	0	0	0	0	0	0	0	0	0	0	0	0	303	35.8	25 to 35	76.2	128	42.2
11/07/2020	11:00	0	2	7	21	46	85	93	43	11	2	0	0	0	0	0	0	0	0	0	0	0	0	0	0	0	0	0	0	0	0	0	0	0	0	0	0	0	0	0	310	36.2	25 to 35	72.3	149	48.1
11/07/2020	12:00	0	0	1	16	42	96	60	27	15	1	0	0	0	0	0	0	0	0	0	0	0	0	0	0	0	0	0	0	0	0	0	0	0	0	0	0	0	0	0	258	35.7	25 to 35	76.7	103	39.9
11/07/2020	13:00	0	0	2	10	23	79	81	42	14	0	0	0	0	0	0	0	0	0	0	0	0	0	0	0	0	0	0	0	0	0	0	0	0	0	0	0	0	0	0	251	37.1	30 to 40	80.5	137	54.6
11/07/2020	14:00	0	0	1	8	33	82	66	54	10	2	0	0	0	0	0	0	0	0	0	0	0	0	0	0	0	0	0	0	0	0	0	0	0	0	0	0	0	0	0	256	37.6	30 to 40	78.9	132	51.6
11/07/2020	15:00	0	4	2	8	19	73	72	34	12	1	2	0	0	0	0	0	0	0	0	0	0	0	0	0	0	0	0	0	0	0	0	0	0	0	0	0	0	0	0	227	37.2	30 to 40	78.9	121	53.3
11/07/2020	16:00	0	0	1	6	23	82	75	45	10	4	1	0	0	0	0	0	0	0	0	0	0	0	0	0	0	0	0	0	0	0	0	0	0	0	0	0	0	0	0	247	37.6	30 to 40	81.8	135	54.7
11/07/2020	17:00	0	0	0	3	29	62	71	42	15	2	0	0	0	0	0	0	0	0	0	0	0	0	0	0	0	0	0	0	0	0	0	0	0	0	0	0	0	0	0	224	38	30 to 40	78.1	130	58.0
11/07/2020	18:00	0	0	0	4	12	53	53	27	14	3	1	0	0	0	0	0	0	0	0	0	0	0	0	0	0	0	0	0	0	0	0	0	0	0	0	0	0	0	0	167	38.7	30 to 40	79.6	98	58.7
11/07/2020	19:00	0	0	0	4	15	29	34	20	4	6	1	0	0	0	0	0	0	0	0	0	0	0	0	0	0	0	0	0	0	0	0	0	0	0	0	0	0	0	0	113	38.5	30 to 40	73.5	65	57.5
11/07/2020	20:00	0	0	0	0	9	17	25	17	7	3	0	0	0	0	0	0	0	0	0	0	0	0	0	0	0	0	0	0	0	0	0	0	0	0	0	0	0	0	0	78	39.4	30 to 40	75.6	52	66.7
11/07/2020	21:00	0	0	0	2	2	13	26	18	1	0	0	0	0	0	0	0	0	0	0	0	0	0	0	0	0	0	0	0	0	0	0	0	0	0	0	0	0	0	0	62	37.8	30 to 40	91.9	45	72.6
11/07/2020	22:00	0	0	0	0	1	4	17	10	5	3	0	0	0	0	0	0	0	0	0	0	0	0	0	0	0	0	0	0	0	0	0	0	0	0	0	0	0	0	0	40	42	35 to 45	80.0	35	87.5
11/07/2020	23:00	0	0	0	0	1	2	5	4	7	1	1	0	0	0	0	0	0	0	0	0	0	0	0	0	0	0	0	0	0	0	0	0	0	0	0	0	0	0	0	21	44.3	35 to 45	76.2	18	85.7
24 Hr Summary		0	7	20	120	404	1036	973	556	201	54	9	1	2	0	0	0	0	0	0	0	0	0	0	0	0	0	0	0	0	0	0	0	0	0	0	0	0	0	0	3383	37.8	30 to 40	75.8	1796	53.1

Incoming Histogram
Alton Rd Facing Alton

from Sun-Mar-15-2020-05-00-AM to Sun-Aug-16-2020-02-59-PM

Date	Starting Hr:min	<5	5 to <10	10 to <15	15 to <20	20 to <25	25 to <30	30 to <35	35 to <40	40 to <45	45 to <50	50 to <55	55 to <60	60 to <65	65 to <70	70 to <75	75 to <80	80 to <85	85 to <90	90 to <95	95 to <100	100 to <105	105 to <110	110 to <115	115 to <120	120 to <125	125 to <130	130 to <135	135 to <140	140 to <145	145 to <150	150 to <155	155 to <160	160 to <165	165 to <170	170 to <175	175 to <180	180 to <185	185 to <190	190 to <195	195 to >200	Total Counts	85pct Speed	10MPH Pace	% in pace	# of Speeders	% Speeders
12/07/2020	00:00	0	0	0	0	1	0	0	1	6	1	1	1	0	1	0	0	0	0	0	0	0	0	0	0	0	0	0	0	0	0	0	0	0	0	0	0	0	0	0	0	12	55	40 to 50	66.7	11	91.7
12/07/2020	01:00	0	0	0	0	0	0	1	3	0	3	1	0	0	0	0	0	0	0	0	0	0	0	0	0	0	0	0	0	0	0	0	0	0	0	0	0	0	0	0	0	8	50	40 to 50	75.0	8	100.0
12/07/2020	02:00	0	0	0	0	0	3	3	2	2	0	0	0	0	0	0	0	0	0	0	0	0	0	0	0	0	0	0	0	0	0	0	0	0	0	0	0	0	0	0	0	10	40	30 to 40	80.0	7	70.0
12/07/2020	03:00	0	0	0	0	0	2	0	4	0	0	1	0	0	0	0	0	0	0	0	0	0	0	0	0	0	0	0	0	0	0	0	0	0	0	0	0	0	0	0	0	7	40	30 to 40	85.7	5	71.4
12/07/2020	04:00	0	0	0	0	0	0	5	3	2	0	1	1	0	0	0	0	0	0	0	0	0	0	0	0	0	0	0	0	0	0	0	0	0	0	0	0	0	0	0	0	12	45	35 to 45	83.3	12	100.0
12/07/2020	05:00	0	0	1	0	2	7	10	15	7	2	0	0	0	0	0	0	0	0	0	0	0	0	0	0	0	0	0	0	0	0	0	0	0	0	0	0	0	0	0	0	44	41.4	30 to 40	72.7	34	77.3
12/07/2020	06:00	0	0	0	0	5	13	17	12	6	0	1	0	0	0	0	0	0	0	0	0	0	0	0	0	0	0	0	0	0	0	0	0	0	0	0	0	0	0	0	0	54	39.6	30 to 40	77.8	36	66.7
12/07/2020	07:00	0	0	0	0	7	23	24	20	11	5	1	0	0	0	0	0	0	0	0	0	0	0	0	0	0	0	0	0	0	0	0	0	0	0	0	0	0	0	0	0	91	41.4	30 to 40	73.6	61	67.0
12/07/2020	08:00	0	0	0	7	18	40	41	23	8	1	1	0	0	0	0	0	0	0	0	0	0	0	0	0	0	0	0	0	0	0	0	0	0	0	0	0	0	0	0	0	139	37.6	30 to 40	74.8	74	53.2
12/07/2020	09:00	0	0	1	7	31	94	63	29	15	4	1	0	0	0	0	0	0	0	0	0	0	0	0	0	0	0	0	0	0	0	0	0	0	0	0	0	0	0	0	0	245	37.1	25 to 35	76.7	112	45.7
12/07/2020	10:00	0	0	0	13	54	98	74	41	13	0	1	0	0	0	0	0	0	0	0	0	0	0	0	0	0	0	0	0	0	0	0	0	0	0	0	0	0	0	0	0	294	36.3	25 to 35	76.9	129	43.9
12/07/2020	11:00	0	0	2	21	40	100	70	31	11	1	1	0	0	0	0	0	0	0	0	0	0	0	0	0	0	0	0	0	0	0	0	0	0	0	0	0	0	0	0	0	277	35.3	25 to 35	75.8	114	41.2
12/07/2020	12:00	0	1	4	26	30	61	61	32	10	3	0	0	0	0	0	0	0	0	0	0	0	0	0	0	0	0	0	0	0	0	0	0	0	0	0	0	0	0	0	0	228	36.7	30 to 40	67.5	106	46.5
12/07/2020	13:00	0	1	6	19	40	107	83	35	6	2	0	0	0	0	0	0	0	0	0	0	0	0	0	0	0	0	0	0	0	0	0	0	0	0	0	0	0	0	0	0	299	34.9	25 to 35	76.9	126	42.1
12/07/2020	14:00	0	0	5	9	48	103	67	21	8	2	0	0	0	0	0	0	0	0	0	0	0	0	0	0	0	0	0	0	0	0	0	0	0	0	0	0	0	0	0	0	263	34.4	25 to 35	82.9	98	37.3
12/07/2020	15:00	0	0	2	6	40	87	96	35	7	0	0	0	0	0	0	0	0	0	0	0	0	0	0	0	0	0	0	0	0	0	0	0	0	0	0	0	0	0	0	0	273	35.1	25 to 35	81.7	138	50.5
12/07/2020	16:00	0	0	4	10	36	99	76	34	14	1	0	0	0	0	0	0	0	0	0	0	0	0	0	0	0	0	0	0	0	0	0	0	0	0	0	0	0	0	0	0	274	36.2	25 to 35	77.0	125	45.6
12/07/2020	17:00	0	0	0	2	15	45	60	52	25	9	0	0	0	0	0	0	0	0	0	0	0	0	0	0	0	0	0	0	0	0	0	0	0	0	0	0	0	0	0	0	208	40.6	30 to 40	75.5	146	70.2
12/07/2020	18:00	0	0	0	4	17	51	75	36	10	1	1	0	0	0	0	0	0	0	0	0	0	0	0	0	0	0	0	0	0	0	0	0	0	0	0	0	0	0	0	0	195	37.6	30 to 40	83.1	123	63.1
12/07/2020	19:00	0	0	0	4	9	44	37	21	16	5	0	1	0	0	0	0	0	0	0	0	0	0	0	0	0	0	0	0	0	0	0	0	0	0	0	0	0	0	0	0	137	40.3	30 to 40	74.5	80	58.4
12/07/2020	20:00	0	0	0	1	6	26	30	17	15	3	1	0	0	0	0	0	0	0	0	0	0	0	0	0	0	0	0	0	0	0	0	0	0	0	0	0	0	0	0	0	99	41.3	30 to 40	73.7	66	66.7
12/07/2020	21:00	0	0	0	0	2	9	10	11	6	0	1	0	0	0	0	0	0	0	0	0	0	0	0	0	0	0	0	0	0	0	0	0	0	0	0	0	0	0	0	0	39	40.8	30 to 40	76.9	28	71.8
12/07/2020	22:00	0	0	0	0	0	2	7	5	4	2	0	1	0	0	0	0	0	0	0	0	0	0	0	0	0	0	0	0	0	0	0	0	0	0	0	0	0	0	0	0	21	45	35 to 45	76.2	19	90.5
12/07/2020	23:00	0	0	0	0	0	3	2	0	2	0	0	0	0	0	0	0	0	0	0	0	0	0	0	0	0	0	0	0	0	0	0	0	0	0	0	0	0	0	0	0	7	42.5	25 to 35	71.4	4	57.1
24 Hr Summary		0	2	25	129	401	1017	912	483	204	45	13	4	0	1	0	0	0	0	0	0	0	0	0	0	0	0	0	0	0	0	0	0	0	0	0	0	0	0	0	0	3236	37.7	30 to 40	74.5	1662	51.4

Incoming Histogram
Alton Rd Facing Alton

from Sun-Mar-15-2020-05-00-AM to Sun-Aug-16-2020-02-59-PM

Date	Starting Hr:min	<5	5 to <10	10 to <15	15 to <20	20 to <25	25 to <30	30 to <35	35 to <40	40 to <45	45 to <50	50 to <55	55 to <60	60 to <65	65 to <70	70 to <75	75 to <80	80 to <85	85 to <90	90 to <95	95 to <100	100 to <105	105 to <110	110 to <115	115 to <120	120 to <125	125 to <130	130 to <135	135 to <140	140 to <145	145 to <150	150 to <155	155 to <160	160 to <165	165 to <170	170 to <175	175 to <180	180 to <185	185 to <190	190 to <195	195 to >200	Total Counts	85pct Speed	10MPH Pace	% in pace	# of Speeders	% Speeders
13/07/2020	00:00	0	0	0	0	0	0	1	0	0	0	1	0	0	0	0	0	0	0	0	0	0	0	0	0	0	0	0	0	0	0	0	0	0	0	0	0	0	0	0	0	2	55	25 to 35	50.0	2	100.0
13/07/2020	01:00	0	0	0	0	0	0	0	1	1	0	0	0	0	0	0	0	0	0	0	0	0	0	0	0	0	0	0	0	0	0	0	0	0	0	0	0	0	0	0	0	2	45	35 to 45	100.0	2	100.0
13/07/2020	02:00	0	0	0	0	0	0	0	0	3	1	0	0	0	0	0	0	0	0	0	0	0	0	0	0	0	0	0	0	0	0	0	0	0	0	0	0	0	0	0	0	4	45	40 to 50	100.0	4	100.0
13/07/2020	03:00	0	0	0	1	1	3	4	6	1	1	0	1	0	0	0	0	0	0	0	0	0	0	0	0	0	0	0	0	0	0	0	0	0	0	0	0	0	0	0	0	18	40	30 to 40	72.2	13	72.2
13/07/2020	04:00	0	0	1	2	5	8	16	12	9	3	3	0	0	0	0	0	0	0	0	0	0	0	0	0	0	0	0	0	0	0	0	0	0	0	0	0	0	0	0	0	59	43.3	35 to 45	62.7	43	72.9
13/07/2020	05:00	0	0	1	6	13	46	45	42	35	10	2	0	0	0	0	0	0	0	0	0	0	0	0	0	0	0	0	0	0	0	0	0	0	0	0	0	0	0	0	0	200	42.4	30 to 40	66.5	134	67.0
13/07/2020	06:00	0	1	4	27	54	121	109	59	22	9	1	0	0	0	0	0	0	0	0	0	0	0	0	0	0	0	0	0	0	0	0	0	0	0	0	0	0	0	0	0	407	37.5	30 to 40	71.0	200	49.1
13/07/2020	07:00	0	1	1	22	61	114	92	50	16	4	1	0	0	0	0	0	0	0	0	0	0	0	0	0	0	0	0	0	0	0	0	0	0	0	0	0	0	0	0	0	362	36.7	25 to 35	73.8	163	45.0
13/07/2020	08:00	0	1	4	14	51	86	60	35	14	3	0	0	0	0	0	0	0	0	0	0	0	0	0	0	0	0	0	0	0	0	0	0	0	0	0	0	0	0	0	0	268	36.7	25 to 35	73.5	112	41.8
13/07/2020	09:00	0	1	5	33	56	95	56	30	5	2	0	1	0	0	0	0	0	0	0	0	0	0	0	0	0	0	0	0	0	0	0	0	0	0	0	0	0	0	0	0	284	34.6	25 to 35	72.9	94	33.1
13/07/2020	10:00	0	1	5	17	77	110	59	32	11	1	0	0	0	0	0	0	0	0	0	0	0	0	0	0	0	0	0	0	0	0	0	0	0	0	0	0	0	0	0	0	313	34.7	25 to 35	78.6	103	32.9
13/07/2020	11:00	0	0	1	9	36	108	69	32	17	2	0	0	1	0	1	0	0	0	0	0	0	0	0	0	0	0	0	0	0	0	0	0	0	0	0	0	0	0	0	0	276	36.9	25 to 35	77.2	122	44.2
13/07/2020	12:00	0	2	5	24	56	67	66	31	6	3	0	0	0	0	0	0	0	0	0	0	0	0	0	0	0	0	0	0	0	0	0	0	0	0	0	0	0	0	0	0	260	35.2	25 to 35	72.7	106	40.8
13/07/2020	13:00	0	1	1	7	47	100	89	39	15	3	0	0	0	0	0	0	0	0	0	0	0	0	0	0	0	0	0	0	0	0	0	0	0	0	0	0	0	0	0	0	302	36.5	25 to 35	78.1	146	48.3
13/07/2020	14:00	0	1	3	3	33	94	111	57	17	6	0	0	0	0	0	0	0	0	0	0	0	0	0	0	0	0	0	0	0	0	0	0	0	0	0	0	0	0	0	0	325	37.7	30 to 40	80.6	191	58.8
13/07/2020	15:00	0	6	4	10	53	147	127	69	19	2	2	0	0	0	0	0	0	0	0	0	0	0	0	0	0	0	0	0	0	0	0	0	0	0	0	0	0	0	0	0	439	36.9	30 to 40	78.1	219	49.9
13/07/2020	16:00	0	1	0	12	64	144	81	49	13	3	1	0	0	0	0	0	0	0	0	0	0	0	0	0	0	0	0	0	0	0	0	0	0	0	0	0	0	0	0	0	368	36.1	25 to 35	78.5	147	39.9
13/07/2020	17:00	0	0	1	5	28	75	66	36	20	3	2	0	0	0	0	0	0	0	0	0	0	0	0	0	0	0	0	0	0	0	0	0	0	0	0	0	0	0	0	0	236	38.6	30 to 40	75.0	127	53.8
13/07/2020	18:00	0	0	0	5	16	37	48	30	16	4	0	0	0	0	0	0	0	0	0	0	0	0	0	0	0	0	0	0	0	0	0	0	0	0	0	0	0	0	0	0	156	39.5	30 to 40	73.7	98	62.8
13/07/2020	19:00	0	0	0	4	9	32	35	21	9	3	0	0	0	0	0	0	0	0	0	0	0	0	0	0	0	0	0	0	0	0	0	0	0	0	0	0	0	0	0	0	113	38.8	30 to 40	77.9	68	60.2
13/07/2020	20:00	0	11	0	2	4	14	27	12	10	1	0	0	0	0	0	0	0	0	0	0	0	0	0	0	0	0	0	0	0	0	0	0	0	0	0	0	0	0	0	0	81	39.6	30 to 40	65.4	50	61.7
13/07/2020	21:00	0	0	0	1	1	11	13	12	7	1	0	0	0	0	0	0	0	0	0	0	0	0	0	0	0	0	0	0	0	0	0	0	0	0	0	0	0	0	0	0	46	40.7	30 to 40	78.3	33	71.7
13/07/2020	22:00	0	192	7	0	0	2	3	6	0	1	0	0	0	0	0	0	0	0	0	0	0	0	0	0	0	0	0	0	0	0	0	0	0	0	0	0	0	0	0	0	211	9.7	5 to 15	94.3	10	4.7
13/07/2020	23:00	0	114	8	0	0	3	5	3	3	1	0	0	0	0	0	0	0	0	0	0	0	0	0	0	0	0	0	0	0	0	0	0	0	0	0	0	0	0	0	0	137	11.2	5 to 15	89.1	12	8.8
24 Hr Summary		0	333	51	204	665	1417	1182	664	269	67	13	2	1	0	1	0	0	0	0	0	0	0	0	0	0	0	0	0	0	0	0	0	0	0	0	0	0	0	0	0	4869	37.2	25 to 35	67.0	2199	45.2

Incoming Histogram
Alton Rd Facing Alton

from Sun-Mar-15-2020-05-00-AM to Sun-Aug-16-2020-02-59-PM

Date	Starting Hr:min	<5	5 to <10	10 to <15	15 to <20	20 to <25	25 to <30	30 to <35	35 to <40	40 to <45	45 to <50	50 to <55	55 to <60	60 to <65	65 to <70	70 to <75	75 to <80	80 to <85	85 to <90	90 to <95	95 to <100	100 to <105	105 to <110	110 to <115	115 to <120	120 to <125	125 to <130	130 to <135	135 to <140	140 to <145	145 to <150	150 to <155	155 to <160	160 to <165	165 to <170	170 to <175	175 to <180	180 to <185	185 to <190	190 to <195	195 to >200	Total Counts	85pct Speed	10MPH Pace	% in pace	# of Speeders	% Speeders
14/07/2020	00:00	0	0	0	0	2	4	12	7	6	2	0	0	0	0	0	0	0	0	0	0	0	0	0	0	0	0	0	0	0	0	0	0	0	0	0	0	0	0	0	33	42.5	35 to 45	75.8	27	81.8
14/07/2020	01:00	0	0	0	0	0	1	1	1	1	0	0	0	0	0	0	0	0	0	0	0	0	0	0	0	0	0	0	0	0	0	0	0	0	0	0	0	0	0	0	4	40	30 to 40	75.0	3	75.0
14/07/2020	02:00	0	0	0	0	0	0	0	2	1	0	0	0	0	0	0	0	0	0	0	0	0	0	0	0	0	0	0	0	0	0	0	0	0	0	0	0	0	0	0	3	45	35 to 45	100.0	3	100.0
14/07/2020	03:00	0	0	0	0	0	3	5	3	3	1	1	0	0	0	0	0	0	0	0	0	0	0	0	0	0	0	0	0	0	0	0	0	0	0	0	0	0	0	0	16	45	30 to 40	68.8	13	81.3
14/07/2020	04:00	0	0	0	3	7	11	3	13	10	9	0	0	0	0	0	0	0	0	0	0	0	0	0	0	0	0	0	0	0	0	0	0	0	0	0	0	0	0	0	56	45.6	40 to 50	57.1	35	62.5
14/07/2020	05:00	0	0	1	3	21	37	49	42	34	13	1	0	0	0	0	0	0	0	0	0	0	0	0	0	0	0	0	0	0	0	0	0	0	0	0	0	0	0	0	201	42.6	30 to 40	63.7	139	69.2
14/07/2020	06:00	0	0	4	18	61	130	106	54	19	3	0	0	0	0	0	0	0	0	0	0	0	0	0	0	0	0	0	0	0	0	0	0	0	0	0	0	0	0	0	395	36.6	25 to 35	75.2	182	46.1
14/07/2020	07:00	0	1	8	23	87	142	110	46	12	2	1	0	0	0	0	0	0	0	0	0	0	0	0	0	0	0	0	0	0	0	0	0	0	0	0	0	0	0	0	432	34.8	25 to 35	78.5	171	39.6
14/07/2020	08:00	0	0	3	13	37	104	83	39	5	1	0	0	0	0	0	0	0	0	0	0	0	0	0	0	0	0	0	0	0	0	0	0	0	0	0	0	0	0	0	285	35.3	30 to 40	79.3	128	44.9
14/07/2020	09:00	0	1	2	13	37	93	92	47	12	5	0	0	0	0	0	0	0	0	0	0	0	0	0	0	0	0	0	0	0	0	0	0	0	0	0	0	0	0	0	302	37	30 to 40	76.8	156	51.7
14/07/2020	10:00	0	2	7	16	35	81	63	34	8	1	0	0	0	0	0	0	0	0	0	0	0	0	0	0	0	0	0	0	0	0	0	0	0	0	0	0	0	0	0	247	35.9	25 to 35	72.5	106	42.9
14/07/2020	11:00	0	0	3	19	40	104	63	32	10	1	0	0	0	0	0	0	0	0	0	0	0	0	0	0	0	0	0	0	0	0	0	0	0	0	0	0	0	0	0	272	35.3	25 to 35	76.1	106	39.0
14/07/2020	12:00	0	2	5	14	63	108	76	38	12	1	0	0	0	0	0	0	0	0	0	0	0	0	0	0	0	0	0	0	0	0	0	0	0	0	0	0	0	0	0	319	35.4	25 to 35	77.4	127	39.8
14/07/2020	13:00	0	0	5	29	61	115	86	50	13	6	0	0	0	0	0	0	0	0	0	0	0	0	0	0	0	0	0	0	0	0	0	0	0	0	0	0	0	0	0	365	36.4	25 to 35	71.8	155	42.5
14/07/2020	14:00	0	0	3	13	58	127	91	39	16	3	0	0	0	0	0	0	0	0	0	0	0	0	0	0	0	0	0	0	0	0	0	0	0	0	0	0	0	0	0	350	35.8	25 to 35	78.9	149	42.6
14/07/2020	15:00	0	4	7	26	76	149	115	66	26	7	1	0	0	0	0	0	0	0	0	0	0	0	0	0	0	0	0	0	0	0	0	0	0	0	0	0	0	0	0	477	37.1	25 to 35	71.3	215	45.1
14/07/2020	16:00	0	0	0	11	51	127	117	45	33	6	0	0	0	0	0	0	0	0	0	0	0	0	0	0	0	0	0	0	0	0	0	0	0	0	0	0	0	0	0	390	37.9	25 to 35	75.6	201	51.5
14/07/2020	17:00	0	0	0	6	27	87	75	34	15	6	0	0	0	0	0	0	0	0	0	0	0	0	0	0	0	0	0	0	0	0	0	0	0	0	0	0	0	0	0	250	37.5	30 to 40	78.4	130	52.0
14/07/2020	18:00	0	0	1	13	23	33	43	16	17	3	0	0	0	0	0	0	0	0	0	0	0	0	0	0	0	0	0	0	0	0	0	0	0	0	0	0	0	0	0	149	39.4	25 to 35	66.4	79	53.0
14/07/2020	19:00	0	0	0	7	14	35	28	17	11	2	0	0	0	0	0	0	0	0	0	0	0	0	0	0	0	0	0	0	0	0	0	0	0	0	0	0	0	0	0	114	38.8	30 to 40	70.2	58	50.9
14/07/2020	20:00	0	0	0	0	8	29	26	12	9	3	0	0	0	0	0	0	0	0	0	0	0	0	0	0	0	0	0	0	0	0	0	0	0	0	0	0	0	0	0	87	39.6	30 to 40	77.0	50	57.5
14/07/2020	21:00	0	0	0	0	5	16	8	19	7	2	1	0	0	0	0	0	0	0	0	0	0	0	0	0	0	0	0	0	0	0	0	0	0	0	0	0	0	0	0	58	40.7	30 to 40	74.1	37	63.8
14/07/2020	22:00	0	0	0	0	0	3	7	5	5	4	1	0	0	0	0	0	0	0	0	0	0	0	0	0	0	0	0	0	0	0	0	0	0	0	0	0	0	0	0	25	46.2	35 to 45	68.0	22	88.0
14/07/2020	23:00	0	0	0	0	0	5	4	10	4	2	0	0	0	0	0	0	0	0	0	0	0	0	0	0	0	0	0	0	0	0	0	0	0	0	0	0	0	0	0	25	42.5	30 to 40	76.0	20	80.0
24 Hr Summary		0	10	49	227	713	1544	1263	671	289	83	6	0	0	0	0	0	0	0	0	0	0	0	0	0	0	0	0	0	0	0	0	0	0	0	0	0	0	0	0	4855	37.4	25 to 35	72.5	2312	47.6

Incoming Histogram
Alton Rd Facing Alton

from Sun-Mar-15-2020-05-00-AM to Sun-Aug-16-2020-02-59-PM

Date	Starting Hr:min	<5	5 to <10	10 to <15	15 to <20	20 to <25	25 to <30	30 to <35	35 to <40	40 to <45	45 to <50	50 to <55	55 to <60	60 to <65	65 to <70	70 to <75	75 to <80	80 to <85	85 to <90	90 to <95	95 to <100	100 to <105	105 to <110	110 to <115	115 to <120	120 to <125	125 to <130	130 to <135	135 to <140	140 to <145	145 to <150	150 to <155	155 to <160	160 to <165	165 to <170	170 to <175	175 to <180	180 to <185	185 to <190	190 to <195	195 to >200	Total Counts	85pct Speed	10MPH Pace	% in pace	# of Speeders	% Speeders
15/07/2020	00:00	0	0	0	0	0	0	3	3	0	1	0	0	1	0	0	0	0	0	0	0	0	0	0	0	0	0	0	0	0	0	0	0	0	0	0	0	0	0	0	0	8	50	30 to 40	75.0	8	100.0
15/07/2020	01:00	0	0	0	0	0	6	1	4	1	0	0	0	0	0	0	0	0	0	0	0	0	0	0	0	0	0	0	0	0	0	0	0	0	0	0	0	0	0	0	0	6	35	30 to 40	100.0	5	83.3
15/07/2020	02:00	0	0	0	0	0	1	3	2	1	2	0	1	0	0	0	0	0	0	0	0	0	0	0	0	0	0	0	0	0	0	0	0	0	0	0	0	0	0	0	0	10	47.5	30 to 40	60.0	9	90.0
15/07/2020	03:00	0	0	0	2	0	5	3	3	3	3	1	0	0	0	0	0	0	0	0	0	0	0	0	0	0	0	0	0	0	0	0	0	0	0	0	0	0	0	0	0	20	46.7	30 to 40	55.0	13	65.0
15/07/2020	04:00	0	0	0	4	8	10	10	14	6	5	2	0	0	0	0	0	0	0	0	0	0	0	0	0	0	0	0	0	0	0	0	0	0	0	0	0	0	0	0	0	59	43.3	30 to 40	57.6	37	62.7
15/07/2020	05:00	0	1	3	14	26	61	56	44	16	4	1	0	0	0	0	0	0	0	0	0	0	0	0	0	0	0	0	0	0	0	0	0	0	0	0	0	0	0	0	0	226	38.5	30 to 40	71.2	121	53.5
15/07/2020	06:00	0	7	2	14	63	106	88	48	23	7	2	0	1	0	0	0	0	0	0	0	0	0	0	0	0	0	0	0	0	0	0	0	0	0	0	0	0	0	0	0	361	37.8	25 to 35	71.2	169	46.8
15/07/2020	07:00	0	12	14	25	64	103	91	38	14	6	0	0	0	0	0	0	0	0	0	0	0	0	0	0	0	0	0	0	0	0	0	0	0	0	0	0	0	0	0	0	367	35.4	25 to 35	70.3	149	40.6
15/07/2020	08:00	0	1	1	14	46	112	97	22	3	2	0	0	0	0	0	0	0	0	0	0	0	0	0	0	0	0	0	0	0	0	0	0	0	0	0	0	0	0	0	0	298	34.1	25 to 35	85.6	124	41.6
15/07/2020	09:00	0	0	1	14	41	90	84	21	13	3	0	0	0	0	0	0	0	0	0	0	0	0	0	0	0	0	0	0	0	0	0	0	0	0	0	0	0	0	0	0	267	34.8	25 to 35	80.5	121	45.3
15/07/2020	10:00	0	2	7	31	65	107	60	31	12	3	0	0	0	0	0	0	0	0	0	0	0	0	0	0	0	0	0	0	0	0	0	0	0	0	0	0	0	0	0	0	318	34.8	25 to 35	73.0	106	33.3
15/07/2020	11:00	0	1	7	12	41	88	75	48	17	4	0	0	0	0	0	0	0	0	0	0	0	0	0	0	0	0	0	0	0	0	0	0	0	0	0	0	0	0	0	0	293	37.6	30 to 40	72.0	144	49.1
15/07/2020	12:00	0	0	3	9	39	87	101	44	13	4	0	0	0	0	0	0	0	0	0	0	0	0	0	0	0	0	0	0	0	0	0	0	0	0	0	0	0	0	0	0	300	36.8	30 to 40	77.3	162	54.0
15/07/2020	13:00	0	4	4	16	67	114	90	50	13	1	0	0	0	0	0	0	0	0	0	0	0	0	0	0	0	0	0	0	0	0	0	0	0	0	0	0	0	0	0	0	359	36	25 to 35	75.5	154	42.9
15/07/2020	14:00	0	1	5	25	51	106	98	46	21	3	1	1	0	0	0	0	0	0	0	0	0	0	0	0	0	0	0	0	0	0	0	0	0	0	0	0	0	0	0	0	358	37	25 to 35	71.2	170	47.5
15/07/2020	15:00	0	4	10	27	91	180	100	52	18	3	0	0	0	0	0	0	0	0	0	0	0	0	0	0	0	0	0	0	0	0	0	0	0	0	0	0	0	0	0	0	485	35	25 to 35	76.5	173	35.7
15/07/2020	16:00	0	5	14	28	75	140	98	53	22	7	0	0	0	1	0	0	0	0	0	0	0	0	0	0	0	0	0	0	0	0	0	0	0	0	0	0	0	0	0	0	443	36.6	25 to 35	70.7	181	40.9
15/07/2020	17:00	0	1	1	4	25	88	67	43	24	7	0	1	0	0	0	0	0	0	0	0	0	0	0	0	0	0	0	0	0	0	0	0	0	0	0	0	0	0	0	0	261	39.2	30 to 40	75.9	142	54.4
15/07/2020	18:00	0	0	1	8	23	68	54	29	6	6	0	0	0	0	0	0	0	0	0	0	0	0	0	0	0	0	0	0	0	0	0	0	0	0	0	0	0	0	0	0	195	37.1	30 to 40	77.4	95	48.7
15/07/2020	19:00	0	0	1	7	20	53	47	19	10	3	1	0	0	0	0	0	0	0	0	0	0	0	0	0	0	0	0	0	0	0	0	0	0	0	0	0	0	0	0	0	161	37.4	25 to 35	74.5	80	49.7
15/07/2020	20:00	0	0	1	1	10	17	29	25	7	2	0	0	0	0	0	0	0	0	0	0	0	0	0	0	0	0	0	0	0	0	0	0	0	0	0	0	0	0	0	0	92	39	30 to 40	77.2	63	68.5
15/07/2020	21:00	0	0	0	2	1	13	22	15	10	1	0	2	0	0	0	0	0	0	0	0	0	0	0	0	0	0	0	0	0	0	0	0	0	0	0	0	0	0	0	0	66	41.5	30 to 40	75.8	50	75.8
15/07/2020	22:00	0	0	0	0	1	3	6	5	11	0	1	0	0	0	0	0	0	0	0	0	0	0	0	0	0	0	0	0	0	0	0	0	0	0	0	0	0	0	0	0	27	43.6	35 to 45	81.5	23	85.2
15/07/2020	23:00	0	0	0	0	0	3	3	3	4	3	0	0	0	0	0	0	0	0	0	0	0	0	0	0	0	0	0	0	0	0	0	0	0	0	0	0	0	0	0	0	16	46.7	35 to 45	62.5	13	81.3
24 Hr Summary		0	39	75	257	757	1556	1289	659	267	80	9	5	2	1	0	0	0	0	0	0	0	0	0	0	0	0	0	0	0	0	0	0	0	0	0	0	0	0	0	0	4996	37.1	25 to 35	72.1	2312	46.3

Incoming Histogram
Alton Rd Facing Alton

from Sun-Mar-15-2020-05-00-AM to Sun-Aug-16-2020-02-59-PM

Date	Starting Hr:min	<5	5 to <10	10 to <15	15 to <20	20 to <25	25 to <30	30 to <35	35 to <40	40 to <45	45 to <50	50 to <55	55 to <60	60 to <65	65 to <70	70 to <75	75 to <80	80 to <85	85 to <90	90 to <95	95 to <100	100 to <105	105 to <110	110 to <115	115 to <120	120 to <125	125 to <130	130 to <135	135 to <140	140 to <145	145 to <150	150 to <155	155 to <160	160 to <165	165 to <170	170 to <175	175 to <180	180 to <185	185 to <190	190 to <195	195 to >200	Total Counts	85pct Speed	10MPH Pace	% in pace	# of Speeders	% Speeders
16/07/2020	00:00	0	0	0	0	0	2	2	8	5	2	0	0	0	0	0	0	0	0	0	0	0	0	0	0	0	0	0	0	0	0	0	0	0	0	0	0	0	0	0	0	19	44	35 to 45	78.9	17	89.5
16/07/2020	01:00	0	0	0	1	0	1	2	2	0	0	0	0	0	0	0	0	0	0	0	0	0	0	0	0	0	0	0	0	0	0	0	0	0	0	0	0	0	0	0	0	6	37.5	30 to 40	83.3	4	66.7
16/07/2020	02:00	0	0	0	0	0	1	0	0	1	1	1	0	0	0	0	0	0	0	0	0	0	0	0	0	0	0	0	0	0	0	0	0	0	0	0	0	0	0	0	0	4	50	45 to 55	75.0	3	75.0
16/07/2020	03:00	0	0	0	0	0	2	3	4	3	2	1	0	1	0	0	0	0	0	0	0	0	0	0	0	0	0	0	0	0	0	0	0	0	0	0	0	0	0	0	0	16	50	35 to 45	62.5	14	87.5
16/07/2020	04:00	0	0	0	2	4	15	10	15	15	7	2	1	0	0	0	0	0	0	0	0	0	0	0	0	0	0	0	0	0	0	0	0	0	0	0	0	0	0	0	0	71	44.7	30 to 40	56.3	50	70.4
16/07/2020	05:00	0	0	2	11	20	56	54	32	20	10	4	0	0	0	1	0	0	0	0	0	0	0	0	0	0	0	0	0	0	0	0	0	0	0	0	0	0	0	0	0	210	40.8	30 to 40	67.6	121	57.6
16/07/2020	06:00	0	1	8	24	83	134	81	48	18	2	0	0	0	0	0	0	0	0	0	0	0	0	0	0	0	0	0	0	0	0	0	0	0	0	0	0	0	0	0	0	399	35.8	25 to 35	74.7	149	37.3
16/07/2020	07:00	0	0	4	31	67	141	105	38	19	2	0	0	0	0	0	0	0	0	0	0	0	0	0	0	0	0	0	0	0	0	0	0	0	0	0	0	0	0	0	0	407	34.9	25 to 35	76.9	164	40.3
16/07/2020	08:00	0	15	19	28	71	108	53	21	3	0	1	0	0	0	0	0	0	0	0	0	0	0	0	0	0	0	0	0	0	0	0	0	0	0	0	0	0	0	0	0	319	32.8	25 to 35	72.7	78	24.5
16/07/2020	09:00	0	0	1	7	33	99	67	45	9	3	1	0	0	0	0	0	0	0	0	0	0	0	0	0	0	0	0	0	0	0	0	0	0	0	0	0	0	0	0	0	265	37	30 to 40	79.6	125	47.2
16/07/2020	10:00	0	17	24	27	44	89	64	41	9	1	0	0	0	0	0	0	0	0	0	0	0	0	0	0	0	0	0	0	0	0	0	0	0	0	0	0	0	0	0	0	316	35.5	25 to 35	62.3	115	36.4
16/07/2020	11:00	0	0	2	21	56	85	82	39	17	4	2	0	0	0	0	0	0	0	0	0	0	0	0	0	0	0	0	0	0	0	0	0	0	0	0	0	0	0	0	0	308	37.1	25 to 35	72.4	144	46.8
16/07/2020	12:00	0	0	2	15	40	124	74	45	13	4	0	0	0	0	0	0	0	0	0	0	0	0	0	0	0	0	0	0	0	0	0	0	0	0	0	0	0	0	0	0	317	36.6	30 to 40	76.7	136	42.9
16/07/2020	13:00	0	2	7	21	50	97	98	60	15	0	1	1	0	0	0	0	0	0	0	0	0	0	0	0	0	0	0	0	0	0	0	0	0	0	0	0	0	0	0	0	352	37	30 to 40	72.4	175	49.7
16/07/2020	14:00	0	1	5	25	47	107	86	49	17	4	0	0	0	0	0	0	0	0	0	0	0	0	0	0	0	0	0	0	0	0	0	0	0	0	0	0	0	0	0	0	341	36.9	30 to 40	71.0	156	45.7
16/07/2020	15:00	0	1	4	16	66	156	114	62	40	6	0	0	0	0	0	0	0	0	0	0	0	0	0	0	0	0	0	0	0	0	0	0	0	0	0	0	0	0	0	0	465	38.1	25 to 35	72.3	222	47.7
16/07/2020	16:00	0	1	3	9	52	134	127	87	24	3	0	0	0	0	0	0	0	0	0	0	0	0	0	0	0	0	0	0	0	0	0	0	0	0	0	0	0	0	0	0	440	37.8	30 to 40	79.1	241	54.8
16/07/2020	17:00	0	1	4	5	24	78	76	39	18	3	1	0	0	0	0	0	0	0	0	0	0	0	0	0	0	0	0	0	0	0	0	0	0	0	0	0	0	0	0	0	249	38.1	30 to 40	77.5	137	55.0
16/07/2020	18:00	0	0	1	3	11	81	69	37	19	7	0	0	0	0	0	0	0	0	0	0	0	0	0	0	0	0	0	0	0	0	0	0	0	0	0	0	0	0	0	0	228	38.9	30 to 40	82.0	132	57.9
16/07/2020	19:00	0	0	0	0	12	39	50	28	13	7	0	0	0	0	0	0	0	0	0	0	0	0	0	0	0	0	0	0	0	0	0	0	0	0	0	0	0	0	0	0	149	39.6	30 to 40	78.5	98	65.8
16/07/2020	20:00	0	0	1	3	5	46	26	21	9	6	0	1	0	0	0	0	0	0	0	0	0	0	0	0	0	0	0	0	0	0	0	0	0	0	0	0	0	0	0	0	118	39.5	30 to 40	78.8	63	53.4
16/07/2020	21:00	0	0	1	2	8	25	14	23	5	2	2	1	0	0	0	0	0	0	0	0	0	0	0	0	0	0	0	0	0	0	0	0	0	0	0	0	0	0	0	0	83	39.6	30 to 40	74.7	47	56.6
16/07/2020	22:00	0	0	0	0	0	6	13	11	8	5	2	0	0	0	0	0	0	0	0	0	0	0	0	0	0	0	0	0	0	0	0	0	0	0	0	0	0	0	0	0	45	45	35 to 45	71.1	39	86.7
16/07/2020	23:00	0	0	0	0	0	2	9	5	4	4	0	0	0	0	0	0	0	0	0	0	0	0	0	0	0	0	0	0	0	0	0	0	0	0	0	0	0	0	0	0	24	45	35 to 45	75.0	22	91.7
24 Hr Summary		0	39	88	251	693	1628	1279	760	304	85	18	4	1	0	1	0	0	0	0	0	0	0	0	0	0	0	0	0	0	0	0	0	0	0	0	0	0	0	0	0	5151	37.6	30 to 40	71.2	2452	47.6

Incoming Histogram
Alton Rd Facing Alton

from Sun-Mar-15-2020-05-00-AM to Sun-Aug-16-2020-02-59-PM

Date	Starting Hr:min	<5	5 to <10	10 to <15	15 to <20	20 to <25	25 to <30	30 to <35	35 to <40	40 to <45	45 to <50	50 to <55	55 to <60	60 to <65	65 to <70	70 to <75	75 to <80	80 to <85	85 to <90	90 to <95	95 to <100	100 to <105	105 to <110	110 to <115	115 to <120	120 to <125	125 to <130	130 to <135	135 to <140	140 to <145	145 to <150	150 to <155	155 to <160	160 to <165	165 to <170	170 to <175	175 to <180	180 to <185	185 to <190	190 to <195	195 to >200	Total Counts	85pct Speed	10MPH Pace	% in pace	# of Speeders	% Speeders
17/07/2020	00:00	0	0	0	0	1	5	2	4	1	2	0	0	0	0	0	0	0	0	0	0	0	0	0	0	0	0	0	0	0	0	0	0	0	0	0	0	0	0	0	15	45	30 to 40	73.3	9	60.0
17/07/2020	01:00	0	0	0	1	0	1	1	5	1	0	0	0	0	0	0	0	0	0	0	0	0	0	0	0	0	0	0	0	0	0	0	0	0	0	0	0	0	0	0	9	40	30 to 40	77.8	7	77.8
17/07/2020	02:00	0	0	0	0	1	1	3	2	4	5	0	0	0	0	0	0	0	0	0	0	0	0	0	0	0	0	0	0	0	0	0	0	0	0	0	0	0	0	0	16	48	40 to 50	68.8	14	87.5
17/07/2020	03:00	0	0	0	0	0	3	8	7	5	2	1	0	0	0	0	0	0	0	0	0	0	0	0	0	0	0	0	0	0	0	0	0	0	0	0	0	0	0	0	26	44	35 to 45	76.9	23	88.5
17/07/2020	04:00	0	0	0	1	3	8	8	11	10	4	0	0	0	0	0	0	0	0	0	0	0	0	0	0	0	0	0	0	0	0	0	0	0	0	0	0	0	0	0	45	43.5	35 to 45	64.4	33	73.3
17/07/2020	05:00	0	0	2	7	32	58	42	31	24	5	0	1	0	0	0	0	0	0	0	0	0	0	0	0	0	0	0	0	0	0	0	0	0	0	0	0	0	0	0	202	40	25 to 35	65.3	103	51.0
17/07/2020	06:00	0	0	2	10	57	125	89	53	26	3	1	0	1	0	0	0	0	0	0	0	0	0	0	0	0	0	0	0	0	0	0	0	0	0	0	0	0	0	0	367	37.7	25 to 35	73.8	173	47.1
17/07/2020	07:00	0	2	6	20	55	114	99	60	15	0	0	0	0	0	0	0	0	0	0	0	0	0	0	0	0	0	0	0	0	0	0	0	0	0	0	0	0	0	0	371	36.6	30 to 40	73.6	174	46.9
17/07/2020	08:00	0	0	4	21	50	82	78	35	18	3	0	0	0	0	0	0	0	0	0	0	0	0	0	0	0	0	0	0	0	0	0	0	0	0	0	0	0	0	0	291	36.7	25 to 35	72.2	134	46.0
17/07/2020	09:00	0	2	5	20	56	112	87	40	12	0	0	0	0	0	0	0	0	0	0	0	0	0	0	0	0	0	0	0	0	0	0	0	0	0	0	0	0	0	0	334	35.2	25 to 35	76.3	139	41.6
17/07/2020	10:00	0	1	1	12	43	122	99	37	19	4	0	1	0	0	0	0	0	0	0	0	0	0	0	0	0	0	0	0	0	0	0	0	0	0	0	0	0	0	0	339	36.4	25 to 35	77.9	160	47.2
17/07/2020	11:00	0	4	6	16	60	110	94	43	18	5	0	1	0	0	0	0	0	0	0	0	0	0	0	0	0	0	0	0	0	0	0	0	0	0	0	0	0	0	0	357	36.5	25 to 35	73.9	161	45.1
17/07/2020	12:00	0	2	16	20	61	121	97	48	18	7	0	0	0	0	0	0	0	0	0	0	0	0	0	0	0	0	0	0	0	0	0	0	0	0	0	0	0	0	0	390	36.6	25 to 35	71.5	170	43.6
17/07/2020	13:00	0	2	4	16	44	135	100	67	21	2	0	0	0	0	0	0	0	0	0	0	0	0	0	0	0	0	0	0	0	0	0	0	0	0	0	0	0	0	0	391	37.3	30 to 40	77.2	190	48.6
17/07/2020	14:00	0	0	7	21	64	116	126	45	19	2	0	0	0	0	0	0	0	0	0	0	0	0	0	0	0	0	0	0	0	0	0	0	0	0	0	0	0	0	0	400	35.7	25 to 35	76.5	192	48.0
17/07/2020	15:00	0	0	4	11	58	124	116	64	28	3	1	0	0	0	0	0	0	0	0	0	0	0	0	0	0	0	0	0	0	0	0	0	0	0	0	0	0	0	0	409	37.7	30 to 40	74.3	212	51.8
17/07/2020	16:00	0	0	3	8	56	109	99	55	19	3	0	0	0	0	0	0	0	0	0	0	0	0	0	0	0	0	0	0	0	0	0	0	0	0	0	0	0	0	0	352	37.2	25 to 35	75.0	176	50.0
17/07/2020	17:00	0	1	0	3	28	64	86	57	20	6	3	0	0	0	0	0	0	0	0	0	0	0	0	0	0	0	0	0	0	0	0	0	0	0	0	0	0	0	0	268	39	30 to 40	77.2	172	64.2
17/07/2020	18:00	0	0	2	2	13	52	74	41	23	6	1	0	0	0	0	0	0	0	0	0	0	0	0	0	0	0	0	0	0	0	0	0	0	0	0	0	0	0	0	214	39.8	30 to 40	78.0	145	67.8
17/07/2020	19:00	0	0	0	0	18	34	47	35	16	5	0	0	0	0	0	0	0	0	0	0	0	0	0	0	0	0	0	0	0	0	0	0	0	0	0	0	0	0	0	155	39.7	30 to 40	74.8	103	66.5
17/07/2020	20:00	0	0	2	2	7	25	35	22	5	4	0	0	0	0	0	0	0	0	0	0	0	0	0	0	0	0	0	0	0	0	0	0	0	0	0	0	0	0	0	102	38.6	30 to 40	80.4	66	64.7
17/07/2020	21:00	0	0	0	4	8	23	28	21	6	5	1	0	0	0	0	0	0	0	0	0	0	0	0	0	0	0	0	0	0	0	0	0	0	0	0	0	0	0	0	96	39.5	30 to 40	75.0	61	63.5
17/07/2020	22:00	0	0	0	0	2	14	18	10	6	2	0	0	0	0	0	0	0	0	0	0	0	0	0	0	0	0	0	0	0	0	0	0	0	0	0	0	0	0	0	52	40	30 to 40	80.8	36	69.2
17/07/2020	23:00	0	0	0	0	0	4	5	4	5	3	0	0	0	0	0	0	0	0	0	0	0	0	0	0	0	0	0	0	0	0	0	0	0	0	0	0	0	0	0	21	45	35 to 45	66.7	17	81.0
24 Hr Summary		0	14	64	195	717	1562	1441	797	339	81	8	3	1	0	0	0	0	0	0	0	0	0	0	0	0	0	0	0	0	0	0	0	0	0	0	0	0	0	0	5222	37.8	30 to 40	72.8	2670	51.1

Incoming Histogram
Alton Rd Facing Alton

from Sun-Mar-15-2020-05-00-AM to Sun-Aug-16-2020-02-59-PM

Date	Starting Hr:min	<5	5 to <10	10 to <15	15 to <20	20 to <25	25 to <30	30 to <35	35 to <40	40 to <45	45 to <50	50 to <55	55 to <60	60 to <65	65 to <70	70 to <75	75 to <80	80 to <85	85 to <90	90 to <95	95 to <100	100 to <105	105 to <110	110 to <115	115 to <120	120 to <125	125 to <130	130 to <135	135 to <140	140 to <145	145 to <150	150 to <155	155 to <160	160 to <165	165 to <170	170 to <175	175 to <180	180 to <185	185 to <190	190 to <195	195 to >200	Total Counts	85pct Speed	10MPH Pace	% in pace	# of Speeders	% Speeders
18/07/2020	00:00	0	0	0	0	1	0	0	2	1	3	1	0	1	0	0	0	0	0	0	0	0	0	0	0	0	0	0	0	0	0	0	0	0	0	0	0	0	0	0	9	55	40 to 50	66.7	8	88.9
18/07/2020	01:00	0	1	0	0	3	3	1	1	2	1	0	0	0	0	0	0	0	0	0	0	0	0	0	0	0	0	0	0	0	0	0	0	0	0	0	0	0	0	0	12	42.5	25 to 35	58.3	5	41.7
18/07/2020	02:00	0	0	0	0	0	1	3	2	1	1	0	0	0	0	0	0	0	0	0	0	0	0	0	0	0	0	0	0	0	0	0	0	0	0	0	0	0	0	0	8	45	30 to 40	75.0	7	87.5
18/07/2020	03:00	0	0	0	0	1	2	2	3	1	1	0	0	0	1	0	0	0	0	0	0	0	0	0	0	0	0	0	0	0	0	0	0	0	0	0	0	0	0	0	11	45	30 to 40	63.6	8	72.7
18/07/2020	04:00	0	0	0	0	1	4	1	4	6	4	0	0	0	0	0	0	0	0	0	0	0	0	0	0	0	0	0	0	0	0	0	0	0	0	0	0	0	0	0	20	46.2	40 to 50	70.0	15	75.0
18/07/2020	05:00	0	0	0	2	1	12	13	12	21	5	1	0	0	0	0	0	0	0	0	0	0	0	0	0	0	0	0	0	0	0	0	0	0	0	0	0	0	0	0	67	44	35 to 45	68.7	52	77.6
18/07/2020	06:00	0	0	1	2	8	17	39	16	15	6	2	0	0	0	0	0	0	0	0	0	0	0	0	0	0	0	0	0	0	0	0	0	0	0	0	0	0	0	0	106	42.3	30 to 40	67.9	78	73.6
18/07/2020	07:00	0	0	0	4	18	57	52	28	15	4	1	0	0	0	0	0	0	0	0	0	0	0	0	0	0	0	0	0	0	0	0	0	0	0	0	0	0	0	0	179	38.8	30 to 40	76.5	100	55.9
18/07/2020	08:00	0	1	4	13	33	67	45	23	14	4	0	1	0	0	0	0	0	0	0	0	0	0	0	0	0	0	0	0	0	0	0	0	0	0	0	0	0	0	0	205	37.4	25 to 35	70.7	87	42.4
18/07/2020	09:00	0	1	2	9	35	94	81	57	16	2	0	0	0	0	0	0	0	0	0	0	0	0	0	0	0	0	0	0	0	0	0	0	0	0	0	0	0	0	0	297	37.6	30 to 40	78.1	156	52.5
18/07/2020	10:00	0	2	10	18	47	117	74	34	13	5	0	0	0	0	0	0	0	0	0	0	0	0	0	0	0	0	0	0	0	0	0	0	0	0	0	0	0	0	0	320	35.6	25 to 35	74.4	126	39.4
18/07/2020	11:00	0	2	3	13	32	77	80	49	18	5	1	0	0	0	0	0	0	0	0	0	0	0	0	0	0	0	0	0	0	0	0	0	0	0	0	0	0	0	0	280	38.2	30 to 40	73.6	153	54.6
18/07/2020	12:00	0	1	3	20	45	91	81	49	9	0	0	0	0	0	0	0	0	0	0	0	0	0	0	0	0	0	0	0	0	0	0	0	0	0	0	0	0	0	0	299	36.3	30 to 40	73.9	139	46.5
18/07/2020	13:00	0	0	2	5	58	85	78	40	12	1	0	0	0	0	0	0	0	0	0	0	0	0	0	0	0	0	0	0	0	0	0	0	0	0	0	0	0	0	0	281	36.4	25 to 35	78.6	131	46.6
18/07/2020	14:00	0	0	2	34	54	87	68	43	11	0	0	0	0	0	0	0	0	0	0	0	0	0	0	0	0	0	0	0	0	0	0	0	0	0	0	0	0	0	0	299	36	25 to 35	69.9	122	40.8
18/07/2020	15:00	0	0	2	8	42	111	64	39	11	1	0	0	0	0	0	0	0	0	0	0	0	0	0	0	0	0	0	0	0	0	0	0	0	0	0	0	0	0	0	278	36.2	25 to 35	78.1	115	41.4
18/07/2020	16:00	0	0	2	7	43	109	68	40	15	3	1	1	0	0	0	0	0	0	0	0	0	0	0	0	0	0	0	0	0	0	0	0	0	0	0	0	0	0	0	289	37.1	25 to 35	76.1	128	44.3
18/07/2020	17:00	0	0	1	5	27	57	75	42	15	4	0	0	0	0	0	0	0	0	0	0	0	0	0	0	0	0	0	0	0	0	0	0	0	0	0	0	0	0	0	226	38.2	30 to 40	77.0	136	60.2
18/07/2020	18:00	0	0	0	6	27	57	63	29	11	3	0	0	0	0	0	0	0	0	0	0	0	0	0	0	0	0	0	0	0	0	0	0	0	0	0	0	0	0	0	196	37.4	30 to 40	76.0	106	54.1
18/07/2020	19:00	0	0	0	4	20	46	40	28	13	3	2	0	0	0	0	0	0	0	0	0	0	0	0	0	0	0	0	0	0	0	0	0	0	0	0	0	0	0	0	156	39.1	30 to 40	73.1	86	55.1
18/07/2020	20:00	0	2	1	3	12	42	28	18	6	3	0	0	0	0	0	0	0	0	0	0	0	0	0	0	0	0	0	0	0	0	0	0	0	0	0	0	0	0	0	115	37.8	30 to 40	76.5	55	47.8
18/07/2020	21:00	0	0	0	0	4	15	22	14	6	1	1	1	0	0	0	0	0	0	0	0	0	0	0	0	0	0	0	0	0	0	0	0	0	0	0	0	0	0	0	65	40	30 to 40	78.5	46	70.8
18/07/2020	22:00	0	0	0	0	2	7	9	9	6	2	1	0	0	0	0	0	0	0	0	0	0	0	0	0	0	0	0	0	0	0	0	0	0	0	0	0	0	0	0	36	43.3	30 to 40	69.4	27	75.0
18/07/2020	23:00	0	0	0	1	1	3	4	1	4	2	0	0	0	0	0	0	0	0	0	0	0	0	0	0	0	0	0	0	0	0	0	0	0	0	0	0	0	0	0	16	45	35 to 45	56.3	11	68.8
24 Hr Summary		0	10	33	154	515	1161	991	583	242	64	11	3	2	1	0	0	0	0	0	0	0	0	0	0	0	0	0	0	0	0	0	0	0	0	0	0	0	0	0	3770	37.9	30 to 40	72.5	1897	50.3

Incoming Histogram
Alton Rd Facing Alton

from Sun-Mar-15-2020-05-00-AM to Sun-Aug-16-2020-02-59-PM

Date	Starting Hr:min	<5	5 to <10	10 to <15	15 to <20	20 to <25	25 to <30	30 to <35	35 to <40	40 to <45	45 to <50	50 to <55	55 to <60	60 to <65	65 to <70	70 to <75	75 to <80	80 to <85	85 to <90	90 to <95	95 to <100	100 to <105	105 to <110	110 to <115	115 to <120	120 to <125	125 to <130	130 to <135	135 to <140	140 to <145	145 to <150	150 to <155	155 to <160	160 to <165	165 to <170	170 to <175	175 to <180	180 to <185	185 to <190	190 to <195	195 to >200	Total Counts	85pct Speed	10MPH Pace	% in pace	# of Speeders	% Speeders
19/07/2020	00:00	0	0	0	0	0	1	1	0	1	1	0	0	0	0	0	0	0	0	0	0	0	0	0	0	0	0	0	0	0	0	0	0	0	0	0	0	0	0	0	0	4	45	25 to 35	50.0	3	75.0
19/07/2020	01:00	0	0	0	0	0	0	0	2	1	0	0	0	0	0	0	0	0	0	0	0	0	0	0	0	0	0	0	0	0	0	0	0	0	0	0	0	0	0	0	0	3	45	35 to 45	100.0	3	100.0
19/07/2020	02:00	0	0	0	0	0	0	2	1	1	0	0	0	0	0	0	0	0	0	0	0	0	0	0	0	0	0	0	0	0	0	0	0	0	0	0	0	0	0	0	0	4	40	35 to 45	100.0	4	100.0
19/07/2020	03:00	0	0	0	0	0	0	4	2	2	1	0	0	0	0	0	0	0	0	0	0	0	0	0	0	0	0	0	0	0	0	0	0	0	0	0	0	0	0	0	0	9	45	35 to 45	88.9	9	100.0
19/07/2020	04:00	0	0	0	1	0	2	2	3	5	0	0	0	0	0	0	0	0	0	0	0	0	0	0	0	0	0	0	0	0	0	0	0	0	0	0	0	0	0	0	0	13	43	35 to 45	76.9	10	76.9
19/07/2020	05:00	0	0	1	1	4	10	3	8	5	3	1	0	0	0	0	0	0	0	0	0	0	0	0	0	0	0	0	0	0	0	0	0	0	0	0	0	0	0	0	0	36	44	30 to 40	58.3	20	55.6
19/07/2020	06:00	0	0	0	0	3	9	10	15	6	4	1	0	0	0	0	0	0	0	0	0	0	0	0	0	0	0	0	0	0	0	0	0	0	0	0	0	0	0	0	0	48	43.3	30 to 40	70.8	36	75.0
19/07/2020	07:00	0	0	0	0	3	13	19	9	9	3	0	0	0	0	0	0	0	0	0	0	0	0	0	0	0	0	0	0	0	0	0	0	0	0	0	0	0	0	0	0	56	42.2	30 to 40	73.2	40	71.4
19/07/2020	08:00	0	0	0	2	10	34	42	23	6	2	0	1	0	0	0	0	0	0	0	0	0	0	0	0	0	0	0	0	0	0	0	0	0	0	0	0	0	0	0	0	120	38	30 to 40	82.5	74	61.7
19/07/2020	09:00	0	0	1	3	22	59	70	25	11	0	0	0	0	0	0	0	0	0	0	0	0	0	0	0	0	0	0	0	0	0	0	0	0	0	0	0	0	0	0	0	191	36.4	30 to 40	80.6	106	55.5
19/07/2020	10:00	0	1	3	4	38	88	73	36	19	1	0	0	0	0	0	0	0	0	0	0	0	0	0	0	0	0	0	0	0	0	0	0	0	0	0	0	0	0	0	0	263	37.4	25 to 35	75.7	129	49.0
19/07/2020	11:00	0	0	0	6	33	82	79	31	13	1	0	0	0	0	0	0	0	0	0	0	0	0	0	0	0	0	0	0	0	0	0	0	0	0	0	0	0	0	0	0	245	36.3	25 to 35	79.2	124	50.6
19/07/2020	12:00	0	0	2	11	38	87	69	41	10	3	0	0	0	0	0	0	0	0	0	0	0	0	0	0	0	0	0	0	0	0	0	0	0	0	0	0	0	0	0	0	261	36.8	30 to 40	75.5	123	47.1
19/07/2020	13:00	0	0	0	8	31	88	78	30	13	2	2	0	0	0	0	0	0	0	0	0	0	0	0	0	0	0	0	0	0	0	0	0	0	0	0	0	0	0	0	0	252	36.5	25 to 35	78.2	125	49.6
19/07/2020	14:00	0	1	2	11	41	60	71	32	14	5	0	0	0	0	0	0	0	0	0	0	0	0	0	0	0	0	0	0	0	0	0	0	0	0	0	0	0	0	0	0	237	37.3	25 to 35	72.6	122	51.5
19/07/2020	15:00	0	0	1	6	28	67	63	32	7	1	0	0	0	0	0	0	0	0	0	0	0	0	0	0	0	0	0	0	0	0	0	0	0	0	0	0	0	0	0	0	205	36.4	30 to 40	79.0	103	50.2
19/07/2020	16:00	0	0	5	7	17	76	75	30	17	2	0	0	0	0	0	0	0	0	0	0	0	0	0	0	0	0	0	0	0	0	0	0	0	0	0	0	0	0	0	0	229	37.5	30 to 40	79.0	124	54.1
19/07/2020	17:00	0	0	0	4	25	54	57	46	20	2	2	0	0	0	0	0	0	0	0	0	0	0	0	0	0	0	0	0	0	0	0	0	0	0	0	0	0	0	0	0	210	39.1	30 to 40	74.8	127	60.5
19/07/2020	18:00	0	0	0	1	11	45	44	34	8	5	1	0	0	0	0	0	0	0	0	0	0	0	0	0	0	0	0	0	0	0	0	0	0	0	0	0	0	0	0	0	149	38.8	30 to 40	82.6	92	61.7
19/07/2020	19:00	0	0	0	2	8	39	29	19	17	3	2	1	0	0	0	0	0	0	0	0	0	0	0	0	0	0	0	0	0	0	0	0	0	0	0	0	0	0	0	0	120	41.5	30 to 40	72.5	71	59.2
19/07/2020	20:00	0	0	0	0	10	24	21	11	8	2	0	0	0	0	0	0	0	0	0	0	0	0	0	0	0	0	0	0	0	0	0	0	0	0	0	0	0	0	0	0	76	39.5	30 to 40	73.7	42	55.3
19/07/2020	21:00	0	0	0	0	2	8	10	13	6	3	0	2	0	0	0	0	0	0	0	0	0	0	0	0	0	0	0	0	0	0	0	0	0	0	0	0	0	0	0	0	44	43.3	30 to 40	70.5	34	77.3
19/07/2020	22:00	0	1	1	1	0	6	6	5	4	2	0	1	0	0	0	0	0	0	0	0	0	0	0	0	0	0	0	0	0	0	0	0	0	0	0	0	0	0	0	0	27	43.8	30 to 40	63.0	18	66.7
19/07/2020	23:00	0	1	0	0	0	1	1	3	1	2	2	0	0	0	0	0	0	0	0	0	0	0	0	0	0	0	0	0	0	0	0	0	0	0	0	0	0	0	0	0	11	50	40 to 50	54.5	9	81.8
24 Hr Summary		0	4	16	68	324	853	829	451	204	48	11	5	0	0	0	0	0	0	0	0	0	0	0	0	0	0	0	0	0	0	0	0	0	0	0	0	0	0	0	0	2813	38.3	30 to 40	75.8	1548	55.0

Incoming Histogram
Alton Rd Facing Alton

from Sun-Mar-15-2020-05-00-AM to Sun-Aug-16-2020-02-59-PM

Date	Starting Hr:min	<5	5 to <10	10 to <15	15 to <20	20 to <25	25 to <30	30 to <35	35 to <40	40 to <45	45 to <50	50 to <55	55 to <60	60 to <65	65 to <70	70 to <75	75 to <80	80 to <85	85 to <90	90 to <95	95 to <100	100 to <105	105 to <110	110 to <115	115 to <120	120 to <125	125 to <130	130 to <135	135 to <140	140 to <145	145 to <150	150 to <155	155 to <160	160 to <165	165 to <170	170 to <175	175 to <180	180 to <185	185 to <190	190 to <195	195 to >200	Total Counts	85pct Speed	10MPH Pace	% in pace	# of Speeders	% Speeders
20/07/2020	00:00	0	0	0	0	0	1	0	3	0	1	0	0	0	0	0	0	0	0	0	0	0	0	0	0	0	0	0	0	0	0	0	0	0	0	0	0	0	0	0	0	5	40	30 to 40	80.0	4	80.0
20/07/2020	01:00	0	0	0	0	0	1	1	0	1	1	0	0	0	0	0	0	0	0	0	0	0	0	0	0	0	0	0	0	0	0	0	0	0	0	0	0	0	0	0	0	4	45	25 to 35	50.0	3	75.0
20/07/2020	02:00	0	0	0	0	0	0	0	0	0	0	0	0	0	0	0	0	0	0	0	0	0	0	0	0	0	0	0	0	0	0	0	0	0	0	0	0	0	0	0	0	0	0	*	*	*	*
20/07/2020	03:00	0	0	0	0	1	0	6	3	1	1	0	1	0	0	0	0	0	0	0	0	0	0	0	0	0	0	0	0	0	0	0	0	0	0	0	0	0	0	0	0	13	45	35 to 45	76.9	12	92.3
20/07/2020	04:00	0	0	0	2	2	9	8	18	14	6	2	1	0	0	0	0	0	0	0	0	0	0	0	0	0	0	0	0	0	0	0	0	0	0	0	0	0	0	0	0	62	45	35 to 45	64.5	49	79.0
20/07/2020	05:00	0	0	0	8	27	46	59	38	24	9	0	0	0	0	0	0	0	0	0	0	0	0	0	0	0	0	0	0	0	0	0	0	0	0	0	0	0	0	0	0	211	40.2	30 to 40	67.8	130	61.6
20/07/2020	06:00	0	0	10	43	69	109	94	34	12	1	1	0	0	0	0	0	0	0	0	0	0	0	0	0	0	0	0	0	0	0	0	0	0	0	0	0	0	0	0	0	373	34.6	25 to 35	72.9	142	38.1
20/07/2020	07:00	0	4	12	31	100	113	93	44	10	1	0	0	0	0	0	0	0	0	0	0	0	0	0	0	0	0	0	0	0	0	0	0	0	0	0	0	0	0	0	0	408	34.7	25 to 35	75.0	148	36.3
20/07/2020	08:00	0	34	33	40	60	66	29	17	2	0	0	0	0	0	0	0	0	0	0	0	0	0	0	0	0	0	0	0	0	0	0	0	0	0	0	0	0	0	0	0	281	31	20 to 30	59.1	48	17.1
20/07/2020	09:00	0	32	41	59	56	48	22	13	2	1	0	0	0	0	0	0	0	0	0	0	0	0	0	0	0	0	0	0	0	0	0	0	0	0	0	0	0	0	0	0	274	29.7	20 to 30	59.5	38	13.9
20/07/2020	10:00	0	30	57	62	49	40	22	8	0	0	0	0	0	0	0	0	0	0	0	0	0	0	0	0	0	0	0	0	0	0	0	0	0	0	0	0	0	0	0	0	268	28.8	15 to 25	62.7	30	11.2
20/07/2020	11:00	0	40	50	72	48	29	17	8	1	0	0	0	0	0	0	0	0	0	0	0	0	0	0	0	0	0	0	0	0	0	0	0	0	0	0	0	0	0	0	0	265	27.6	15 to 25	64.2	26	9.8
20/07/2020	12:00	0	35	51	56	44	36	18	10	3	0	0	0	0	0	0	0	0	0	0	0	0	0	0	0	0	0	0	0	0	0	0	0	0	0	0	0	0	0	0	0	253	29	15 to 25	59.7	31	12.3
20/07/2020	13:00	0	49	74	72	50	26	13	4	1	0	0	0	0	0	0	0	0	0	0	0	0	0	0	0	0	0	0	0	0	0	0	0	0	0	0	0	0	0	0	0	289	25.2	15 to 25	67.8	18	6.2
20/07/2020	14:00	0	47	79	68	47	38	11	3	0	0	0	0	0	0	0	0	0	0	0	0	0	0	0	0	0	0	0	0	0	0	0	0	0	0	0	0	0	0	0	0	293	26.1	10 to 20	66.2	14	4.8
20/07/2020	15:00	0	63	108	81	46	11	2	2	1	0	0	0	0	0	0	0	0	0	0	0	0	0	0	0	0	0	0	0	0	0	0	0	0	0	0	0	0	0	0	0	314	21.6	10 to 20	80.3	5	1.6
20/07/2020	16:00	0	60	85	77	36	15	3	2	0	0	0	0	0	0	0	0	0	0	0	0	0	0	0	0	0	0	0	0	0	0	0	0	0	0	0	0	0	0	0	0	278	21.9	10 to 20	79.9	5	1.8
20/07/2020	17:00	0	30	53	60	39	41	20	4	0	0	0	0	0	0	0	0	0	0	0	0	0	0	0	0	0	0	0	0	0	0	0	0	0	0	0	0	0	0	0	0	247	28.4	15 to 25	61.5	24	9.7
20/07/2020	18:00	0	21	37	32	37	38	21	7	2	0	0	0	0	0	0	0	0	0	0	0	0	0	0	0	0	0	0	0	0	0	0	0	0	0	0	0	0	0	0	0	195	30.2	20 to 30	54.9	30	15.4
20/07/2020	19:00	0	7	28	25	27	27	27	6	4	0	0	0	0	0	0	0	0	0	0	0	0	0	0	0	0	0	0	0	0	0	0	0	0	0	0	0	0	0	0	0	151	32.6	25 to 35	53.6	37	24.5
20/07/2020	20:00	0	9	11	10	24	29	14	4	0	1	0	0	0	0	0	0	0	0	0	0	0	0	0	0	0	0	0	0	0	0	0	0	0	0	0	0	0	0	0	0	102	31.4	25 to 35	65.7	19	18.6
20/07/2020	21:00	0	3	4	7	12	17	14	3	3	0	0	0	0	0	0	0	0	0	0	0	0	0	0	0	0	0	0	0	0	0	0	0	0	0	0	0	0	0	0	0	63	33.9	25 to 35	68.3	20	31.7
20/07/2020	22:00	0	0	1	1	5	8	6	4	2	1	0	0	0	0	0	0	0	0	0	0	0	0	0	0	0	0	0	0	0	0	0	0	0	0	0	0	0	0	0	0	28	38.8	25 to 35	67.9	13	46.4
20/07/2020	23:00	0	0	3	0	5	14	4	4	2	1	1	0	0	0	0	0	0	0	0	0	0	0	0	0	0	0	0	0	0	0	0	0	0	0	0	0	0	0	0	0	34	38.8	25 to 35	67.6	12	35.3
24 Hr Summary		0	464	737	806	784	762	504	239	85	24	4	2	0	0	0	0	0	0	0	0	0	0	0	0	0	0	0	0	0	0	0	0	0	0	0	0	0	0	0	0	4411	31.9	20 to 30	53.3	858	19.5

Incoming Histogram
Alton Rd Facing Alton

from Sun-Mar-15-2020-05-00-AM to Sun-Aug-16-2020-02-59-PM

Date	Starting Hr:min	<5	5 to <10	10 to <15	15 to <20	20 to <25	25 to <30	30 to <35	35 to <40	40 to <45	45 to <50	50 to <55	55 to <60	60 to <65	65 to <70	70 to <75	75 to <80	80 to <85	85 to <90	90 to <95	95 to <100	100 to <105	105 to <110	110 to <115	115 to <120	120 to <125	125 to <130	130 to <135	135 to <140	140 to <145	145 to <150	150 to <155	155 to <160	160 to <165	165 to <170	170 to <175	175 to <180	180 to <185	185 to <190	190 to <195	195 to >200	Total Counts	85pct Speed	10MPH Pace	% in pace	# of Speeders	% Speeders
21/07/2020	00:00	0	0	1	1	2	2	2	6	0	2	0	0	0	0	0	0	0	0	0	0	0	0	0	0	0	0	0	0	0	0	0	0	0	0	0	0	0	0	0	0	16	40	30 to 40	62.5	10	62.5
21/07/2020	01:00	0	0	0	0	0	3	1	2	1	0	0	0	0	0	0	0	0	0	0	0	0	0	0	0	0	0	0	0	0	0	0	0	0	0	0	0	0	0	0	0	7	40	30 to 40	85.7	4	57.1
21/07/2020	02:00	0	0	0	0	0	1	0	0	0	0	0	0	0	0	0	0	0	0	0	0	0	0	0	0	0	0	0	0	0	0	0	0	0	0	0	0	0	0	0	0	1	30	20 to 30	100.0	*	*
21/07/2020	03:00	0	0	0	0	0	0	2	3	2	0	0	0	0	0	0	0	0	0	0	0	0	0	0	0	0	0	0	0	0	0	0	0	0	0	0	0	0	0	0	0	7	42.5	35 to 45	100.0	7	100.0
21/07/2020	04:00	0	1	10	8	7	10	10	7	6	0	0	0	0	0	0	0	0	0	0	0	0	0	0	0	0	0	0	0	0	0	0	0	0	0	0	0	0	0	0	0	59	37.9	25 to 35	45.8	23	39.0
21/07/2020	05:00	0	20	25	42	31	28	19	6	4	0	0	0	0	0	0	0	0	0	0	0	0	0	0	0	0	0	0	0	0	0	0	0	0	0	0	0	0	0	0	0	175	30.8	20 to 30	57.7	29	16.6
21/07/2020	06:00	0	37	80	102	39	16	4	0	0	0	0	0	0	0	0	0	0	0	0	0	0	0	0	0	0	0	0	0	0	0	0	0	0	0	0	0	0	0	0	0	278	22.2	15 to 25	79.5	4	1.4
21/07/2020	07:00	0	67	110	96	25	2	0	0	0	0	0	0	0	0	0	0	0	0	0	0	0	0	0	0	0	0	0	0	0	0	0	0	0	0	0	0	0	0	0	0	300	19.1	10 to 20	91.0	*	*
21/07/2020	08:00	0	36	41	59	44	40	18	7	1	0	0	0	0	0	0	0	0	0	0	0	0	0	0	0	0	0	0	0	0	0	0	0	0	0	0	0	0	0	0	0	246	28.6	15 to 25	58.5	26	10.6
21/07/2020	09:00	0	25	60	60	49	44	17	9	0	0	0	0	0	0	0	0	0	0	0	0	0	0	0	0	0	0	0	0	0	0	0	0	0	0	0	0	0	0	0	0	264	28.4	15 to 25	64.0	26	9.8
21/07/2020	10:00	0	35	70	68	49	25	15	4	1	0	0	0	1	0	0	0	0	0	0	0	0	0	0	0	0	0	0	0	0	0	0	0	0	0	0	0	0	0	0	0	268	26.2	15 to 25	69.8	21	7.8
21/07/2020	11:00	0	24	38	41	47	49	14	5	1	0	0	0	0	0	0	0	0	0	0	0	0	0	0	0	0	0	0	0	0	0	0	0	0	0	0	0	0	0	0	0	219	28.7	20 to 30	62.6	20	9.1
21/07/2020	12:00	0	33	84	73	49	32	14	8	1	0	0	1	0	0	0	0	0	0	0	0	0	0	0	0	0	0	0	0	0	0	0	0	0	0	0	0	0	0	0	0	295	26.9	15 to 25	69.8	24	8.1
21/07/2020	13:00	0	29	62	60	36	40	28	10	3	0	0	0	0	0	0	0	0	0	0	0	0	0	0	0	0	0	0	0	0	0	0	0	0	0	0	0	0	0	0	0	268	30.2	15 to 25	59.0	41	15.3
21/07/2020	14:00	0	33	85	63	60	39	13	3	1	0	0	0	0	0	0	0	0	0	0	0	0	0	0	0	0	0	0	0	0	0	0	0	0	0	0	0	0	0	0	0	297	26.4	15 to 25	70.0	17	5.7
21/07/2020	15:00	0	53	102	113	39	6	0	0	0	0	0	0	0	0	0	0	0	0	0	0	0	0	0	0	0	0	0	0	0	0	0	0	0	0	0	0	0	0	0	0	313	19.9	10 to 20	85.6	*	*
21/07/2020	16:00	0	74	116	89	49	6	0	0	0	0	0	0	0	1	0	0	0	0	0	0	0	0	0	0	0	0	0	0	0	0	0	0	0	0	0	0	0	0	0	0	335	20.6	10 to 20	83.3	1	0.3
21/07/2020	17:00	0	25	51	53	44	39	25	7	1	0	0	0	0	0	0	0	0	0	0	0	0	0	0	0	0	0	0	0	0	0	0	0	0	0	0	0	0	0	0	0	245	29.5	15 to 25	60.4	33	13.5
21/07/2020	18:00	0	19	30	36	30	32	15	11	0	1	0	0	0	0	0	0	0	0	0	0	0	0	0	0	0	0	0	0	0	0	0	0	0	0	0	0	0	0	0	0	174	30.3	20 to 30	56.3	27	15.5
21/07/2020	19:00	0	10	13	20	31	30	20	11	2	0	0	0	0	0	0	0	0	0	0	0	0	0	0	0	0	0	0	0	0	0	0	0	0	0	0	0	0	0	0	0	137	33	20 to 30	59.1	33	24.1
21/07/2020	20:00	0	5	4	16	16	32	21	4	0	2	0	0	0	0	0	0	0	0	0	0	0	0	0	0	0	0	0	0	0	0	0	0	0	0	0	0	0	0	0	0	100	32.9	25 to 35	69.0	27	27.0
21/07/2020	21:00	0	3	7	5	10	12	18	4	2	1	0	0	0	0	0	0	0	0	0	0	0	0	0	0	0	0	0	0	0	0	0	0	0	0	0	0	0	0	0	0	62	34.4	25 to 35	64.5	25	40.3
21/07/2020	22:00	0	2	1	5	11	14	5	7	1	0	0	0	0	0	0	0	0	0	0	0	0	0	0	0	0	0	0	0	0	0	0	0	0	0	0	0	0	0	0	0	46	35.7	20 to 30	65.2	13	28.3
21/07/2020	23:00	0	1	2	0	1	6	11	5	1	0	0	0	0	0	0	0	0	0	0	0	0	0	0	0	0	0	0	0	0	0	0	0	0	0	0	0	0	0	0	0	27	37	30 to 40	81.5	17	63.0
24 Hr Summary		0	532	992	1010	669	508	272	119	28	6	0	1	1	1	0	0	0	0	0	0	0	0	0	0	0	0	0	0	0	0	0	0	0	0	0	0	0	0	0	0	4139	28.1	15 to 25	64.5	428	10.3

Incoming Histogram
Alton Rd Facing Alton

from Sun-Mar-15-2020-05-00-AM to Sun-Aug-16-2020-02-59-PM

Date	Starting Hr:min	<5	5 to <10	10 to <15	15 to <20	20 to <25	25 to <30	30 to <35	35 to <40	40 to <45	45 to <50	50 to <55	55 to <60	60 to <65	65 to <70	70 to <75	75 to <80	80 to <85	85 to <90	90 to <95	95 to <100	100 to <105	105 to <110	110 to <115	115 to <120	120 to <125	125 to <130	130 to <135	135 to <140	140 to <145	145 to <150	150 to <155	155 to <160	160 to <165	165 to <170	170 to <175	175 to <180	180 to <185	185 to <190	190 to <195	195 to >200	Total Counts	85pct Speed	10MPH Pace	% in pace	# of Speeders	% Speeders
22/07/2020	00:00	0	0	0	0	1	0	2	0	0	0	0	0	0	0	0	0	0	0	0	0	0	0	0	0	0	0	0	0	0	0	0	0	0	0	0	0	0	0	0	0	3	35	25 to 35	100.0	2	66.7
22/07/2020	01:00	0	0	0	0	0	3	1	2	1	0	0	0	0	0	0	0	0	0	0	0	0	0	0	0	0	0	0	0	0	0	0	0	0	0	0	0	0	0	0	0	7	40	30 to 40	85.7	4	57.1
22/07/2020	02:00	0	0	0	2	1	2	0	4	2	0	0	0	0	0	0	0	0	0	0	0	0	0	0	0	0	0	0	0	0	0	0	0	0	0	0	0	0	0	0	0	11	40	30 to 40	54.5	6	54.5
22/07/2020	03:00	0	0	0	0	2	0	2	4	4	0	0	0	0	0	0	0	0	0	0	0	0	0	0	0	0	0	0	0	0	0	0	0	0	0	0	0	0	0	0	0	12	42.5	35 to 45	83.3	10	83.3
22/07/2020	04:00	0	4	5	3	16	14	14	7	5	0	0	0	0	0	0	0	0	0	0	0	0	0	0	0	0	0	0	0	0	0	0	0	0	0	0	0	0	0	0	0	68	36.4	25 to 35	64.7	26	38.2
22/07/2020	05:00	0	21	35	37	30	28	19	7	3	1	1	0	0	0	0	0	0	0	0	0	0	0	0	0	0	0	0	0	0	0	0	0	0	0	0	0	0	0	0	0	182	31.1	15 to 25	56.0	31	17.0
22/07/2020	06:00	0	44	85	75	46	22	16	6	1	0	0	0	0	0	0	0	0	0	0	0	0	0	0	0	0	0	0	0	0	0	0	0	0	0	0	0	0	0	0	0	295	25.2	15 to 25	69.8	23	7.8
22/07/2020	07:00	0	53	85	90	43	9	4	0	0	0	0	0	0	0	0	0	0	0	0	0	0	0	0	0	0	0	0	0	0	0	0	0	0	0	0	0	0	0	0	0	284	21.5	10 to 20	80.3	4	1.4
22/07/2020	08:00	0	25	54	57	54	34	32	7	1	1	0	0	0	0	0	0	0	0	0	0	0	0	0	0	0	0	0	0	0	0	0	0	0	0	0	0	0	0	0	0	265	30.2	15 to 25	62.3	41	15.5
22/07/2020	09:00	0	29	64	62	39	34	17	6	2	1	0	0	0	0	0	0	0	0	0	0	0	0	0	0	0	0	0	0	0	0	0	0	0	0	0	0	0	0	0	0	254	28.2	15 to 25	65.0	26	10.2
22/07/2020	10:00	0	36	58	64	49	18	11	2	2	0	0	0	0	0	0	0	0	0	0	0	0	0	0	0	0	0	0	0	0	0	0	0	0	0	0	0	0	0	0	0	240	24.7	15 to 25	71.3	15	6.3
22/07/2020	11:00	0	34	56	74	41	22	16	3	0	1	0	0	0	0	0	0	0	0	0	0	0	0	0	0	0	0	0	0	0	0	0	0	0	0	0	0	0	0	0	0	247	26.1	15 to 25	69.2	20	8.1
22/07/2020	12:00	0	39	73	47	36	25	18	7	1	0	0	0	0	0	0	0	0	0	0	0	0	0	0	0	0	0	0	0	0	0	0	0	0	0	0	0	0	0	0	0	246	27.8	10 to 20	64.6	26	10.6
22/07/2020	13:00	0	45	86	67	44	26	10	1	0	0	0	0	0	0	0	0	0	0	0	0	0	0	0	0	0	0	0	0	0	0	0	0	0	0	0	0	0	0	0	0	279	24.4	10 to 20	71.0	11	3.9
22/07/2020	14:00	0	36	72	87	62	20	15	6	0	0	0	0	0	0	0	0	0	0	0	0	0	0	0	0	0	0	0	0	0	0	0	0	0	0	0	0	0	0	0	0	298	24.7	15 to 25	74.2	21	7.0
22/07/2020	15:00	0	49	112	96	33	6	3	0	0	0	0	0	0	0	0	0	0	0	0	0	0	0	0	0	0	0	0	0	0	0	0	0	0	0	0	0	0	0	0	0	299	19.8	10 to 20	86.0	3	1.0
22/07/2020	16:00	0	38	75	81	52	19	9	4	1	0	0	0	0	0	0	0	0	0	0	0	0	0	0	0	0	0	0	0	0	0	0	0	0	0	0	0	0	0	0	0	279	24.1	15 to 25	74.6	14	5.0
22/07/2020	17:00	0	25	62	47	49	38	23	11	3	0	1	0	0	0	0	0	0	0	0	0	0	0	0	0	0	0	0	0	0	0	0	0	0	0	0	0	0	0	0	0	259	29.9	15 to 25	61.0	38	14.7
22/07/2020	18:00	0	37	23	56	38	27	17	4	3	0	0	0	0	0	0	0	0	0	0	0	0	0	0	0	0	0	0	0	0	0	0	0	0	0	0	0	0	0	0	0	205	28.7	20 to 30	59.0	24	11.7
22/07/2020	19:00	0	25	23	32	34	25	20	9	3	1	0	0	0	0	0	0	0	0	0	0	0	0	0	0	0	0	0	0	0	0	0	0	0	0	0	0	0	0	0	0	172	31.8	20 to 30	52.9	33	19.2
22/07/2020	20:00	0	9	10	15	21	25	15	7	2	3	0	0	0	0	0	0	0	0	0	0	0	0	0	0	0	0	0	0	0	0	0	0	0	0	0	0	0	0	0	0	107	33.7	20 to 30	57.0	27	25.2
22/07/2020	21:00	0	3	2	10	20	24	7	8	1	0	0	0	0	0	0	0	0	0	0	0	0	0	0	0	0	0	0	0	0	0	0	0	0	0	0	0	0	0	0	0	75	33.6	20 to 30	72.0	16	21.3
22/07/2020	22:00	0	2	3	3	7	14	13	4	1	1	0	0	0	0	0	0	0	0	0	0	0	0	0	0	0	0	0	0	0	0	0	0	0	0	0	0	0	0	0	0	48	34.6	25 to 35	70.8	19	39.6
22/07/2020	23:00	0	0	0	0	1	5	4	5	3	0	0	0	0	0	0	0	0	0	0	0	0	0	0	0	0	0	0	0	0	0	0	0	0	0	0	0	0	0	0	0	18	40	30 to 40	77.8	12	66.7
24 Hr Summary		0	554	983	1005	719	440	288	114	39	9	2	0	0	0	0	0	0	0	0	0	0	0	0	0	0	0	0	0	0	0	0	0	0	0	0	0	0	0	0	0	4153	28.1	15 to 25	65.2	452	10.9

Incoming Histogram
Alton Rd Facing Alton

from Sun-Mar-15-2020-05-00-AM to Sun-Aug-16-2020-02-59-PM

Date	Starting Hr:min	<5	5 to <10	10 to <15	15 to <20	20 to <25	25 to <30	30 to <35	35 to <40	40 to <45	45 to <50	50 to <55	55 to <60	60 to <65	65 to <70	70 to <75	75 to <80	80 to <85	85 to <90	90 to <95	95 to <100	100 to <105	105 to <110	110 to <115	115 to <120	120 to <125	125 to <130	130 to <135	135 to <140	140 to <145	145 to <150	150 to <155	155 to <160	160 to <165	165 to <170	170 to <175	175 to <180	180 to <185	185 to <190	190 to <195	195 to >200	Total Counts	85pct Speed	10MPH Pace	% in pace	# of Speeders	% Speeders
23/07/2020	00:00	0	0	0	0	1	5	3	2	0	0	0	0	0	0	0	0	0	0	0	0	0	0	0	0	0	0	0	0	0	0	0	0	0	0	0	0	0	0	0	11	35	30 to 40	90.9	5	45.5
23/07/2020	01:00	0	0	0	0	1	2	3	2	0	1	0	0	0	0	0	0	0	0	0	0	0	0	0	0	0	0	0	0	0	0	0	0	0	0	0	0	0	0	0	9	40	30 to 40	77.8	6	66.7
23/07/2020	02:00	0	0	0	1	0	3	1	1	0	0	0	0	0	0	0	0	0	0	0	0	0	0	0	0	0	0	0	0	0	0	0	0	0	0	0	0	0	0	0	6	35	30 to 40	83.3	2	33.3
23/07/2020	03:00	0	0	0	0	3	1	2	2	2	0	0	0	0	0	0	0	0	0	0	0	0	0	0	0	0	0	0	0	0	0	0	0	0	0	0	0	0	0	0	10	40	25 to 35	60.0	6	60.0
23/07/2020	04:00	0	1	6	6	6	13	10	12	1	0	0	0	0	0	0	0	0	0	0	0	0	0	0	0	0	0	0	0	0	0	0	0	0	0	0	0	0	0	0	55	37.1	30 to 40	63.6	23	41.8
23/07/2020	05:00	0	10	21	30	30	33	40	11	4	2	0	0	0	0	0	0	0	0	0	0	0	0	0	0	0	0	0	0	0	0	0	0	0	0	0	0	0	0	0	181	33.8	25 to 35	56.9	57	31.5
23/07/2020	06:00	0	40	62	75	40	34	7	5	1	0	0	0	0	0	0	0	0	0	0	0	0	0	0	0	0	0	0	0	0	0	0	0	0	0	0	0	0	0	0	264	26	10 to 20	67.0	13	4.9
23/07/2020	07:00	0	42	65	79	44	23	11	5	0	0	0	1	0	0	0	0	0	0	0	0	0	0	0	0	0	0	0	0	0	0	0	0	0	0	0	0	0	0	0	270	25	15 to 25	69.6	17	6.3
23/07/2020	08:00	0	19	45	58	61	52	26	6	4	1	0	1	0	0	0	0	0	0	0	0	0	0	0	0	0	0	0	0	0	0	0	0	0	0	0	0	0	0	0	273	29.7	20 to 30	62.6	38	13.9
23/07/2020	09:00	0	28	63	48	47	32	18	6	1	1	0	0	0	0	0	0	0	0	0	0	0	0	0	0	0	0	0	0	0	0	0	0	0	0	0	0	0	0	0	244	28.3	15 to 25	64.8	26	10.7
23/07/2020	10:00	0	25	64	59	41	27	24	5	3	0	0	0	0	0	0	0	0	0	0	0	0	0	0	0	0	0	0	0	0	0	0	0	0	0	0	0	0	0	0	248	29.1	15 to 25	66.1	32	12.9
23/07/2020	11:00	0	32	64	64	46	23	17	7	1	1	0	1	0	0	0	0	0	0	0	0	0	0	0	0	0	0	0	0	0	0	0	0	0	0	0	0	0	0	0	256	27.6	15 to 25	68.0	27	10.5
23/07/2020	12:00	0	24	56	64	50	43	32	10	1	1	0	0	0	0	0	0	0	0	0	0	0	0	0	0	0	0	0	0	0	0	0	0	0	0	0	0	0	0	0	281	30.3	15 to 25	60.5	44	15.7
23/07/2020	13:00	0	4	16	32	59	96	78	37	20	2	0	0	0	0	0	0	0	0	0	0	0	0	0	0	0	0	0	0	0	0	0	0	0	0	0	0	0	0	0	344	35.9	25 to 35	67.7	137	39.8
23/07/2020	14:00	0	0	3	12	59	122	110	39	22	1	3	0	0	0	0	0	0	0	0	0	0	0	0	0	0	0	0	0	0	0	0	0	0	0	0	0	0	0	0	371	36.2	25 to 35	78.4	175	47.2
23/07/2020	15:00	0	5	12	28	64	145	127	56	23	1	0	0	0	0	0	0	0	0	0	0	0	0	0	0	0	0	0	0	0	0	0	0	0	0	0	0	0	0	0	461	36	25 to 35	72.9	207	44.9
23/07/2020	16:00	0	0	3	16	62	118	135	58	18	6	2	0	0	0	0	0	0	0	0	0	0	0	0	0	0	0	0	0	0	0	0	0	0	0	0	0	0	0	0	418	36.8	25 to 35	75.4	219	52.4
23/07/2020	17:00	0	0	1	5	51	91	80	43	13	8	1	0	0	0	0	0	0	0	0	0	0	0	0	0	0	0	0	0	0	0	0	0	0	0	0	0	0	0	0	293	37.4	25 to 35	75.8	145	49.5
23/07/2020	18:00	0	1	0	4	27	65	60	40	15	1	1	0	0	0	0	0	0	0	0	0	0	0	0	0	0	0	0	0	0	0	0	0	0	0	0	0	0	0	0	214	38.1	30 to 40	77.1	117	54.7
23/07/2020	19:00	0	0	0	1	14	34	41	14	10	3	0	0	0	0	0	0	0	0	0	0	0	0	0	0	0	0	0	0	0	0	0	0	0	0	0	0	0	0	0	117	38.2	25 to 35	76.1	68	58.1
23/07/2020	20:00	0	0	0	0	6	25	34	24	8	2	0	0	0	0	0	0	0	0	0	0	0	0	0	0	0	0	0	0	0	0	0	0	0	0	0	0	0	0	0	99	39	30 to 40	83.8	68	68.7
23/07/2020	21:00	0	0	0	0	1	13	13	20	7	7	0	0	0	0	0	0	0	0	0	0	0	0	0	0	0	0	0	0	0	0	0	0	0	0	0	0	0	0	0	61	43.6	30 to 40	75.4	47	77.0
23/07/2020	22:00	0	0	0	0	0	3	12	7	2	1	0	0	0	0	0	0	0	0	0	0	0	0	0	0	0	0	0	0	0	0	0	0	0	0	0	0	0	0	0	25	39.3	30 to 40	88.0	22	88.0
23/07/2020	23:00	0	0	0	0	0	1	3	5	5	2	1	1	0	0	0	0	0	0	0	0	0	0	0	0	0	0	0	0	0	0	0	0	0	0	0	0	0	0	0	18	47.5	35 to 45	72.2	17	94.4
24 Hr Summary		0	231	481	582	713	1004	887	417	161	41	8	3	1	0	0	0	0	0	0	0	0	0	0	0	0	0	0	0	0	0	0	0	0	0	0	0	0	0	0	4529	34.7	25 to 35	57.5	1518	33.5

Incoming Histogram
Alton Rd Facing Alton

from Sun-Mar-15-2020-05-00-AM to Sun-Aug-16-2020-02-59-PM

Date	Starting Hr:min	<5	5 to <10	10 to <15	15 to <20	20 to <25	25 to <30	30 to <35	35 to <40	40 to <45	45 to <50	50 to <55	55 to <60	60 to <65	65 to <70	70 to <75	75 to <80	80 to <85	85 to <90	90 to <95	95 to <100	100 to <105	105 to <110	110 to <115	115 to <120	120 to <125	125 to <130	130 to <135	135 to <140	140 to <145	145 to <150	150 to <155	155 to <160	160 to <165	165 to <170	170 to <175	175 to <180	180 to <185	185 to <190	190 to <195	195 to >200	Total Counts	85pct Speed	10MPH Pace	% in pace	# of Speeders	% Speeders
24/07/2020	00:00	0	0	0	0	1	2	2	4	3	3	0	0	0	0	0	0	0	0	0	0	0	0	0	0	0	0	0	0	0	0	0	0	0	0	0	0	0	0	0	15	46.7	40 to 50	66.7	12	80.0
24/07/2020	01:00	0	0	0	0	0	3	1	3	3	2	1	0	0	1	0	0	0	0	0	0	0	0	0	0	0	0	0	0	0	0	0	0	0	0	0	0	0	0	0	14	50	40 to 50	57.1	11	78.6
24/07/2020	02:00	0	0	0	0	0	1	4	0	1	1	0	0	0	0	0	0	0	0	0	0	0	0	0	0	0	0	0	0	0	0	0	0	0	0	0	0	0	0	0	7	45	25 to 35	71.4	6	85.7
24/07/2020	03:00	0	0	0	0	0	2	1	5	3	1	2	0	0	0	0	0	0	0	0	0	0	0	0	0	0	0	0	0	0	0	0	0	0	0	0	0	0	0	0	14	50	35 to 45	64.3	12	85.7
24/07/2020	04:00	0	0	1	7	4	4	11	13	10	3	2	0	0	0	0	0	0	0	0	0	0	0	0	0	0	0	0	0	0	0	0	0	0	0	0	0	0	0	0	55	43.5	35 to 45	61.8	39	70.9
24/07/2020	05:00	0	0	1	5	19	58	40	52	20	12	0	0	0	0	0	0	0	0	0	0	0	0	0	0	0	0	0	0	0	0	0	0	0	0	0	0	0	0	0	207	40.2	30 to 40	72.5	124	59.9
24/07/2020	06:00	0	3	10	19	59	110	81	37	14	2	0	0	0	0	0	0	0	0	0	0	0	0	0	0	0	0	0	0	0	0	0	0	0	0	0	0	0	0	0	335	35.4	25 to 35	74.6	134	40.0
24/07/2020	07:00	0	1	3	18	54	113	83	35	10	2	0	0	0	0	0	0	0	0	0	0	0	0	0	0	0	0	0	0	0	0	0	0	0	0	0	0	0	0	0	319	34.9	25 to 35	78.4	130	40.8
24/07/2020	08:00	0	2	9	15	40	90	76	42	8	0	0	0	0	0	0	0	0	0	0	0	0	0	0	0	0	0	0	0	0	0	0	0	0	0	0	0	0	0	0	282	36	30 to 40	73.8	126	44.7
24/07/2020	09:00	0	3	5	17	57	94	78	34	16	2	0	0	0	0	0	0	0	0	0	0	0	0	0	0	0	0	0	0	0	0	0	0	0	0	0	0	0	0	0	306	35.9	25 to 35	74.8	130	42.5
24/07/2020	10:00	0	10	8	22	45	107	95	44	12	1	0	0	0	0	0	0	0	0	0	0	0	0	0	0	0	0	0	0	0	0	0	0	0	0	0	0	0	0	0	344	35.6	25 to 35	71.8	152	44.2
24/07/2020	11:00	0	0	3	25	54	100	101	34	15	5	1	0	0	0	0	0	0	0	0	0	0	0	0	0	0	0	0	0	0	0	0	0	0	0	0	0	0	0	0	338	35.6	25 to 35	75.4	156	46.2
24/07/2020	12:00	0	6	6	31	50	93	77	39	8	4	1	0	1	0	0	0	0	0	0	0	0	0	0	0	0	0	0	0	0	0	0	0	0	0	0	0	0	0	0	316	35.8	25 to 35	69.6	130	41.1
24/07/2020	13:00	0	8	9	17	54	101	68	37	14	5	0	0	1	0	0	0	0	0	0	0	0	0	0	0	0	0	0	0	0	0	0	0	0	0	0	0	0	0	0	314	36.4	25 to 35	71.0	125	39.8
24/07/2020	14:00	0	0	4	16	48	133	103	45	20	3	0	1	0	0	0	0	0	0	0	0	0	0	0	0	0	0	0	0	0	0	0	0	0	0	0	0	0	0	0	373	36.4	25 to 35	76.1	172	46.1
24/07/2020	15:00	0	1	5	14	46	85	104	45	17	4	0	0	0	0	1	0	0	0	0	0	0	0	0	0	0	0	0	0	0	0	0	0	0	0	0	0	0	0	0	322	37.1	25 to 35	73.0	171	53.1
24/07/2020	16:00	0	1	2	15	56	120	101	48	12	6	0	0	0	0	0	0	0	0	0	0	0	0	0	0	0	0	0	0	0	0	0	0	0	0	0	0	0	0	0	361	36.2	25 to 35	76.7	167	46.3
24/07/2020	17:00	0	0	2	8	34	78	88	41	22	3	0	0	0	0	0	0	0	0	0	0	0	0	0	0	0	0	0	0	0	0	0	0	0	0	0	0	0	0	0	276	38	30 to 40	75.0	154	55.8
24/07/2020	18:00	0	0	1	6	23	54	48	33	19	4	1	0	0	0	0	0	0	0	0	0	0	0	0	0	0	0	0	0	0	0	0	0	0	0	0	0	0	0	0	189	39.4	30 to 40	71.4	105	55.6
24/07/2020	19:00	0	0	1	5	9	32	33	19	16	3	1	0	0	0	0	0	0	0	0	0	0	0	0	0	0	0	0	0	0	0	0	0	0	0	0	0	0	0	0	119	40.6	30 to 40	70.6	72	60.5
24/07/2020	20:00	0	0	0	1	7	16	19	18	9	3	2	1	0	0	0	0	0	0	0	0	0	0	0	0	0	0	0	0	0	0	0	0	0	0	0	0	0	0	0	76	42.2	30 to 40	69.7	52	68.4
24/07/2020	21:00	0	1	3	0	5	8	20	12	4	4	1	0	0	0	0	0	0	0	0	0	0	0	0	0	0	0	0	0	0	0	0	0	0	0	0	0	0	0	0	58	40	30 to 40	69.0	41	70.7
24/07/2020	22:00	0	0	0	0	4	7	8	5	7	5	0	0	1	0	0	0	0	0	0	0	0	0	0	0	0	0	0	0	0	0	0	0	0	0	0	0	0	0	0	37	45	30 to 40	54.1	26	70.3
24/07/2020	23:00	0	0	0	0	0	2	3	2	4	1	0	0	0	0	0	0	0	0	0	0	0	0	0	0	0	0	0	0	0	0	0	0	0	0	0	0	0	0	0	12	43.8	35 to 45	75.0	10	83.3
24 Hr Summary		0	36	73	241	669	1413	1245	647	267	79	12	2	3	1	0	1	0	0	0	0	0	0	0	0	0	0	0	0	0	0	0	0	0	0	0	0	0	0	0	4689	37.4	25 to 35	71.0	2257	48.1

Incoming Histogram
Alton Rd Facing Alton

from Sun-Mar-15-2020-05-00-AM to Sun-Aug-16-2020-02-59-PM

Date	Starting Hr:min	<5	5 to <10	10 to <15	15 to <20	20 to <25	25 to <30	30 to <35	35 to <40	40 to <45	45 to <50	50 to <55	55 to <60	60 to <65	65 to <70	70 to <75	75 to <80	80 to <85	85 to <90	90 to <95	95 to <100	100 to <105	105 to <110	110 to <115	115 to <120	120 to <125	125 to <130	130 to <135	135 to <140	140 to <145	145 to <150	150 to <155	155 to <160	160 to <165	165 to <170	170 to <175	175 to <180	180 to <185	185 to <190	190 to <195	195 to >200	Total Counts	85pct Speed	10MPH Pace	% in pace	# of Speeders	% Speeders
25/07/2020	00:00	0	0	0	0	0	0	0	1	2	0	0	0	0	0	0	0	0	0	0	0	0	0	0	0	0	0	0	0	0	0	0	0	0	0	0	0	0	0	0	0	3	45	35 to 45	100.0	3	100.0
25/07/2020	01:00	0	3	1	0	0	0	3	0	0	1	0	0	0	0	0	0	0	0	0	0	0	0	0	0	0	0	0	0	0	0	0	0	0	0	0	0	0	0	0	0	8	40	5 to 15	50.0	4	50.0
25/07/2020	02:00	0	0	0	0	0	1	2	0	1	1	0	0	0	0	0	0	0	0	0	0	0	0	0	0	0	0	0	0	0	0	0	0	0	0	0	0	0	0	0	0	5	45	25 to 35	60.0	4	80.0
25/07/2020	03:00	0	0	0	0	0	0	3	4	2	1	0	0	0	1	0	0	0	0	0	0	0	0	0	0	0	0	0	0	0	0	0	0	0	0	0	0	0	0	0	0	11	45	35 to 45	81.8	11	100.0
25/07/2020	04:00	0	0	0	2	4	1	5	5	6	1	1	0	2	0	0	0	0	0	0	0	0	0	0	0	0	0	0	0	0	0	0	0	0	0	0	0	0	0	0	0	27	45	35 to 45	59.3	20	74.1
25/07/2020	05:00	0	0	0	0	5	13	14	16	17	2	0	0	0	0	0	0	0	0	0	0	0	0	0	0	0	0	0	0	0	0	0	0	0	0	0	0	0	0	0	0	67	42.6	35 to 45	70.1	49	73.1
25/07/2020	06:00	0	2	2	1	4	26	24	18	17	8	1	0	0	0	0	0	0	0	0	0	0	0	0	0	0	0	0	0	0	0	0	0	0	0	0	0	0	0	0	0	103	43.2	30 to 40	66.0	68	66.0
25/07/2020	07:00	0	0	0	5	10	36	37	28	12	4	0	0	0	0	0	0	0	0	0	0	0	0	0	0	0	0	0	0	0	0	0	0	0	0	0	0	0	0	0	0	132	39.3	30 to 40	76.5	81	61.4
25/07/2020	08:00	0	1	1	7	30	71	63	28	6	4	0	0	0	0	0	0	0	0	0	0	0	0	0	0	0	0	0	0	0	0	0	0	0	0	0	0	0	0	0	0	211	36.1	25 to 35	77.7	101	47.9
25/07/2020	09:00	0	0	0	3	17	73	80	34	19	1	0	0	0	0	0	0	0	0	0	0	0	0	0	0	0	0	0	0	0	0	0	0	0	0	0	0	0	0	0	0	227	37.9	30 to 40	82.4	134	59.0
25/07/2020	10:00	0	0	3	10	47	83	82	36	9	2	0	0	0	0	0	0	0	0	0	0	0	0	0	0	0	0	0	0	0	0	0	0	0	0	0	0	0	0	0	0	272	35.8	25 to 35	77.9	129	47.4
25/07/2020	11:00	0	1	0	18	28	90	82	37	16	2	0	0	0	0	0	0	0	0	0	0	0	0	0	0	0	0	0	0	0	0	0	0	0	0	0	0	0	0	0	0	274	36.9	30 to 40	76.3	137	50.0
25/07/2020	12:00	0	49	2	7	29	96	71	26	12	5	0	0	0	0	0	0	0	0	0	0	0	0	0	0	0	0	0	0	0	0	0	0	0	0	0	0	0	0	0	0	297	34.9	25 to 35	66.0	114	38.4
25/07/2020	13:00	0	80	14	2	31	72	57	29	10	2	1	0	0	0	0	0	0	0	0	0	0	0	0	0	0	0	0	0	0	0	0	0	0	0	0	0	0	0	0	0	298	34.7	25 to 35	53.7	99	33.2
25/07/2020	14:00	0	187	65	5	26	66	52	17	8	1	0	0	0	0	0	0	0	0	0	0	0	0	0	0	0	0	0	0	0	0	0	0	0	0	0	0	0	0	0	0	427	31.3	10 to 20	60.2	78	18.3
25/07/2020	15:00	0	152	1	7	17	49	39	25	8	0	1	0	0	0	0	0	0	0	0	0	0	0	0	0	0	0	0	0	0	0	0	0	0	0	0	0	0	0	0	0	299	33.6	10 to 20	53.5	73	24.4
25/07/2020	16:00	0	1	1	7	21	61	63	32	14	5	0	1	0	0	0	0	0	0	0	0	0	0	0	0	0	0	0	0	0	0	0	0	0	0	0	0	0	0	0	0	206	38.3	30 to 40	75.7	115	55.8
25/07/2020	17:00	0	0	1	4	15	49	57	30	9	0	1	0	0	0	0	0	0	0	0	0	0	0	0	0	0	0	0	0	0	0	0	0	0	0	0	0	0	0	0	0	166	37.5	30 to 40	81.9	97	58.4
25/07/2020	18:00	0	124	13	1	9	27	34	17	12	2	1	0	0	0	0	0	0	0	0	0	0	0	0	0	0	0	0	0	0	0	0	0	0	0	0	0	0	0	0	0	240	34.4	10 to 20	57.5	66	27.5
25/07/2020	19:00	0	212	15	0	5	19	18	14	10	2	1	0	0	0	0	0	0	0	0	0	0	0	0	0	0	0	0	0	0	0	0	0	0	0	0	0	0	0	0	0	296	30.3	5 to 15	76.7	45	15.2
25/07/2020	20:00	0	0	0	2	1	18	28	11	2	0	0	0	0	0	0	0	0	0	0	0	0	0	0	0	0	0	0	0	0	0	0	0	0	0	0	0	0	0	0	0	62	36.8	30 to 40	91.9	41	66.1
25/07/2020	21:00	0	0	0	0	1	6	12	9	4	3	0	1	0	0	0	0	0	0	0	0	0	0	0	0	0	0	0	0	0	0	0	0	0	0	0	0	0	0	0	0	36	43.8	30 to 40	75.0	29	80.6
25/07/2020	22:00	0	0	0	0	2	10	12	10	7	2	0	0	0	0	0	0	0	0	0	0	0	0	0	0	0	0	0	0	0	0	0	0	0	0	0	0	0	0	0	0	43	42.1	30 to 40	74.4	31	72.1
25/07/2020	23:00	0	0	0	0	0	5	6	3	3	0	0	0	0	0	0	0	0	0	0	0	0	0	0	0	0	0	0	0	0	0	0	0	0	0	0	0	0	0	0	0	17	40	30 to 40	82.4	12	70.6
24 Hr Summary		0	812	119	81	302	872	841	433	206	48	8	2	2	1	0	0	0	0	0	0	0	0	0	0	0	0	0	0	0	0	0	0	0	0	0	0	0	0	0	0	3727	36.6	30 to 40	57.6	1541	41.3

Incoming Histogram
Alton Rd Facing Alton

from Sun-Mar-15-2020-05-00-AM to Sun-Aug-16-2020-02-59-PM

Date	Starting Hr:min	<5	5 to <10	10 to <15	15 to <20	20 to <25	25 to <30	30 to <35	35 to <40	40 to <45	45 to <50	50 to <55	55 to <60	60 to <65	65 to <70	70 to <75	75 to <80	80 to <85	85 to <90	90 to <95	95 to <100	100 to <105	105 to <110	110 to <115	115 to <120	120 to <125	125 to <130	130 to <135	135 to <140	140 to <145	145 to <150	150 to <155	155 to <160	160 to <165	165 to <170	170 to <175	175 to <180	180 to <185	185 to <190	190 to <195	195 to >200	Total Counts	85pct Speed	10MPH Pace	% in pace	# of Speeders	% Speeders
26/07/2020	00:00	0	0	0	0	0	0	1	3	2	1	0	0	0	0	0	0	0	0	0	0	0	0	0	0	0	0	0	0	0	0	0	0	0	0	0	0	0	0	0	0	7	45	35 to 45	85.7	7	100.0
26/07/2020	01:00	0	0	0	0	1	2	0	1	0	1	0	0	0	0	0	0	0	0	0	0	0	0	0	0	0	0	0	0	0	0	0	0	0	0	0	0	0	0	0	0	5	45	25 to 35	60.0	4	80.0
26/07/2020	02:00	0	0	0	0	0	1	1	1	1	0	0	0	0	0	0	0	0	0	0	0	0	0	0	0	0	0	0	0	0	0	0	0	0	0	0	0	0	0	0	0	4	40	30 to 40	75.0	3	75.0
26/07/2020	03:00	0	0	0	0	0	0	4	1	0	2	0	0	0	0	0	0	0	0	0	0	0	0	0	0	0	0	0	0	0	0	0	0	0	0	0	0	0	0	0	0	7	47.5	30 to 40	71.4	7	100.0
26/07/2020	04:00	0	0	0	0	0	5	4	3	4	2	0	0	1	0	0	0	0	0	0	0	0	0	0	0	0	0	0	0	0	0	0	0	0	0	0	0	0	0	0	0	19	45	30 to 40	63.2	14	73.7
26/07/2020	05:00	0	0	0	0	1	8	11	14	6	2	0	0	0	0	0	0	0	0	0	0	0	0	0	0	0	0	0	0	0	0	0	0	0	0	0	0	0	0	0	0	42	41.7	30 to 40	78.6	33	78.6
26/07/2020	06:00	0	1	0	0	2	17	13	17	13	3	1	0	0	0	0	0	0	0	0	0	0	0	0	0	0	0	0	0	0	0	0	0	0	0	0	0	0	0	0	0	67	42.7	30 to 40	70.1	47	70.1
26/07/2020	07:00	0	3	0	2	10	19	34	25	7	1	0	0	0	0	0	0	0	0	0	0	0	0	0	0	0	0	0	0	0	0	0	0	0	0	0	0	0	0	0	0	101	38.6	30 to 40	77.2	67	66.3
26/07/2020	08:00	0	1	0	4	15	36	36	41	9	1	0	0	0	0	0	0	0	0	0	0	0	0	0	0	0	0	0	0	0	0	0	0	0	0	0	0	0	0	0	0	143	38.7	30 to 40	79.0	87	60.8
26/07/2020	09:00	0	0	2	3	31	60	53	26	7	3	0	0	0	0	0	0	0	0	0	0	0	0	0	0	0	0	0	0	0	0	0	0	0	0	0	0	0	0	0	0	185	36.5	25 to 35	77.8	89	48.1
26/07/2020	10:00	0	0	2	3	40	64	68	43	11	1	0	0	0	0	0	0	0	0	0	0	0	0	0	0	0	0	0	0	0	0	0	0	0	0	0	0	0	0	0	0	232	37.3	30 to 40	75.4	123	53.0
26/07/2020	11:00	0	0	1	12	29	83	90	49	14	1	1	0	0	0	0	0	0	0	0	0	0	0	0	0	0	0	0	0	0	0	0	0	0	0	0	0	0	0	0	0	280	37.3	30 to 40	79.3	155	55.4
26/07/2020	12:00	0	0	0	4	28	92	88	44	17	0	0	0	0	0	0	0	0	0	0	0	0	0	0	0	0	0	0	0	0	0	0	0	0	0	0	0	0	0	0	0	273	37.3	30 to 40	82.1	149	54.6
26/07/2020	13:00	0	25	1	12	38	88	62	34	16	2	0	0	0	0	0	0	0	0	0	0	0	0	0	0	0	0	0	0	0	0	0	0	0	0	0	0	0	0	0	0	278	36.5	25 to 35	67.6	114	41.0
26/07/2020	14:00	0	5	1	11	29	82	78	42	14	0	1	0	0	0	0	0	0	0	0	0	0	0	0	0	0	0	0	0	0	0	0	0	0	0	0	0	0	0	0	0	263	37.1	30 to 40	76.8	135	51.3
26/07/2020	15:00	0	1	2	2	25	59	79	29	11	2	2	0	0	0	0	0	0	0	0	0	0	0	0	0	0	0	0	0	0	0	0	0	0	0	0	0	0	0	0	0	212	37.1	30 to 40	78.8	123	58.0
26/07/2020	16:00	0	0	1	13	28	75	58	35	12	0	0	0	0	0	0	0	0	0	0	0	0	0	0	0	0	0	0	0	0	0	0	0	0	0	0	0	0	0	0	0	222	37	30 to 40	75.7	105	47.3
26/07/2020	17:00	0	1	0	4	27	57	63	28	14	2	1	1	0	0	0	0	0	0	0	0	0	0	0	0	0	0	0	0	0	0	0	0	0	0	0	0	0	0	0	0	198	37.9	30 to 40	74.7	109	55.1
26/07/2020	18:00	0	0	0	1	14	33	52	34	16	5	0	0	0	0	0	0	0	0	0	0	0	0	0	0	0	0	0	0	0	0	0	0	0	0	0	0	0	0	0	0	155	39.7	30 to 40	76.8	107	69.0
26/07/2020	19:00	0	0	0	1	8	29	35	17	12	1	0	0	0	0	0	0	0	0	0	0	0	0	0	0	0	0	0	0	0	0	0	0	0	0	0	0	0	0	0	0	103	39.4	30 to 40	78.6	65	63.1
26/07/2020	20:00	0	0	0	2	6	28	24	12	4	2	1	0	0	0	0	0	0	0	0	0	0	0	0	0	0	0	0	0	0	0	0	0	0	0	0	0	0	0	0	0	79	37.9	30 to 40	81.0	43	54.4
26/07/2020	21:00	0	0	0	1	1	5	8	9	6	2	0	1	0	0	0	0	0	0	0	0	0	0	0	0	0	0	0	0	0	0	0	0	0	0	0	0	0	0	0	0	33	43.3	35 to 45	69.7	26	78.8
26/07/2020	22:00	0	0	0	0	0	3	2	4	5	3	0	0	0	0	0	0	0	0	0	0	0	0	0	0	0	0	0	0	0	0	0	0	0	0	0	0	0	0	0	0	17	45	40 to 50	70.6	14	82.4
26/07/2020	23:00	0	0	0	0	0	2	0	1	0	1	3	0	0	0	0	0	0	0	0	0	0	0	0	0	0	0	0	0	0	0	0	0	0	0	0	0	0	0	0	0	7	53.3	45 to 55	57.1	5	71.4
24 Hr Summary		0	37	10	75	332	847	866	512	202	37	11	2	1	0	0	0	0	0	0	0	0	0	0	0	0	0	0	0	0	0	0	0	0	0	0	0	0	0	0	0	2932	38.2	30 to 40	75.9	1631	55.6

Incoming Histogram
Alton Rd Facing Alton

from Sun-Mar-15-2020-05-00-AM to Sun-Aug-16-2020-02-59-PM

Date	Starting Hr:min	<5	5 to <10	10 to <15	15 to <20	20 to <25	25 to <30	30 to <35	35 to <40	40 to <45	45 to <50	50 to <55	55 to <60	60 to <65	65 to <70	70 to <75	75 to <80	80 to <85	85 to <90	90 to <95	95 to <100	100 to <105	105 to <110	110 to <115	115 to <120	120 to <125	125 to <130	130 to <135	135 to <140	140 to <145	145 to <150	150 to <155	155 to <160	160 to <165	165 to <170	170 to <175	175 to <180	180 to <185	185 to <190	190 to <195	195 to >200	Total Counts	85pct Speed	10MPH Pace	% in pace	# of Speeders	% Speeders
27/07/2020	00:00	0	0	0	0	0	0	0	0	0	1	0	0	0	0	0	0	0	0	0	0	0	0	0	0	0	0	0	0	0	0	0	0	0	0	0	0	0	0	0	0	1	50	40 to 50	100.0	1	100.0
27/07/2020	01:00	0	0	0	0	0	0	1	1	0	0	0	0	0	0	0	0	0	0	0	0	0	0	0	0	0	0	0	0	0	0	0	0	0	0	0	0	0	0	0	0	2	40	30 to 40	100.0	2	100.0
27/07/2020	02:00	0	0	0	0	0	1	0	0	1	0	1	0	0	0	0	0	0	0	0	0	0	0	0	0	0	0	0	0	0	0	0	0	0	0	0	0	0	0	0	0	3	60	50 to 60	66.7	3	100.0
27/07/2020	03:00	0	0	0	1	0	3	1	4	5	1	0	0	0	1	0	0	0	0	0	0	0	0	0	0	0	0	0	0	0	0	0	0	0	0	0	0	0	0	0	0	16	45	35 to 45	62.5	12	75.0
27/07/2020	04:00	0	0	0	2	4	7	14	15	6	8	3	1	0	0	0	0	0	0	0	0	0	0	0	0	0	0	0	0	0	0	0	0	0	0	0	0	0	0	0	0	60	46.9	30 to 40	60.0	47	78.3
27/07/2020	05:00	0	20	0	8	17	54	57	37	16	4	2	0	0	0	0	0	0	0	0	0	0	0	0	0	0	0	0	0	0	0	0	0	0	0	0	0	0	0	0	0	215	38.6	30 to 40	68.8	116	54.0
27/07/2020	06:00	0	4	6	14	62	130	91	53	8	2	1	0	0	0	0	0	0	0	0	0	0	0	0	0	0	0	0	0	0	0	0	0	0	0	0	0	0	0	0	0	371	35.8	25 to 35	76.3	155	41.8
27/07/2020	07:00	0	13	2	22	64	114	66	30	10	3	0	0	0	0	0	0	0	0	0	0	0	0	0	0	0	0	0	0	0	0	0	0	0	0	0	0	0	0	0	0	324	34.5	25 to 35	75.3	109	33.6
27/07/2020	08:00	0	0	4	6	37	75	67	32	18	1	0	0	0	0	0	0	0	0	0	0	0	0	0	0	0	0	0	0	0	0	0	0	0	0	0	0	0	0	0	0	240	37.3	25 to 35	74.6	118	49.2
27/07/2020	09:00	0	1	0	8	32	78	66	37	9	2	1	0	0	0	0	0	0	0	0	0	0	0	0	0	0	0	0	0	0	0	0	0	0	0	0	0	0	0	0	0	234	36.9	30 to 40	77.4	115	49.1
27/07/2020	10:00	0	3	3	17	50	82	83	30	13	1	0	0	0	0	0	0	0	0	0	0	0	0	0	0	0	0	0	0	0	0	0	0	0	0	0	0	0	0	0	0	282	35.3	25 to 35	76.2	127	45.0
27/07/2020	11:00	0	78	2	8	33	83	65	38	7	3	0	0	0	0	0	0	0	0	0	0	0	0	0	0	0	0	0	0	0	0	0	0	0	0	0	0	0	0	0	0	317	35	30 to 40	58.7	113	35.6
27/07/2020	12:00	0	2	0	7	26	76	73	28	10	1	0	0	0	0	0	0	0	0	0	0	0	0	0	0	0	0	0	0	0	0	0	0	0	0	0	0	0	0	0	0	223	36.1	30 to 40	79.4	112	50.2
27/07/2020	13:00	0	1	14	11	33	78	74	36	10	2	0	0	0	0	0	0	0	0	0	0	0	0	0	0	0	0	0	0	0	0	0	0	0	0	0	0	0	0	0	0	259	36.2	30 to 40	72.6	122	47.1
27/07/2020	14:00	0	0	1	7	33	96	89	45	21	5	0	0	0	0	0	0	0	0	0	0	0	0	0	0	0	0	0	0	0	0	0	0	0	0	0	0	0	0	0	0	297	37.9	30 to 40	77.4	160	53.9
27/07/2020	15:00	0	1	4	16	52	133	122	69	30	5	0	0	0	0	0	0	0	0	0	0	0	0	0	0	0	0	0	0	0	0	0	0	0	0	0	0	0	0	0	0	432	37.8	30 to 40	75.0	226	52.3
27/07/2020	16:00	0	0	1	7	50	128	101	59	19	8	0	0	0	0	0	0	0	0	0	0	0	0	0	0	0	0	0	0	0	0	0	0	0	0	0	0	0	0	0	0	373	37.5	30 to 40	77.2	187	50.1
27/07/2020	17:00	0	1	1	10	16	60	68	47	25	6	0	0	0	0	0	0	0	0	0	0	0	0	0	0	0	0	0	0	0	0	0	0	0	0	0	0	0	0	0	0	234	39.6	30 to 40	74.8	146	62.4
27/07/2020	18:00	0	2	2	1	12	29	42	29	12	7	1	0	0	1	0	0	0	0	0	0	0	0	0	0	0	0	0	0	0	0	0	0	0	0	0	0	0	0	0	0	138	40	30 to 40	72.5	92	66.7
27/07/2020	19:00	0	0	0	1	2	13	22	13	19	4	1	0	0	0	0	0	0	0	0	0	0	0	0	0	0	0	0	0	0	0	0	0	0	0	0	0	0	0	0	0	75	43.4	35 to 45	72.0	59	78.7
27/07/2020	20:00	0	0	1	1	3	10	15	14	8	4	0	0	0	0	0	0	0	0	0	0	0	0	0	0	0	0	0	0	0	0	0	0	0	0	0	0	0	0	0	0	56	42.5	30 to 40	69.6	41	73.2
27/07/2020	21:00	0	0	0	0	3	16	12	12	6	3	0	0	1	0	0	0	0	0	0	0	0	0	0	0	0	0	0	0	0	0	0	0	0	0	0	0	0	0	0	0	53	41.7	30 to 40	75.5	34	64.2
27/07/2020	22:00	0	0	0	0	0	6	5	8	7	2	0	0	0	0	0	0	0	0	0	0	0	0	0	0	0	0	0	0	0	0	0	0	0	0	0	0	0	0	0	0	28	43.6	35 to 45	71.4	22	78.6
27/07/2020	23:00	0	0	0	0	0	1	4	1	3	2	0	0	0	0	0	0	0	0	0	0	0	0	0	0	0	0	0	0	0	0	0	0	0	0	0	0	0	0	0	0	11	45	35 to 45	72.7	10	90.9
24 Hr Summary		0	126	41	147	529	1272	1139	638	262	76	9	2	1	2	0	0	0	0	0	0	0	0	0	0	0	0	0	0	0	0	0	0	0	0	0	0	0	0	0	0	4244	37.8	30 to 40	71.8	2129	50.2

Incoming Histogram
Alton Rd Facing Alton

from Sun-Mar-15-2020-05-00-AM to Sun-Aug-16-2020-02-59-PM

Date	Starting Hr:min	<5	5 to <10	10 to <15	15 to <20	20 to <25	25 to <30	30 to <35	35 to <40	40 to <45	45 to <50	50 to <55	55 to <60	60 to <65	65 to <70	70 to <75	75 to <80	80 to <85	85 to <90	90 to <95	95 to <100	100 to <105	105 to <110	110 to <115	115 to <120	120 to <125	125 to <130	130 to <135	135 to <140	140 to <145	145 to <150	150 to <155	155 to <160	160 to <165	165 to <170	170 to <175	175 to <180	180 to <185	185 to <190	190 to <195	195 to >200	Total Counts	85pct Speed	10MPH Pace	% in pace	# of Speeders	% Speeders
28/07/2020	00:00	0	0	0	0	0	1	0	2	2	5	1	0	0	0	0	0	0	0	0	0	0	0	0	0	0	0	0	0	0	0	0	0	0	0	0	0	0	0	0	11	49	40 to 50	81.8	10	90.9
28/07/2020	01:00	0	0	0	0	0	1	1	2	4	5	0	0	0	0	0	0	0	0	0	0	0	0	0	0	0	0	0	0	0	0	0	0	0	0	0	0	0	0	0	13	48	40 to 50	84.6	12	92.3
28/07/2020	02:00	0	0	0	0	0	0	1	1	0	1	0	0	0	0	0	0	0	0	0	0	0	0	0	0	0	0	0	0	0	0	0	0	0	0	0	0	0	0	0	3	50	30 to 40	66.7	3	100.0
28/07/2020	03:00	0	0	0	0	0	2	2	4	5	0	1	0	0	0	0	0	0	0	0	0	0	0	0	0	0	0	0	0	0	0	0	0	0	0	0	0	0	0	0	14	44	35 to 45	78.6	12	85.7
28/07/2020	04:00	0	0	0	0	5	8	8	10	12	7	2	0	0	0	0	0	0	0	0	0	0	0	0	0	0	0	0	0	0	0	0	0	0	0	0	0	0	0	0	52	45.7	35 to 45	57.7	39	75.0
28/07/2020	05:00	0	1	1	2	16	47	68	41	31	6	1	0	0	0	0	0	0	0	0	0	0	0	0	0	0	0	0	0	0	0	0	0	0	0	0	0	0	0	0	214	41	30 to 40	72.9	147	68.7
28/07/2020	06:00	0	1	3	8	52	143	88	51	14	3	1	0	0	0	0	0	0	0	0	0	0	0	0	0	0	0	0	0	0	0	0	0	0	0	0	0	0	0	0	364	36.4	25 to 35	77.7	157	43.1
28/07/2020	07:00	0	2	5	18	68	109	80	29	13	2	1	0	0	0	0	0	0	0	0	0	0	0	0	0	0	0	0	0	0	0	0	0	0	0	0	0	0	0	0	327	34.8	25 to 35	78.6	125	38.2
28/07/2020	08:00	0	5	16	13	40	84	64	32	11	3	0	0	0	0	0	0	0	0	0	0	0	0	0	0	0	0	0	0	0	0	0	0	0	0	0	0	0	0	0	268	35.9	25 to 35	70.1	110	41.0
28/07/2020	09:00	0	39	41	32	41	69	39	12	3	1	0	0	0	0	0	0	0	0	0	0	0	0	0	0	0	0	0	0	0	0	0	0	0	0	0	0	0	0	0	277	31.7	25 to 35	53.8	55	19.9
28/07/2020	10:00	0	5	2	19	49	119	77	38	10	2	1	0	0	0	0	0	0	0	0	0	0	0	0	0	0	0	0	0	0	0	0	0	0	0	0	0	0	0	0	322	35.4	25 to 35	76.1	128	39.8
28/07/2020	11:00	0	3	4	19	45	105	94	35	8	1	1	0	0	0	0	0	0	0	0	0	0	0	0	0	0	0	0	0	0	0	0	0	0	0	0	0	0	0	0	315	34.9	25 to 35	77.5	139	44.1
28/07/2020	12:00	0	0	3	12	56	95	78	31	11	0	0	0	0	1	0	0	0	0	0	0	0	0	0	0	0	0	0	0	0	0	0	0	0	0	0	0	0	0	0	287	35	25 to 35	79.8	121	42.2
28/07/2020	13:00	0	2	1	9	56	117	71	32	15	2	0	0	0	0	0	0	0	0	0	0	0	0	0	0	0	0	0	0	0	0	0	0	0	0	0	0	0	0	0	305	35.5	25 to 35	80.0	120	39.3
28/07/2020	14:00	0	1	2	15	52	121	100	41	14	4	1	0	0	0	0	0	0	0	0	0	0	0	0	0	0	0	0	0	0	0	0	0	0	0	0	0	0	0	0	351	35.9	25 to 35	77.8	160	45.6
28/07/2020	15:00	0	5	8	24	90	143	114	65	26	6	0	0	0	0	0	0	0	0	0	0	0	0	0	0	0	0	0	0	0	0	0	0	0	0	0	0	0	0	0	481	36.9	25 to 35	72.1	211	43.9
28/07/2020	16:00	0	0	3	16	69	165	149	47	15	1	0	0	0	0	0	0	0	0	0	0	0	0	0	0	0	0	0	0	0	0	0	0	0	0	0	0	0	0	0	465	34.8	25 to 35	82.4	212	45.6
28/07/2020	17:00	0	0	0	4	16	61	78	54	20	4	1	0	0	0	0	0	0	0	0	0	0	0	0	0	0	0	0	0	0	0	0	0	0	0	0	0	0	0	0	238	39	30 to 40	81.1	157	66.0
28/07/2020	18:00	0	1	0	2	9	39	52	28	14	5	1	1	0	0	0	0	0	0	0	0	0	0	0	0	0	0	0	0	0	0	0	0	0	0	0	0	0	0	0	152	39.6	30 to 40	78.3	101	66.4
28/07/2020	19:00	0	0	0	2	9	21	32	15	3	4	1	1	0	0	0	0	0	0	0	0	0	0	0	0	0	0	0	0	0	0	0	0	0	0	0	0	0	0	0	88	38.7	30 to 40	77.3	56	63.6
28/07/2020	20:00	0	1	0	1	6	20	11	12	12	6	0	0	0	0	0	0	0	0	0	0	0	0	0	0	0	0	0	0	0	0	0	0	0	0	0	0	0	0	0	69	43.3	30 to 40	62.3	41	59.4
28/07/2020	21:00	0	0	0	0	3	15	13	4	7	3	1	0	0	0	0	0	0	0	0	0	0	0	0	0	0	0	0	0	0	0	0	0	0	0	0	0	0	0	0	46	42.9	30 to 40	69.6	28	60.9
28/07/2020	22:00	0	0	0	0	0	4	4	8	6	3	0	0	0	0	0	0	0	0	0	0	0	0	0	0	0	0	0	0	0	0	0	0	0	0	0	0	0	0	0	25	44.2	35 to 45	72.0	21	84.0
28/07/2020	23:00	0	0	0	0	0	2	6	2	2	1	1	0	0	0	0	0	0	0	0	0	0	0	0	0	0	0	0	0	0	0	0	0	0	0	0	0	0	0	0	14	45	30 to 40	71.4	12	85.7
24 Hr Summary		0	66	89	196	682	1491	1230	596	258	75	15	2	0	1	0	0	0	0	0	0	0	0	0	0	0	0	0	0	0	0	0	0	0	0	0	0	0	0	0	4701	37	25 to 35	72.4	2177	46.3

Incoming Histogram
Alton Rd Facing Alton

from Sun-Mar-15-2020-05-00-AM to Sun-Aug-16-2020-02-59-PM

Date	Starting Hr:min	<5	5 to <10	10 to <15	15 to <20	20 to <25	25 to <30	30 to <35	35 to <40	40 to <45	45 to <50	50 to <55	55 to <60	60 to <65	65 to <70	70 to <75	75 to <80	80 to <85	85 to <90	90 to <95	95 to <100	100 to <105	105 to <110	110 to <115	115 to <120	120 to <125	125 to <130	130 to <135	135 to <140	140 to <145	145 to <150	150 to <155	155 to <160	160 to <165	165 to <170	170 to <175	175 to <180	180 to <185	185 to <190	190 to <195	195 to >200	Total Counts	85pct Speed	10MPH Pace	% in pace	# of Speeders	% Speeders
29/07/2020	00:00	0	0	0	0	0	0	2	4	2	1	0	0	0	0	0	0	0	0	0	0	0	0	0	0	0	0	0	0	0	0	0	0	0	0	0	0	0	0	0	9	45	35 to 45	88.9	9	100.0
29/07/2020	01:00	0	0	0	0	0	2	2	3	7	1	1	0	0	0	0	0	0	0	0	0	0	0	0	0	0	0	0	0	0	0	0	0	0	0	0	0	0	0	0	16	45	35 to 45	75.0	14	87.5
29/07/2020	02:00	0	0	0	0	0	0	1	2	1	1	0	0	1	0	0	0	0	0	0	0	0	0	0	0	0	0	0	0	0	0	0	0	0	0	0	0	0	0	0	6	50	35 to 45	66.7	6	100.0
29/07/2020	03:00	0	0	0	1	0	3	5	5	1	2	2	0	0	0	0	0	0	0	0	0	0	0	0	0	0	0	0	0	0	0	0	0	0	0	0	0	0	0	0	19	47.5	30 to 40	68.4	15	78.9
29/07/2020	04:00	0	0	0	0	3	5	9	16	16	7	0	0	0	0	0	0	0	0	0	0	0	0	0	0	0	0	0	0	0	0	0	0	0	0	0	0	0	0	0	56	44.7	35 to 45	73.2	48	85.7
29/07/2020	05:00	0	0	1	10	38	62	65	40	22	8	0	0	0	0	0	0	0	0	0	0	0	0	0	0	0	0	0	0	0	0	0	0	0	0	0	0	0	0	0	246	39.1	30 to 40	67.9	135	54.9
29/07/2020	06:00	0	0	6	20	68	132	76	61	13	5	0	0	0	0	0	0	0	0	0	0	0	0	0	0	0	0	0	0	0	0	0	0	0	0	0	0	0	0	0	381	36.8	25 to 35	72.4	155	40.7
29/07/2020	07:00	0	2	5	20	51	111	91	35	15	2	0	1	0	0	0	0	0	0	0	0	0	0	0	0	0	0	0	0	0	0	0	0	0	0	0	0	0	0	0	333	35.4	25 to 35	76.0	144	43.2
29/07/2020	08:00	0	0	2	13	49	98	78	41	9	1	0	0	0	0	0	0	0	0	0	0	0	0	0	0	0	0	0	0	0	0	0	0	0	0	0	0	0	0	0	291	35.9	25 to 35	77.3	129	44.3
29/07/2020	09:00	0	3	7	22	59	97	65	41	8	1	0	0	0	0	0	0	0	0	0	0	0	0	0	0	0	0	0	0	0	0	0	0	0	0	0	0	0	0	0	303	35.6	25 to 35	72.9	115	38.0
29/07/2020	10:00	0	1	4	32	40	70	74	32	14	4	2	1	0	0	0	0	0	0	0	0	0	0	0	0	0	0	0	0	0	0	0	0	0	0	0	0	0	0	0	274	36.9	25 to 35	67.2	127	46.4
29/07/2020	11:00	0	8	8	21	63	99	66	32	14	5	0	0	0	0	0	0	0	0	0	0	0	0	0	0	0	0	0	0	0	0	0	0	0	0	0	0	0	0	0	316	35.6	25 to 35	72.2	117	37.0
29/07/2020	12:00	0	3	1	8	36	83	77	47	16	3	1	0	0	0	0	0	0	0	0	0	0	0	0	0	0	0	0	0	0	0	0	0	0	0	0	0	0	0	0	275	37.8	30 to 40	75.3	144	52.4
29/07/2020	13:00	0	1	6	26	40	94	69	46	10	1	2	0	1	0	0	0	0	0	0	0	0	0	0	0	0	0	0	0	0	0	0	0	0	0	0	0	0	0	0	296	36.7	30 to 40	70.6	129	43.6
29/07/2020	14:00	0	0	7	21	60	108	95	50	15	2	2	0	0	0	0	0	0	0	0	0	0	0	0	0	0	0	0	0	0	0	0	0	0	0	0	0	0	0	0	360	36.5	25 to 35	73.1	164	45.6
29/07/2020	15:00	0	0	3	9	51	142	121	74	17	4	0	0	0	0	0	0	0	0	0	0	0	0	0	0	0	0	0	0	0	0	0	0	0	0	0	0	0	0	0	421	37.2	30 to 40	80.0	216	51.3
29/07/2020	16:00	0	1	0	29	69	160	123	60	20	4	1	0	0	0	0	0	0	0	0	0	0	0	0	0	0	0	0	0	0	0	0	0	0	0	0	0	0	0	0	467	36.2	25 to 35	75.4	208	44.5
29/07/2020	17:00	0	3	2	5	26	96	84	48	16	5	0	0	0	0	0	0	0	0	0	0	0	0	0	0	0	0	0	0	0	0	0	0	0	0	0	0	0	0	0	285	37.7	30 to 40	80.0	153	53.7
29/07/2020	18:00	0	0	2	8	21	72	50	32	11	4	1	0	0	0	0	0	0	0	0	0	0	0	0	0	0	0	0	0	0	0	0	0	0	0	0	0	0	0	0	201	37.8	30 to 40	76.6	98	48.8
29/07/2020	19:00	0	0	0	4	11	20	52	20	15	4	1	0	0	0	0	0	0	0	0	0	0	0	0	0	0	0	0	0	0	0	0	0	0	0	0	0	0	0	0	127	40.3	30 to 40	72.4	92	72.4
29/07/2020	20:00	0	0	0	2	4	23	21	20	14	1	0	0	0	0	0	0	0	0	0	0	0	0	0	0	0	0	0	0	0	0	0	0	0	0	0	0	0	0	0	85	40.7	30 to 40	75.3	56	65.9
29/07/2020	21:00	0	0	0	2	6	10	11	14	7	1	1	0	0	0	0	0	0	0	0	0	0	0	0	0	0	0	0	0	0	0	0	0	0	0	0	0	0	0	0	52	40.7	30 to 40	67.3	34	65.4
29/07/2020	22:00	0	0	0	0	0	6	4	7	9	2	2	1	0	0	0	0	0	0	0	0	0	0	0	0	0	0	0	0	0	0	0	0	0	0	0	0	0	0	0	31	45	35 to 45	64.5	25	80.6
29/07/2020	23:00	0	0	0	0	0	2	6	2	2	2	1	0	0	0	0	0	0	0	0	0	0	0	0	0	0	0	0	0	0	0	0	0	0	0	0	0	0	0	0	15	47.5	30 to 40	66.7	13	86.7
24 Hr Summary		0	22	54	253	695	1495	1247	732	274	71	17	3	2	0	0	0	0	0	0	0	0	0	0	0	0	0	0	0	0	0	0	0	0	0	0	0	0	0	0	4865	37.5	30 to 40	71.4	2346	48.2

Incoming Histogram
Alton Rd Facing Alton

from Sun-Mar-15-2020-05-00-AM to Sun-Aug-16-2020-02-59-PM

Date	Starting Hr:min	<5	5 to <10	10 to <15	15 to <20	20 to <25	25 to <30	30 to <35	35 to <40	40 to <45	45 to <50	50 to <55	55 to <60	60 to <65	65 to <70	70 to <75	75 to <80	80 to <85	85 to <90	90 to <95	95 to <100	100 to <105	105 to <110	110 to <115	115 to <120	120 to <125	125 to <130	130 to <135	135 to <140	140 to <145	145 to <150	150 to <155	155 to <160	160 to <165	165 to <170	170 to <175	175 to <180	180 to <185	185 to <190	190 to <195	195 to >200	Total Counts	85pct Speed	10MPH Pace	% in pace	# of Speeders	% Speeders
30/07/2020	00:00	0	0	0	0	0	2	2	6	2	3	0	0	0	0	1	0	0	0	0	0	0	0	0	0	0	0	0	0	0	0	0	0	0	0	0	0	0	0	0	16	48.3	40 to 50	68.8	14	87.5
30/07/2020	01:00	0	0	0	0	0	1	0	1	0	1	1	0	0	0	0	0	0	0	0	0	0	0	0	0	0	0	0	0	0	0	0	0	0	0	0	0	0	0	0	4	50	30 to 40	50.0	3	75.0
30/07/2020	02:00	0	0	0	0	0	0	1	1	1	1	0	0	0	0	0	0	0	0	0	0	0	0	0	0	0	0	0	0	0	0	0	0	0	0	0	0	0	0	0	4	45	35 to 45	75.0	4	100.0
30/07/2020	03:00	0	0	0	1	0	2	4	3	2	3	1	0	0	0	0	0	0	0	0	0	0	0	0	0	0	0	0	0	0	0	0	0	0	0	0	0	0	0	0	16	48.3	30 to 40	56.3	13	81.3
30/07/2020	04:00	0	0	1	1	3	8	10	10	8	11	1	2	0	0	0	0	0	0	0	0	0	0	0	0	0	0	0	0	0	0	0	0	0	0	0	0	0	0	0	55	47.7	40 to 50	52.7	42	76.4
30/07/2020	05:00	0	2	1	7	21	49	67	46	23	14	0	0	0	0	0	0	0	0	0	0	0	0	0	0	0	0	0	0	0	0	0	0	0	0	0	0	0	0	0	230	40.7	30 to 40	70.4	150	65.2
30/07/2020	06:00	0	2	14	25	61	116	101	54	24	6	0	0	0	0	0	0	0	0	0	0	0	0	0	0	0	0	0	0	0	0	0	0	0	0	0	0	0	0	0	403	37.2	25 to 35	69.0	185	45.9
30/07/2020	07:00	0	0	6	23	53	92	88	40	14	7	0	0	0	0	0	0	0	0	0	0	0	0	0	0	0	0	0	0	0	0	0	0	0	0	0	0	0	0	0	323	36.6	25 to 35	72.1	149	46.1
30/07/2020	08:00	0	1	5	13	33	76	67	42	17	0	1	0	0	0	0	0	0	0	0	0	0	0	0	0	0	0	0	0	0	0	0	0	0	0	0	0	0	0	0	255	37.6	30 to 40	72.5	127	49.8
30/07/2020	09:00	0	9	15	29	51	90	73	39	6	1	0	0	0	0	0	0	0	0	0	0	0	0	0	0	0	0	0	0	0	0	0	0	0	0	0	0	0	0	0	313	34.9	25 to 35	68.4	119	38.0
30/07/2020	10:00	0	0	6	27	66	114	70	44	14	3	0	0	0	0	0	0	0	0	0	0	0	0	0	0	0	0	0	0	0	0	0	0	0	0	0	0	0	0	0	344	36	25 to 35	72.7	131	38.1
30/07/2020	11:00	0	2	3	15	29	81	100	50	21	1	0	0	0	0	0	0	0	0	0	0	0	0	0	0	0	0	0	0	0	0	0	0	0	0	0	0	0	0	0	302	37.7	30 to 40	76.5	172	57.0
30/07/2020	12:00	0	0	4	21	41	75	76	59	13	4	0	1	0	0	1	0	0	0	0	0	0	0	0	0	0	0	0	0	0	0	0	0	0	0	0	0	0	0	0	295	37.9	30 to 40	71.2	154	52.2
30/07/2020	13:00	0	0	0	6	33	107	115	42	30	2	0	0	0	0	0	0	0	0	0	0	0	0	0	0	0	0	0	0	0	0	0	0	0	0	0	0	0	0	0	335	37.9	30 to 40	78.8	189	56.4
30/07/2020	14:00	0	0	1	10	47	137	108	62	20	4	1	0	0	0	0	0	0	0	0	0	0	0	0	0	0	0	0	0	0	0	0	0	0	0	0	0	0	0	0	390	37.3	30 to 40	78.7	195	50.0
30/07/2020	15:00	0	7	12	34	93	133	97	65	21	4	2	0	0	0	0	0	0	0	0	0	0	0	0	0	0	0	0	0	0	0	0	0	0	0	0	0	0	0	0	468	36.7	25 to 35	69.0	189	40.4
30/07/2020	16:00	0	3	13	21	71	126	119	65	23	2	0	0	1	0	0	0	0	0	0	0	0	0	0	0	0	0	0	0	0	0	0	0	0	0	0	0	0	0	0	444	36.8	25 to 35	71.2	210	47.3
30/07/2020	17:00	0	3	1	11	42	104	90	57	18	6	1	0	0	0	0	0	0	0	0	0	0	0	0	0	0	0	0	0	0	0	0	0	0	0	0	0	0	0	0	333	37.8	30 to 40	75.4	172	51.7
30/07/2020	18:00	0	0	0	13	24	45	41	36	15	5	2	0	0	0	0	0	0	0	0	0	0	0	0	0	0	0	0	0	0	0	0	0	0	0	0	0	0	0	0	181	39.3	30 to 40	67.4	99	54.7
30/07/2020	19:00	0	2	0	2	11	55	36	30	9	4	1	0	0	0	0	0	0	0	0	0	0	0	0	0	0	0	0	0	0	0	0	0	0	0	0	0	0	0	0	150	38.7	30 to 40	80.7	80	53.3
30/07/2020	20:00	0	1	1	1	9	28	31	16	11	7	2	0	0	0	0	0	0	0	0	0	0	0	0	0	0	0	0	0	0	0	0	0	0	0	0	0	0	0	0	107	41.8	30 to 40	70.1	67	62.6
30/07/2020	21:00	0	0	0	2	3	20	18	11	9	5	0	0	0	0	0	0	0	0	0	0	0	0	0	0	0	0	0	0	0	0	0	0	0	0	0	0	0	0	0	68	42.2	30 to 40	72.1	43	63.2
30/07/2020	22:00	0	0	0	0	0	8	12	3	5	3	1	1	0	0	0	0	0	0	0	0	0	0	0	0	0	0	0	0	0	0	0	0	0	0	0	0	0	0	0	33	45	30 to 40	69.7	25	75.8
30/07/2020	23:00	0	0	0	0	0	3	5	2	1	1	1	0	0	0	0	0	0	0	0	0	0	0	0	0	0	0	0	0	0	0	0	0	0	0	0	0	0	0	0	13	45	30 to 40	76.9	10	76.9
24 Hr Summary		0	32	83	262	691	1472	1331	784	307	98	15	4	1	0	2	0	0	0	0	0	0	0	0	0	0	0	0	0	0	0	0	0	0	0	0	0	0	0	0	5082	37.9	30 to 40	70.6	2542	50.0

Incoming Histogram
Alton Rd Facing Alton

from Sun-Mar-15-2020-05-00-AM to Sun-Aug-16-2020-02-59-PM

Date	Starting Hr:min	<5	5 to <10	10 to <15	15 to <20	20 to <25	25 to <30	30 to <35	35 to <40	40 to <45	45 to <50	50 to <55	55 to <60	60 to <65	65 to <70	70 to <75	75 to <80	80 to <85	85 to <90	90 to <95	95 to <100	100 to <105	105 to <110	110 to <115	115 to <120	120 to <125	125 to <130	130 to <135	135 to <140	140 to <145	145 to <150	150 to <155	155 to <160	160 to <165	165 to <170	170 to <175	175 to <180	180 to <185	185 to <190	190 to <195	195 to >200	Total Counts	85pct Speed	10MPH Pace	% in pace	# of Speeders	% Speeders
31/07/2020	00:00	0	0	0	0	2	2	4	5	0	1	1	0	0	0	0	0	0	0	0	0	0	0	0	0	0	0	0	0	0	0	0	0	0	0	0	0	0	0	0	0	15	40	30 to 40	73.3	11	73.3
31/07/2020	01:00	0	0	0	0	0	0	1	1	1	1	0	0	0	0	0	0	0	0	0	0	0	0	0	0	0	0	0	0	0	0	0	0	0	0	0	0	0	0	0	0	4	45	35 to 45	75.0	4	100.0
31/07/2020	02:00	0	0	0	0	0	0	2	0	0	1	0	0	0	0	0	0	0	0	0	0	0	0	0	0	0	0	0	0	0	0	0	0	0	0	0	0	0	0	0	0	3	50	25 to 35	66.7	3	100.0
31/07/2020	03:00	0	0	0	0	1	3	4	5	4	2	1	0	1	0	0	0	0	0	0	0	0	0	0	0	0	0	0	0	0	0	0	0	0	0	0	0	0	0	0	0	21	47.5	35 to 45	61.9	17	81.0
31/07/2020	04:00	0	0	0	1	3	6	13	10	9	6	2	0	0	0	0	0	0	0	0	0	0	0	0	0	0	0	0	0	0	0	0	0	0	0	0	0	0	0	0	0	50	45	35 to 45	64.0	40	80.0
31/07/2020	05:00	0	0	1	4	20	52	54	38	26	11	2	0	0	0	0	0	0	0	0	0	0	0	0	0	0	0	0	0	0	0	0	0	0	0	0	0	0	0	0	0	208	41.5	30 to 40	69.2	131	63.0
31/07/2020	06:00	0	1	2	18	48	124	80	56	13	6	0	0	0	0	0	0	0	0	0	0	0	0	0	0	0	0	0	0	0	0	0	0	0	0	0	0	0	0	0	0	348	37.1	30 to 40	74.7	155	44.5
31/07/2020	07:00	0	1	0	15	56	97	80	48	17	1	0	0	0	0	0	0	0	0	0	0	0	0	0	0	0	0	0	0	0	0	0	0	0	0	0	0	0	0	0	0	315	37	25 to 35	74.0	146	46.3
31/07/2020	08:00	0	0	3	18	48	97	71	42	15	0	0	0	0	0	0	0	0	0	0	0	0	0	0	0	0	0	0	0	0	0	0	0	0	0	0	0	0	0	0	0	294	36.5	25 to 35	73.5	128	43.5
31/07/2020	09:00	0	0	5	19	57	93	84	44	13	2	0	0	0	0	0	0	0	0	0	0	0	0	0	0	0	0	0	0	0	0	0	0	0	0	0	0	0	0	0	0	317	36.2	25 to 35	73.8	143	45.1
31/07/2020	10:00	0	0	6	16	50	107	98	57	17	4	1	0	0	0	0	0	0	0	0	0	0	0	0	0	0	0	0	0	0	0	0	0	0	0	0	0	0	0	0	0	356	37.3	30 to 40	73.6	177	49.7
31/07/2020	11:00	0	4	1	21	53	110	100	58	29	6	0	0	0	0	0	0	0	0	0	0	0	0	0	0	0	0	0	0	0	0	0	0	0	0	0	0	0	0	0	0	382	38.1	30 to 40	70.2	193	50.5
31/07/2020	12:00	0	5	6	15	49	143	86	57	15	5	1	0	0	0	0	0	0	0	0	0	0	0	0	0	0	0	0	0	0	0	0	0	0	0	0	0	0	0	0	0	382	36.8	30 to 40	74.9	164	42.9
31/07/2020	13:00	0	2	4	15	48	97	72	46	19	5	2	0	0	0	0	0	0	0	0	0	0	0	0	0	0	0	0	0	0	0	0	0	0	0	0	0	0	0	0	0	310	37.8	25 to 35	70.0	144	46.5
31/07/2020	14:00	0	0	5	13	34	112	107	53	21	5	1	0	0	0	0	0	0	0	0	0	0	0	0	0	0	0	0	0	0	0	0	0	0	0	0	0	0	0	0	0	351	37.5	30 to 40	77.5	187	53.3
31/07/2020	15:00	0	19	20	47	90	142	108	49	20	5	0	0	0	0	0	0	0	0	0	0	0	0	0	0	0	0	0	0	0	0	0	0	0	0	0	0	0	0	0	0	500	35	25 to 35	68.0	182	36.4
31/07/2020	16:00	0	0	9	18	58	138	100	46	14	0	0	0	0	0	0	0	0	0	0	0	0	0	0	0	0	0	0	0	0	0	0	0	0	0	0	0	0	0	0	0	383	35.3	25 to 35	77.3	160	41.8
31/07/2020	17:00	0	9	7	28	98	156	99	42	23	5	0	0	0	0	0	0	0	0	0	0	0	0	0	0	0	0	0	0	0	0	0	0	0	0	0	0	0	0	0	0	467	35	25 to 35	75.6	169	36.2
31/07/2020	18:00	0	1	1	21	73	130	122	34	11	5	0	0	0	0	0	0	0	0	0	0	0	0	0	0	0	0	0	0	0	0	0	0	0	0	0	0	0	0	0	0	398	34.6	25 to 35	81.7	172	43.2
31/07/2020	19:00	0	0	0	0	17	43	40	23	15	7	2	0	0	0	0	0	0	0	0	0	0	0	0	0	0	0	0	0	0	0	0	0	0	0	0	0	0	0	0	0	147	40.7	30 to 40	72.1	87	59.2
31/07/2020	20:00	0	1	0	1	6	32	36	24	18	1	1	0	0	0	0	0	0	0	0	0	0	0	0	0	0	0	0	0	0	0	0	0	0	0	0	0	0	0	0	0	120	40.6	30 to 40	76.7	80	66.7
31/07/2020	21:00	0	0	0	0	9	21	19	20	7	5	2	0	0	0	0	0	0	0	0	0	0	0	0	0	0	0	0	0	0	0	0	0	0	0	0	0	0	0	0	0	83	41.4	30 to 40	72.3	53	63.9
31/07/2020	22:00	0	0	0	0	0	8	11	9	9	2	3	1	0	0	0	0	0	0	0	0	0	0	0	0	0	0	0	0	0	0	0	0	0	0	0	0	0	0	0	0	43	45	35 to 45	67.4	35	81.4
31/07/2020	23:00	0	0	0	1	1	3	3	5	6	2	0	0	0	0	0	0	0	0	0	0	0	0	0	0	0	0	0	0	0	0	0	0	0	0	0	0	0	0	0	0	21	44.2	35 to 45	66.7	16	76.2
24 Hr Summary		0	43	70	271	821	1716	1394	772	322	88	19	1	1	0	0	0	0	0	0	0	0	0	0	0	0	0	0	0	0	0	0	0	0	0	0	0	0	0	0	0	5518	37.4	25 to 35	71.2	2597	47.1

Incoming Histogram
Alton Rd Facing Alton

from Sun-Mar-15-2020-05-00-AM to Sun-Aug-16-2020-02-59-PM

Date	Starting Hr:min	<5	5 to <10	10 to <15	15 to <20	20 to <25	25 to <30	30 to <35	35 to <40	40 to <45	45 to <50	50 to <55	55 to <60	60 to <65	65 to <70	70 to <75	75 to <80	80 to <85	85 to <90	90 to <95	95 to <100	100 to <105	105 to <110	110 to <115	115 to <120	120 to <125	125 to <130	130 to <135	135 to <140	140 to <145	145 to <150	150 to <155	155 to <160	160 to <165	165 to <170	170 to <175	175 to <180	180 to <185	185 to <190	190 to <195	195 to >200	Total Counts	85pct Speed	10MPH Pace	% in pace	# of Speeders	% Speeders
01/08/2020	00:00	0	0	0	0	0	2	3	1	2	0	0	1	0	0	0	0	0	0	0	0	0	0	0	0	0	0	0	0	0	0	0	0	0	0	0	0	0	0	0	0	9	45	30 to 40	66.7	7	77.8
01/08/2020	01:00	0	0	0	0	0	1	1	1	0	0	0	0	0	0	0	0	0	0	0	0	0	0	0	0	0	0	0	0	0	0	0	0	0	0	0	0	0	0	0	0	3	40	30 to 40	100.0	2	66.7
01/08/2020	02:00	0	0	0	0	0	1	1	2	0	0	0	0	0	0	0	0	0	0	0	0	0	0	0	0	0	0	0	0	0	0	0	0	0	0	0	0	0	0	0	0	4	37.5	30 to 40	100.0	3	75.0
01/08/2020	03:00	0	0	0	0	0	0	2	0	0	3	1	1	0	0	0	0	0	0	0	0	0	0	0	0	0	0	0	0	0	0	0	0	0	0	0	0	0	0	0	0	7	55	50 to 60	71.4	7	100.0
01/08/2020	04:00	0	0	0	0	1	3	3	6	2	2	2	0	0	0	0	0	0	0	0	0	0	0	0	0	0	0	0	0	0	0	0	0	0	0	0	0	0	0	0	0	19	47.5	30 to 40	63.2	15	78.9
01/08/2020	05:00	0	0	1	1	4	17	13	10	12	2	3	0	0	0	0	0	0	0	0	0	0	0	0	0	0	0	0	0	0	0	0	0	0	0	0	0	0	0	0	0	63	43.3	30 to 40	63.5	40	63.5
01/08/2020	06:00	0	0	0	3	15	25	29	20	8	7	2	0	0	0	0	0	0	0	0	0	0	0	0	0	0	0	0	0	0	0	0	0	0	0	0	0	0	0	0	0	109	40.6	30 to 40	67.9	66	60.6
01/08/2020	07:00	0	1	0	7	20	54	52	30	12	1	0	0	0	0	0	0	0	0	0	0	0	0	0	0	0	0	0	0	0	0	0	0	0	0	0	0	0	0	0	0	177	37.7	30 to 40	76.8	95	53.7
01/08/2020	08:00	0	1	1	4	25	74	63	37	12	3	0	0	0	0	0	0	0	0	0	0	0	0	0	0	0	0	0	0	0	0	0	0	0	0	0	0	0	0	0	0	220	37.6	30 to 40	79.1	115	52.3
01/08/2020	09:00	0	10	14	13	34	99	66	29	10	3	0	0	0	0	0	0	0	0	0	0	0	0	0	0	0	0	0	0	0	0	0	0	0	0	0	0	0	0	0	0	278	35	25 to 35	71.6	108	38.8
01/08/2020	10:00	0	0	5	25	64	96	71	42	13	3	0	0	0	0	0	0	0	0	0	0	0	0	0	0	0	0	0	0	0	0	0	0	0	0	0	0	0	0	0	0	319	36.2	25 to 35	72.4	129	40.4
01/08/2020	11:00	0	3	6	10	45	105	61	30	17	1	2	0	0	0	0	0	0	0	0	0	0	0	0	0	0	0	0	0	0	0	0	0	0	0	0	0	0	0	0	0	280	36.3	25 to 35	75.4	111	39.6
01/08/2020	12:00	0	2	3	4	37	81	65	48	14	1	0	1	0	0	0	0	0	0	0	0	0	0	0	0	0	0	0	0	0	0	0	0	0	0	0	0	0	0	0	0	256	37.7	30 to 40	75.8	129	50.4
01/08/2020	13:00	0	1	3	17	47	100	74	37	15	1	0	0	0	0	0	0	0	0	0	0	0	0	0	0	0	0	0	0	0	0	0	0	0	0	0	0	0	0	0	0	295	36.2	25 to 35	74.9	127	43.1
01/08/2020	14:00	0	0	2	5	28	95	75	39	11	7	0	0	0	0	0	0	0	0	0	0	0	0	0	0	0	0	0	0	0	0	0	0	0	0	0	0	0	0	0	0	262	37.3	30 to 40	79.8	132	50.4
01/08/2020	15:00	0	1	2	4	24	70	73	38	12	6	0	0	0	0	0	0	0	0	0	0	0	0	0	0	0	0	0	0	0	0	0	0	0	0	0	0	0	0	0	0	230	37.9	30 to 40	78.7	129	56.1
01/08/2020	16:00	0	0	2	8	33	65	66	25	21	2	0	0	0	1	0	0	0	0	0	0	0	0	0	0	0	0	0	0	0	0	0	0	0	0	0	0	0	0	0	0	223	38.2	25 to 35	73.5	115	51.6
01/08/2020	17:00	0	1	1	3	14	51	55	40	15	10	1	0	0	0	0	0	0	0	0	0	0	0	0	0	0	0	0	0	0	0	0	0	0	0	0	0	0	0	0	0	191	39.6	30 to 40	76.4	121	63.4
01/08/2020	18:00	0	1	1	2	10	36	67	50	13	6	3	0	0	0	0	0	0	0	0	0	0	0	0	0	0	0	0	0	0	0	0	0	0	0	0	0	0	0	0	0	189	39.4	30 to 40	81.0	139	73.5
01/08/2020	19:00	0	0	0	2	9	40	44	18	8	3	1	1	0	0	0	0	0	0	0	0	0	0	0	0	0	0	0	0	0	0	0	0	0	0	0	0	0	0	0	0	126	38.3	30 to 40	81.0	75	59.5
01/08/2020	20:00	0	0	0	3	15	33	31	14	8	3	0	0	0	0	0	0	0	0	0	0	0	0	0	0	0	0	0	0	0	0	0	0	0	0	0	0	0	0	0	0	107	38.2	25 to 35	73.8	56	52.3
01/08/2020	21:00	0	0	0	2	2	21	16	20	9	3	1	0	0	0	0	0	0	0	0	0	0	0	0	0	0	0	0	0	0	0	0	0	0	0	0	0	0	0	0	0	74	41.1	30 to 40	77.0	49	66.2
01/08/2020	22:00	0	0	0	0	2	14	15	10	5	1	1	1	0	0	0	0	0	0	0	0	0	0	0	0	0	0	0	0	0	0	0	0	0	0	0	0	0	0	0	0	49	41	30 to 40	79.6	33	67.3
01/08/2020	23:00	0	0	2	0	0	3	11	4	4	1	1	1	0	0	0	0	0	0	0	0	0	0	0	0	0	0	0	0	0	0	0	0	0	0	0	0	0	0	0	0	27	43.8	35 to 45	70.4	22	81.5
24 Hr Summary		0	21	43	113	429	1086	957	551	223	69	18	6	0	1	0	0	0	0	0	0	0	0	0	0	0	0	0	0	0	0	0	0	0	0	0	0	0	0	0	0	3517	38.1	30 to 40	73.8	1825	51.9

Incoming Histogram
Alton Rd Facing Alton

from Sun-Mar-15-2020-05-00-AM to Sun-Aug-16-2020-02-59-PM

Date	Starting Hr:min	<5	5 to <10	10 to <15	15 to <20	20 to <25	25 to <30	30 to <35	35 to <40	40 to <45	45 to <50	50 to <55	55 to <60	60 to <65	65 to <70	70 to <75	75 to <80	80 to <85	85 to <90	90 to <95	95 to <100	100 to <105	105 to <110	110 to <115	115 to <120	120 to <125	125 to <130	130 to <135	135 to <140	140 to <145	145 to <150	150 to <155	155 to <160	160 to <165	165 to <170	170 to <175	175 to <180	180 to <185	185 to <190	190 to <195	195 to >200	Total Counts	85pct Speed	10MPH Pace	% in pace	# of Speeders	% Speeders
02/08/2020	00:00	0	0	0	0	0	0	4	2	2	1	0	0	0	0	0	0	0	0	0	0	0	0	0	0	0	0	0	0	0	0	0	0	0	0	0	0	0	0	0	0	9	45	35 to 45	88.9	9	100.0
02/08/2020	01:00	0	0	0	0	0	1	3	1	1	1	0	0	0	0	0	0	0	0	0	0	0	0	0	0	0	0	0	0	0	0	0	0	0	0	0	0	0	0	0	0	7	45	30 to 40	71.4	6	85.7
02/08/2020	02:00	0	0	0	0	0	1	2	1	0	1	0	0	0	0	0	0	0	0	0	0	0	0	0	0	0	0	0	0	0	0	0	0	0	0	0	0	0	0	0	0	5	40	30 to 40	80.0	4	80.0
02/08/2020	03:00	0	0	1	0	1	0	2	1	1	1	0	0	0	0	0	0	0	0	0	0	0	0	0	0	0	0	0	0	0	0	0	0	0	0	0	0	0	0	0	0	7	45	35 to 45	57.1	5	71.4
02/08/2020	04:00	0	0	0	0	0	2	2	4	5	4	0	0	0	0	0	0	0	0	0	0	0	0	0	0	0	0	0	0	0	0	0	0	0	0	0	0	0	0	0	0	17	46.2	40 to 50	76.5	15	88.2
02/08/2020	05:00	0	0	0	0	1	4	4	5	1	1	3	0	0	1	0	0	0	0	0	0	0	0	0	0	0	0	0	0	0	0	0	0	0	0	0	0	0	0	0	0	20	51.7	30 to 40	65.0	15	75.0
02/08/2020	06:00	0	0	0	1	5	20	22	6	6	3	1	0	0	0	0	0	0	0	0	0	0	0	0	0	0	0	0	0	0	0	0	0	0	0	0	0	0	0	0	0	64	40	30 to 40	75.0	38	59.4
02/08/2020	07:00	0	0	0	1	12	22	19	24	10	3	0	0	0	0	0	0	0	0	0	0	0	0	0	0	0	0	0	0	0	0	0	0	0	0	0	0	0	0	0	0	91	39.8	30 to 40	71.4	56	61.5
02/08/2020	08:00	0	0	0	8	21	60	49	33	15	5	1	0	0	0	0	0	0	0	0	0	0	0	0	0	0	0	0	0	0	0	0	0	0	0	0	0	0	0	0	0	192	38.8	30 to 40	74.0	103	53.6
02/08/2020	09:00	0	0	4	9	35	77	69	38	14	1	0	0	0	0	0	0	0	0	0	0	0	0	0	0	0	0	0	0	0	0	0	0	0	0	0	0	0	0	0	0	247	37.1	30 to 40	74.5	122	49.4
02/08/2020	10:00	0	0	1	13	41	112	70	39	13	3	1	0	0	0	0	0	0	0	0	0	0	0	0	0	0	0	0	0	0	0	0	0	0	0	0	0	0	0	0	0	293	36.5	25 to 35	76.1	126	43.0
02/08/2020	11:00	0	0	0	9	53	399	77	58	13	0	0	0	0	0	0	0	0	0	0	0	0	0	0	0	0	0	0	0	0	0	0	0	0	0	0	0	0	0	0	0	309	37.2	30 to 40	75.7	148	47.9
02/08/2020	12:00	0	0	2	12	33	92	57	28	13	3	1	0	0	1	0	0	0	0	0	0	0	0	0	0	0	0	0	0	0	0	0	0	0	0	0	0	0	0	0	0	242	36.8	25 to 35	75.2	103	42.6
02/08/2020	13:00	0	0	6	14	38	69	63	37	13	4	0	0	0	0	0	0	0	0	0	0	0	0	0	0	0	0	0	0	0	0	0	0	0	0	0	0	0	0	0	0	244	37.3	25 to 35	69.7	117	48.0
02/08/2020	14:00	0	0	1	4	33	63	72	40	24	6	1	1	0	0	0	0	0	0	0	0	0	0	0	0	0	0	0	0	0	0	0	0	0	0	0	0	0	0	0	0	245	39.4	30 to 40	71.4	144	58.8
02/08/2020	15:00	0	1	2	6	33	92	87	45	9	0	0	0	0	0	0	0	0	0	0	0	0	0	0	0	0	0	0	0	0	0	0	0	0	0	0	0	0	0	0	0	275	36.4	30 to 40	81.5	141	51.3
02/08/2020	16:00	0	1	3	14	48	75	62	32	12	6	0	0	0	0	0	0	0	0	0	0	0	0	0	0	0	0	0	0	0	0	0	0	0	0	0	0	0	0	0	0	253	36.9	25 to 35	73.1	112	44.3
02/08/2020	17:00	0	0	0	4	33	84	60	35	13	6	0	1	0	0	0	0	0	0	0	0	0	0	0	0	0	0	0	0	0	0	0	0	0	0	0	0	0	0	0	0	236	37.9	30 to 40	75.8	115	48.7
02/08/2020	18:00	0	0	1	2	9	53	66	31	18	3	1	0	0	0	0	0	0	0	0	0	0	0	0	0	0	0	0	0	0	0	0	0	0	0	0	0	0	0	0	0	184	39	30 to 40	81.5	119	64.7
02/08/2020	19:00	0	0	0	5	9	34	40	18	9	2	0	0	0	0	0	0	0	0	0	0	0	0	0	0	0	0	0	0	0	0	0	0	0	0	0	0	0	0	0	0	117	38.1	30 to 40	78.6	69	59.0
02/08/2020	20:00	0	0	0	2	4	15	18	6	8	2	1	1	0	0	0	0	0	0	0	0	0	0	0	0	0	0	0	0	0	0	0	0	0	0	0	0	0	0	0	0	57	41.9	30 to 40	68.4	36	63.2
02/08/2020	21:00	0	0	0	0	2	6	8	8	6	2	1	0	0	0	0	0	0	0	0	0	0	0	0	0	0	0	0	0	0	0	0	0	0	0	0	0	0	0	0	0	33	43.3	30 to 40	66.7	25	75.8
02/08/2020	22:00	0	0	0	0	0	3	6	6	5	1	1	0	0	0	0	0	0	0	0	0	0	0	0	0	0	0	0	0	0	0	0	0	0	0	0	0	0	0	0	0	22	44	35 to 45	77.3	19	86.4
02/08/2020	23:00	0	0	0	0	0	0	0	2	0	2	2	1	0	0	0	0	0	0	0	0	0	0	0	0	0	0	0	0	0	0	0	0	0	0	0	0	0	0	0	0	7	55	50 to 60	71.4	7	100.0
24 Hr Summary		0	2	21	104	411	984	862	500	211	61	14	4	0	2	0	0	0	0	0	0	0	0	0	0	0	0	0	0	0	0	0	0	0	0	0	0	0	0	0	0	3176	38.2	30 to 40	73.9	1654	52.1

Incoming Histogram
Alton Rd Facing Alton

from Sun-Mar-15-2020-05-00-AM to Sun-Aug-16-2020-02-59-PM

Date	Starting Hr:min	<5	5 to <10	10 to <15	15 to <20	20 to <25	25 to <30	30 to <35	35 to <40	40 to <45	45 to <50	50 to <55	55 to <60	60 to <65	65 to <70	70 to <75	75 to <80	80 to <85	85 to <90	90 to <95	95 to <100	100 to <105	105 to <110	110 to <115	115 to <120	120 to <125	125 to <130	130 to <135	135 to <140	140 to <145	145 to <150	150 to <155	155 to <160	160 to <165	165 to <170	170 to <175	175 to <180	180 to <185	185 to <190	190 to <195	195 to >200	Total Counts	85pct Speed	10MPH Pace	% in pace	# of Speeders	% Speeders
03/08/2020	00:00	0	0	0	0	0	1	2	0	0	0	0	0	0	0	0	0	0	0	0	0	0	0	0	0	0	0	0	0	0	0	0	0	0	0	0	0	0	0	0	0	3	35	25 to 35	100.0	2	66.7
03/08/2020	01:00	0	0	0	0	0	0	0	0	1	0	0	0	0	0	0	0	0	0	0	0	0	0	0	0	0	0	0	0	0	0	0	0	0	0	0	0	0	0	0	0	1	45	35 to 45	100.0	1	100.0
03/08/2020	02:00	0	0	0	0	0	0	2	0	1	0	0	0	0	0	0	0	0	0	0	0	0	0	0	0	0	0	0	0	0	0	0	0	0	0	0	0	0	0	0	0	3	45	35 to 45	100.0	3	100.0
03/08/2020	03:00	0	0	0	0	0	0	0	0	2	3	2	0	0	0	0	0	0	0	0	0	0	0	0	0	0	0	0	0	0	0	0	0	0	0	0	0	0	0	0	0	7	52.5	45 to 55	100.0	7	100.0
03/08/2020	04:00	0	0	0	2	5	14	14	12	11	11	3	0	0	0	0	0	0	0	0	0	0	0	0	0	0	0	0	0	0	0	0	0	0	0	0	0	0	0	0	0	72	46.4	30 to 40	55.6	51	70.8
03/08/2020	05:00	0	0	0	7	31	49	52	40	18	4	1	0	0	0	0	0	0	0	0	0	0	0	0	0	0	0	0	0	0	0	0	0	0	0	0	0	0	0	0	0	202	39.1	30 to 40	69.8	115	56.9
03/08/2020	06:00	0	1	5	26	80	137	89	41	18	1	0	0	0	0	0	0	0	0	0	0	0	0	0	0	0	0	0	0	0	0	0	0	0	0	0	0	0	0	0	0	398	35	25 to 35	76.9	149	37.4
03/08/2020	07:00	0	2	5	21	58	93	83	30	13	2	0	0	0	0	0	0	0	0	0	0	0	0	0	0	0	0	0	0	0	0	0	0	0	0	0	0	0	0	0	0	307	34.9	25 to 35	76.2	128	41.7
03/08/2020	08:00	0	0	4	11	40	93	65	43	14	2	0	0	0	0	0	0	0	0	0	0	0	0	0	0	0	0	0	0	0	0	0	0	0	0	0	0	0	0	0	0	272	37.1	30 to 40	73.9	124	45.6
03/08/2020	09:00	0	5	5	11	28	79	61	44	15	3	1	0	0	0	0	0	0	0	0	0	0	0	0	0	0	0	0	0	0	0	0	0	0	0	0	0	0	0	0	0	252	37.8	30 to 40	73.0	124	49.2
03/08/2020	10:00	0	1	6	23	66	114	69	37	12	4	0	0	0	0	0	0	0	0	0	0	0	0	0	0	0	0	0	0	0	0	0	0	0	0	0	0	0	0	0	0	332	35.4	25 to 35	75.0	122	36.7
03/08/2020	11:00	0	2	1	10	49	87	91	31	11	1	0	0	1	0	0	0	0	0	0	0	0	0	0	0	0	0	0	0	0	0	0	0	0	0	0	0	0	0	0	0	284	35.2	25 to 35	79.9	135	47.5
03/08/2020	12:00	0	1	2	6	38	122	89	53	13	3	0	0	0	0	0	0	0	0	0	0	0	0	0	0	0	0	0	0	0	0	0	0	0	0	0	0	0	0	0	0	327	36.9	30 to 40	80.7	158	48.3
03/08/2020	13:00	0	4	6	9	44	95	82	47	14	2	0	0	0	0	0	0	0	0	0	0	0	0	0	0	0	0	0	0	0	0	0	0	0	0	0	0	0	0	0	0	303	36.9	30 to 40	73.9	145	47.9
03/08/2020	14:00	0	3	2	15	51	104	93	50	14	6	0	0	0	0	0	0	0	0	0	0	0	0	0	0	0	0	0	0	0	0	0	0	0	0	0	0	0	0	0	0	338	36.9	25 to 35	73.4	163	48.2
03/08/2020	15:00	0	9	11	28	51	125	123	74	21	5	1	0	0	0	0	0	0	0	0	0	0	0	0	0	0	0	0	0	0	0	0	0	0	0	0	0	0	0	0	0	448	37.3	30 to 40	71.9	224	50.0
03/08/2020	16:00	0	0	8	17	65	119	104	83	21	4	0	0	0	0	0	0	0	0	0	0	0	0	0	0	0	0	0	0	0	0	0	0	0	0	0	0	0	0	0	0	421	37.7	30 to 40	72.7	212	50.4
03/08/2020	17:00	0	0	0	4	18	73	87	65	23	6	2	0	0	0	0	0	0	0	0	0	0	0	0	0	0	0	0	0	0	0	0	0	0	0	0	0	0	0	0	0	278	39.2	30 to 40	80.9	183	65.8
03/08/2020	18:00	0	0	0	2	16	59	43	37	18	3	0	0	0	0	0	0	0	0	0	0	0	0	0	0	0	0	0	0	0	0	0	0	0	0	0	0	0	0	0	0	178	39.2	30 to 40	78.1	101	56.7
03/08/2020	19:00	0	0	1	1	19	38	39	16	17	2	1	0	0	0	0	0	0	0	0	0	0	0	0	0	0	0	0	0	0	0	0	0	0	0	0	0	0	0	0	0	134	40	25 to 35	71.6	75	56.0
03/08/2020	20:00	0	0	0	2	1	15	23	19	6	2	0	0	0	0	0	0	0	0	0	0	0	0	0	0	0	0	0	0	0	0	0	0	0	0	0	0	0	0	0	0	68	39.5	30 to 40	83.8	50	73.5
03/08/2020	21:00	0	0	0	3	5	11	16	18	8	4	1	1	0	0	0	0	0	0	0	0	0	0	0	0	0	0	0	0	0	0	0	0	0	0	0	0	0	0	0	0	67	42.5	30 to 40	67.2	48	71.6
03/08/2020	22:00	0	0	0	0	1	1	2	7	4	4	0	0	0	0	0	0	0	0	0	0	0	0	0	0	0	0	0	0	0	0	0	0	0	0	0	0	0	0	0	0	19	46.2	40 to 50	78.9	17	89.5
03/08/2020	23:00	0	0	0	0	0	2	2	1	2	2	0	0	0	0	0	0	0	0	0	0	0	0	0	0	0	0	0	0	0	0	0	0	0	0	0	0	0	0	0	0	9	47.5	30 to 40	55.6	7	77.8
24 Hr Summary		0	28	56	198	666	1431	1231	748	277	74	12	1	1	0	0	0	0	0	0	0	0	0	0	0	0	0	0	0	0	0	0	0	0	0	0	0	0	0	0	0	4723	37.7	30 to 40	72.2	2344	49.6

Incoming Histogram
Alton Rd Facing Alton

from Sun-Mar-15-2020-05-00-AM to Sun-Aug-16-2020-02-59-PM

Date	Starting Hr:min	<5	5 to <10	10 to <15	15 to <20	20 to <25	25 to <30	30 to <35	35 to <40	40 to <45	45 to <50	50 to <55	55 to <60	60 to <65	65 to <70	70 to <75	75 to <80	80 to <85	85 to <90	90 to <95	95 to <100	100 to <105	105 to <110	110 to <115	115 to <120	120 to <125	125 to <130	130 to <135	135 to <140	140 to <145	145 to <150	150 to <155	155 to <160	160 to <165	165 to <170	170 to <175	175 to <180	180 to <185	185 to <190	190 to <195	195 to >200	Total Counts	85pct Speed	10MPH Pace	% in pace	# of Speeders	% Speeders
04/08/2020	00:00	0	0	0	0	0	2	2	2	3	3	0	0	0	0	0	0	0	0	0	0	0	0	0	0	0	0	0	0	0	0	0	0	0	0	0	0	0	0	0	0	12	46.7	40 to 50	66.7	10	83.3
04/08/2020	01:00	0	0	0	0	0	7	1	3	2	0	1	0	0	0	0	0	0	0	0	0	0	0	0	0	0	0	0	0	0	0	0	0	0	0	0	0	0	0	0	0	7	45	35 to 45	85.7	7	100.0
04/08/2020	02:00	0	0	0	0	0	0	3	0	0	2	1	0	0	0	0	0	0	0	0	0	0	0	0	0	0	0	0	0	0	0	0	0	0	0	0	0	0	0	0	0	6	50	25 to 35	50.0	6	100.0
04/08/2020	03:00	0	0	0	0	1	3	3	4	2	1	1	0	1	0	0	0	0	0	0	0	0	0	0	0	0	0	0	0	0	0	0	0	0	0	0	0	0	0	0	0	16	50	30 to 40	62.5	12	75.0
04/08/2020	04:00	0	0	1	6	5	9	8	13	8	2	1	0	0	0	0	0	0	0	0	0	0	0	0	0	0	0	0	0	0	0	0	0	0	0	0	0	0	0	0	0	53	41.9	30 to 40	56.6	32	60.4
04/08/2020	05:00	0	0	1	8	31	60	63	36	24	3	0	0	0	0	0	0	0	0	0	0	0	0	0	0	0	0	0	0	0	0	0	0	0	0	0	0	0	0	0	0	226	39	30 to 40	70.4	126	55.8
04/08/2020	06:00	0	0	2	7	61	131	99	57	17	9	1	0	0	0	0	0	0	0	0	0	0	0	0	0	0	0	0	0	0	0	0	0	0	0	0	0	0	0	0	0	384	37.3	25 to 35	75.8	183	47.7
04/08/2020	07:00	0	4	7	25	58	95	78	58	18	5	0	0	0	0	0	0	0	0	0	0	0	0	0	0	0	0	0	0	0	0	0	0	0	0	0	0	0	0	0	0	348	37.5	25 to 35	66.4	159	45.7
04/08/2020	08:00	0	0	0	14	28	87	67	33	9	3	0	0	0	0	0	0	0	0	0	0	0	0	0	0	0	0	0	0	0	0	0	0	0	0	0	0	0	0	0	0	241	36.4	30 to 40	77.6	112	46.5
04/08/2020	09:00	0	16	35	36	51	95	51	31	6	5	0	0	0	0	0	0	0	0	0	0	0	0	0	0	0	0	0	0	0	0	0	0	0	0	0	0	0	0	0	0	326	34.3	25 to 35	60.4	93	28.5
04/08/2020	10:00	0	6	5	17	50	79	76	34	6	2	0	0	0	0	0	0	0	0	0	0	0	0	0	0	0	0	0	0	0	0	0	0	0	0	0	0	0	0	0	0	275	35.1	25 to 35	74.5	118	42.9
04/08/2020	11:00	0	0	2	10	46	93	94	45	11	1	1	0	0	0	0	0	0	0	0	0	0	0	0	0	0	0	0	0	0	0	0	0	0	0	0	0	0	0	0	0	303	36.4	25 to 35	76.9	152	50.2
04/08/2020	12:00	0	1	3	18	55	81	72	35	12	2	0	0	0	0	0	0	0	0	0	0	0	0	0	0	0	0	0	0	0	0	0	0	0	0	0	0	0	0	0	0	279	36	25 to 35	74.6	121	43.4
04/08/2020	13:00	0	0	8	12	45	86	73	34	13	4	0	0	0	0	0	0	0	0	0	0	0	0	0	0	0	0	0	0	0	0	0	0	0	0	0	0	0	0	0	0	275	36.5	25 to 35	74.2	124	45.1
04/08/2020	14:00	0	0	5	27	64	107	84	55	19	6	0	0	0	0	0	0	0	0	0	0	0	0	0	0	0	0	0	0	0	0	0	0	0	0	0	0	0	0	0	0	367	37.3	25 to 35	69.5	164	44.7
04/08/2020	15:00	0	7	11	22	67	129	127	78	19	4	1	0	0	0	0	0	0	0	0	0	0	0	0	0	0	0	0	0	0	0	0	0	0	0	0	0	0	0	0	0	465	37.1	30 to 40	71.8	229	49.2
04/08/2020	16:00	0	2	9	10	29	117	131	75	33	3	0	0	0	0	0	0	0	0	0	0	0	0	0	0	0	0	0	0	0	0	0	0	0	0	0	0	0	0	0	0	409	38.3	30 to 40	79.0	242	59.2
04/08/2020	17:00	0	0	0	8	26	70	78	49	11	6	0	0	0	0	0	0	0	0	0	0	0	0	0	0	0	0	0	0	0	0	0	0	0	0	0	0	0	0	0	0	248	38	30 to 40	79.4	144	58.1
04/08/2020	18:00	0	1	1	6	18	55	54	34	16	4	1	0	0	0	0	0	0	0	0	0	0	0	0	0	0	0	0	0	0	0	0	0	0	0	0	0	0	0	0	0	190	39	30 to 40	75.3	109	57.4
04/08/2020	19:00	0	0	0	3	12	42	32	18	8	2	2	0	0	0	0	0	0	0	0	0	0	0	0	0	0	0	0	0	0	0	0	0	0	0	0	0	0	0	0	0	119	38.3	30 to 40	77.3	62	52.1
04/08/2020	20:00	0	0	0	3	3	18	34	13	6	3	1	0	0	0	0	0	0	0	0	0	0	0	0	0	0	0	0	0	0	0	0	0	0	0	0	0	0	0	0	0	81	39.2	30 to 40	80.2	57	70.4
04/08/2020	21:00	0	0	0	0	2	10	12	12	12	2	2	0	0	0	0	0	0	0	0	0	0	0	0	0	0	0	0	0	0	0	0	0	0	0	0	0	0	0	0	0	52	43.3	35 to 45	69.2	40	76.9
04/08/2020	22:00	0	0	0	0	1	3	7	8	5	1	0	0	0	0	0	0	0	0	0	0	0	0	0	0	0	0	0	0	0	0	0	0	0	0	0	0	0	0	0	0	25	42	35 to 45	80.0	21	84.0
04/08/2020	23:00	0	0	0	0	0	2	1	3	2	0	1	1	0	0	0	0	0	0	0	0	0	0	0	0	0	0	0	0	0	0	0	0	0	0	0	0	0	0	0	0	10	45	30 to 40	60.0	8	80.0
24 Hr Summary		0	37	90	232	653	1374	1250	730	262	73	14	1	1	0	0	0	0	0	0	0	0	0	0	0	0	0	0	0	0	0	0	0	0	0	0	0	0	0	0	0	4717	37.6	30 to 40	71.1	2331	49.4

Incoming Histogram
Alton Rd Facing Alton

from Sun-Mar-15-2020-05-00-AM to Sun-Aug-16-2020-02-59-PM

Date	Starting Hr:min	<5	5 to <10	10 to <15	15 to <20	20 to <25	25 to <30	30 to <35	35 to <40	40 to <45	45 to <50	50 to <55	55 to <60	60 to <65	65 to <70	70 to <75	75 to <80	80 to <85	85 to <90	90 to <95	95 to <100	100 to <105	105 to <110	110 to <115	115 to <120	120 to <125	125 to <130	130 to <135	135 to <140	140 to <145	145 to <150	150 to <155	155 to <160	160 to <165	165 to <170	170 to <175	175 to <180	180 to <185	185 to <190	190 to <195	195 to >200	Total Counts	85pct Speed	10MPH Pace	% in pace	# of Speeders	% Speeders
05/08/2020	00:00	0	0	0	0	2	3	2	2	7	6	0	0	0	0	0	0	0	0	0	0	0	0	0	0	0	0	0	0	0	0	0	0	0	0	0	0	0	0	0	0	22	47.5	40 to 50	68.2	17	77.3
05/08/2020	01:00	0	0	0	0	0	2	1	3	0	1	0	0	0	0	0	0	0	0	0	0	0	0	0	0	0	0	0	0	0	0	0	0	0	0	0	0	0	0	0	0	7	40	30 to 40	85.7	5	71.4
05/08/2020	02:00	0	0	0	0	0	0	0	0	2	0	0	0	0	0	0	0	0	0	0	0	0	0	0	0	0	0	0	0	0	0	0	0	0	0	0	0	0	0	0	0	2	45	35 to 45	100.0	2	100.0
05/08/2020	03:00	0	0	0	1	2	3	4	5	4	1	2	0	1	0	0	0	0	0	0	0	0	0	0	0	0	0	0	0	0	0	0	0	0	0	0	0	0	0	0	0	23	50	35 to 45	56.5	17	73.9
05/08/2020	04:00	0	0	0	1	2	7	8	8	9	7	1	1	0	0	0	0	0	0	0	0	0	0	0	0	0	0	0	0	0	0	0	0	0	0	0	0	0	0	0	0	44	46.4	35 to 45	56.8	34	77.3
05/08/2020	05:00	0	0	2	9	37	58	60	34	16	2	0	1	1	1	0	0	0	0	0	0	0	0	0	0	0	0	0	0	0	0	0	0	0	0	0	0	0	0	0	0	221	38.2	25 to 35	70.1	115	52.0
05/08/2020	06:00	0	0	6	33	68	102	96	51	19	6	0	0	0	0	0	0	0	0	0	0	0	0	0	0	0	0	0	0	0	0	0	0	0	0	0	0	0	0	0	0	381	36.9	25 to 35	69.8	172	45.1
05/08/2020	07:00	0	2	9	12	55	115	81	45	15	0	0	0	0	0	0	0	0	0	0	0	0	0	0	0	0	0	0	0	0	0	0	0	0	0	0	0	0	0	0	0	334	36.1	25 to 35	75.1	141	42.2
05/08/2020	08:00	0	7	5	14	43	89	73	39	11	2	0	0	0	0	0	0	0	0	0	0	0	0	0	0	0	0	0	0	0	0	0	0	0	0	0	0	0	0	0	0	283	36.3	25 to 35	72.4	125	44.2
05/08/2020	09:00	0	0	5	18	53	92	67	42	7	3	0	0	0	0	0	0	0	0	0	0	0	0	0	0	0	0	0	0	0	0	0	0	0	0	0	0	0	0	0	0	287	36.1	25 to 35	73.9	119	41.5
05/08/2020	10:00	0	0	1	12	40	94	81	52	21	2	0	0	0	0	0	0	0	0	0	0	0	0	0	0	0	0	0	0	0	0	0	0	0	0	0	0	0	0	0	0	303	37.9	30 to 40	74.9	156	51.5
05/08/2020	11:00	0	3	2	6	47	86	77	52	28	6	1	0	0	0	0	0	0	0	0	0	0	0	0	0	0	0	0	0	0	0	0	0	0	0	0	0	0	0	0	0	308	38.9	30 to 40	69.8	164	53.2
05/08/2020	12:00	0	5	22	18	30	73	73	46	28	0	0	0	0	0	0	0	0	0	0	0	0	0	0	0	0	0	0	0	0	0	0	0	0	0	0	0	0	0	0	0	295	38.3	30 to 40	65.1	147	49.8
05/08/2020	13:00	0	1	1	18	43	81	80	50	14	4	0	0	0	0	0	0	0	0	0	0	0	0	0	0	0	0	0	0	0	0	0	0	0	0	0	0	0	0	0	0	292	37.4	30 to 40	72.3	148	50.7
05/08/2020	14:00	0	0	3	22	48	113	91	51	11	4	2	0	0	0	0	0	0	0	0	0	0	0	0	0	0	0	0	0	0	0	0	0	0	0	0	0	0	0	0	0	345	36.6	30 to 40	73.9	159	46.1
05/08/2020	15:00	0	2	5	35	64	138	124	59	27	8	1	0	0	0	0	0	0	0	0	0	0	0	0	0	0	0	0	0	0	0	0	0	0	0	0	0	0	0	0	0	463	37.2	25 to 35	70.4	219	47.3
05/08/2020	16:00	0	2	23	51	90	120	85	47	23	4	0	0	0	0	0	0	0	0	0	0	0	0	0	0	0	0	0	0	0	0	0	0	0	0	0	0	0	0	0	0	445	35.7	25 to 35	66.3	159	35.7
05/08/2020	17:00	0	2	13	18	50	86	82	30	14	2	1	0	0	0	0	0	0	0	0	0	0	0	0	0	0	0	0	0	0	0	0	0	0	0	0	0	0	0	0	0	298	35.3	25 to 35	73.2	129	43.3
05/08/2020	18:00	0	0	4	4	22	55	52	36	11	6	2	1	0	0	0	0	0	0	0	0	0	0	0	0	0	0	0	0	0	0	0	0	0	0	0	0	0	0	0	0	193	38.8	30 to 40	74.1	108	56.0
05/08/2020	19:00	0	0	0	5	13	53	35	26	13	6	0	0	0	0	0	0	0	0	0	0	0	0	0	0	0	0	0	0	0	0	0	0	0	0	0	0	0	0	0	0	151	39.2	30 to 40	75.5	80	53.0
05/08/2020	20:00	0	0	1	0	12	27	29	16	12	2	0	0	0	0	0	0	0	0	0	0	0	0	0	0	0	0	0	0	0	0	0	0	0	0	0	0	0	0	0	0	99	39.7	30 to 40	72.7	59	59.6
05/08/2020	21:00	0	0	0	0	2	13	24	16	12	2	2	1	0	0	0	0	0	0	0	0	0	0	0	0	0	0	0	0	0	0	0	0	0	0	0	0	0	0	0	0	72	42.5	30 to 40	73.6	57	79.2
05/08/2020	22:00	0	0	0	0	0	5	11	5	4	1	1	0	0	0	0	0	0	0	0	0	0	0	0	0	0	0	0	0	0	0	0	0	0	0	0	0	0	0	0	0	27	42.5	30 to 40	77.8	22	81.5
05/08/2020	23:00	0	0	0	0	1	1	8	4	5	0	0	0	1	0	0	0	0	0	0	0	0	0	0	0	0	0	0	0	0	0	0	0	0	0	0	0	0	0	0	0	20	43	35 to 45	85.0	18	90.0
24 Hr Summary		0	24	102	277	724	1416	1244	719	313	75	13	4	2	2	0	0	0	0	0	0	0	0	0	0	0	0	0	0	0	0	0	0	0	0	0	0	0	0	0	0	4915	37.7	25 to 35	68.9	2372	48.3

Incoming Histogram
Alton Rd Facing Alton

from Sun-Mar-15-2020-05-00-AM to Sun-Aug-16-2020-02-59-PM

Date	Starting Hr:min	<5	5 to <10	10 to <15	15 to <20	20 to <25	25 to <30	30 to <35	35 to <40	40 to <45	45 to <50	50 to <55	55 to <60	60 to <65	65 to <70	70 to <75	75 to <80	80 to <85	85 to <90	90 to <95	95 to <100	100 to <105	105 to <110	110 to <115	115 to <120	120 to <125	125 to <130	130 to <135	135 to <140	140 to <145	145 to <150	150 to <155	155 to <160	160 to <165	165 to <170	170 to <175	175 to <180	180 to <185	185 to <190	190 to <195	195 to >200	Total Counts	85pct Speed	10MPH Pace	% in pace	# of Speeders	% Speeders
06/08/2020	00:00	0	0	0	0	0	1	3	2	7	2	0	0	0	0	0	0	0	0	0	0	0	0	0	0	0	0	0	0	0	0	0	0	0	0	0	0	0	0	0	0	15	45	35 to 45	80.0	14	93.3
06/08/2020	01:00	0	0	0	0	0	1	2	2	0	1	0	0	0	0	0	0	0	0	0	0	0	0	0	0	0	0	0	0	0	0	0	0	0	0	0	0	0	0	0	0	6	40	30 to 40	83.3	5	83.3
06/08/2020	02:00	0	0	0	0	2	2	3	1	3	1	0	0	0	0	0	0	0	0	0	0	0	0	0	0	0	0	0	0	0	0	0	0	0	0	0	0	0	0	0	0	12	43.3	25 to 35	58.3	8	66.7
06/08/2020	03:00	0	0	0	0	0	1	1	6	1	2	2	0	0	0	0	0	0	0	0	0	0	0	0	0	0	0	0	0	0	0	0	0	0	0	0	0	0	0	0	0	13	50	40 to 50	69.2	12	92.3
06/08/2020	04:00	0	0	0	0	2	12	8	11	7	9	1	0	0	0	0	0	0	0	0	0	0	0	0	0	0	0	0	0	0	0	0	0	0	0	0	0	0	0	0	0	50	46.1	30 to 40	62.0	36	72.0
06/08/2020	05:00	0	0	4	18	31	64	48	42	20	4	2	1	0	0	0	0	0	0	0	0	0	0	0	0	0	0	0	0	0	0	0	0	0	0	0	0	0	0	0	0	234	39	30 to 40	65.8	117	50.0
06/08/2020	06:00	0	0	1	10	55	110	104	44	24	4	0	0	0	0	0	0	0	0	0	0	0	0	0	0	0	0	0	0	0	0	0	0	0	0	0	0	0	0	0	0	352	37.2	25 to 35	76.4	176	50.0
06/08/2020	07:00	0	5	12	21	51	97	87	33	11	0	0	0	0	0	0	0	0	0	0	0	0	0	0	0	0	0	0	0	0	0	0	0	0	0	0	0	0	0	0	0	317	34.8	25 to 35	74.1	131	41.3
06/08/2020	08:00	0	1	2	14	50	116	73	33	6	0	0	0	1	0	0	0	0	0	0	0	0	0	0	0	0	0	0	0	0	0	0	0	0	0	0	0	0	0	0	0	296	34.7	25 to 35	80.7	113	38.2
06/08/2020	09:00	0	0	1	7	39	104	80	53	11	6	1	0	0	0	0	0	0	0	0	0	0	0	0	0	0	0	0	0	0	0	0	0	0	0	0	0	0	0	0	0	302	37.5	30 to 40	78.5	151	50.0
06/08/2020	10:00	0	1	1	11	50	99	72	55	11	3	0	0	0	0	0	0	0	0	0	0	0	0	0	0	0	0	0	0	0	0	0	0	0	0	0	0	0	0	0	0	303	37.2	30 to 40	74.6	141	46.5
06/08/2020	11:00	0	0	5	17	66	90	87	62	10	5	0	1	0	0	0	0	0	0	0	0	0	0	0	0	0	0	0	0	0	0	0	0	0	0	0	0	0	0	0	0	343	37.2	25 to 35	70.8	165	48.1
06/08/2020	12:00	0	3	3	11	33	114	84	27	23	7	1	0	0	0	0	0	0	0	0	0	0	0	0	0	0	0	0	0	0	0	0	0	0	0	0	0	0	0	0	0	306	37.2	25 to 35	75.5	142	46.4
06/08/2020	13:00	0	4	5	19	54	82	96	53	18	10	1	0	0	0	0	0	0	0	0	0	0	0	0	0	0	0	0	0	0	0	0	0	0	0	0	0	0	0	0	0	342	37.9	25 to 35	67.8	178	52.0
06/08/2020	14:00	0	10	16	35	50	112	83	51	21	5	1	0	0	0	0	0	0	0	0	0	0	0	0	0	0	0	0	0	0	0	0	0	0	0	0	0	0	0	0	0	384	37	30 to 40	64.1	161	41.9
06/08/2020	15:00	0	2	17	38	75	151	106	56	22	5	0	0	0	0	0	0	0	0	0	0	0	0	0	0	0	0	0	0	0	0	0	0	0	0	0	0	0	0	0	0	472	36.1	25 to 35	70.3	189	40.0
06/08/2020	16:00	0	6	5	16	54	138	120	65	23	1	0	0	0	0	0	0	0	0	0	0	0	0	0	0	0	0	0	0	0	0	0	0	0	0	0	0	0	0	0	0	428	36.9	30 to 40	75.5	209	48.8
06/08/2020	17:00	0	0	1	3	27	95	104	47	13	4	0	0	0	0	0	0	0	0	0	0	0	0	0	0	0	0	0	0	0	0	0	0	0	0	0	0	0	0	0	0	294	37.1	30 to 40	83.7	168	57.1
06/08/2020	18:00	0	2	4	14	19	50	55	33	10	11	0	0	0	0	0	0	0	0	0	0	0	0	0	0	0	0	0	0	0	0	0	0	0	0	0	0	0	0	0	0	198	38.6	30 to 40	69.7	109	55.1
06/08/2020	19:00	0	0	0	5	11	43	44	21	12	5	1	0	0	0	0	0	0	0	0	0	0	0	0	0	0	0	0	0	0	0	0	0	0	0	0	0	0	0	0	0	142	39.3	30 to 40	76.1	83	58.5
06/08/2020	20:00	0	0	1	2	10	49	45	21	9	3	2	0	0	0	0	0	0	0	0	0	0	0	0	0	0	0	0	0	0	0	0	0	0	0	0	0	0	0	0	0	142	38.3	30 to 40	81.0	80	56.3
06/08/2020	21:00	0	0	0	1	3	11	18	17	12	4	0	0	0	0	0	0	0	0	0	0	0	0	0	0	0	0	0	0	0	0	0	0	0	0	0	0	0	0	0	0	66	42.5	35 to 45	71.2	51	77.3
06/08/2020	22:00	0	0	0	0	1	10	11	5	7	1	1	1	0	0	0	0	0	0	0	0	0	0	0	0	0	0	0	0	0	0	0	0	0	0	0	0	0	0	0	0	37	42.9	30 to 40	70.3	26	70.3
06/08/2020	23:00	0	0	0	0	0	5	7	6	3	1	1	0	0	0	0	0	0	0	0	0	0	0	0	0	0	0	0	0	0	0	0	0	0	0	0	0	0	0	0	0	23	43.3	30 to 40	78.3	18	78.3
24 Hr Summary		0	34	78	242	683	1557	1341	746	284	94	14	3	1	0	0	0	0	0	0	0	0	0	0	0	0	0	0	0	0	0	0	0	0	0	0	0	0	0	0	0	5077	37.5	30 to 40	71.8	2483	48.9

Incoming Histogram
Alton Rd Facing Alton

from Sun-Mar-15-2020-05-00-AM to Sun-Aug-16-2020-02-59-PM

Date	Starting Hr:min	<5	5 to <10	10 to <15	15 to <20	20 to <25	25 to <30	30 to <35	35 to <40	40 to <45	45 to <50	50 to <55	55 to <60	60 to <65	65 to <70	70 to <75	75 to <80	80 to <85	85 to <90	90 to <95	95 to <100	100 to <105	105 to <110	110 to <115	115 to <120	120 to <125	125 to <130	130 to <135	135 to <140	140 to <145	145 to <150	150 to <155	155 to <160	160 to <165	165 to <170	170 to <175	175 to <180	180 to <185	185 to <190	190 to <195	195 to >200	Total Counts	85pct Speed	10MPH Pace	% in pace	# of Speeders	% Speeders
07/08/2020	00:00	0	0	0	0	0	0	2	1	2	1	0	0	0	0	0	0	0	0	0	0	0	0	0	0	0	0	0	0	0	0	0	0	0	0	0	0	0	0	0	0	6	45	35 to 45	83.3	6	100.0
07/08/2020	01:00	0	0	0	0	0	0	0	1	1	0	0	0	0	0	0	0	0	0	0	0	0	0	0	0	0	0	0	0	0	0	0	0	0	0	0	0	0	0	0	0	2	45	35 to 45	100.0	2	100.0
07/08/2020	02:00	0	0	0	0	0	4	2	4	1	0	2	0	1	1	0	0	0	0	0	0	0	0	0	0	0	0	0	0	0	0	0	0	0	0	0	0	0	0	0	0	15	55	30 to 40	66.7	11	73.3
07/08/2020	03:00	0	0	0	0	1	2	3	7	4	2	1	1	0	1	0	0	0	0	0	0	0	0	0	0	0	0	0	0	0	0	0	0	0	0	0	0	0	0	0	0	22	50	35 to 45	63.6	19	86.4
07/08/2020	04:00	0	0	1	4	6	6	10	10	12	2	0	1	0	0	0	0	0	0	0	0	0	0	0	0	0	0	0	0	0	0	0	0	0	0	0	0	0	0	0	0	52	42.9	35 to 45	61.5	35	67.3
07/08/2020	05:00	0	0	0	3	21	43	61	43	17	7	2	1	1	0	0	0	0	0	0	0	0	0	0	0	0	0	0	0	0	0	0	0	0	0	0	0	0	0	0	0	199	39.8	30 to 40	73.9	132	66.3
07/08/2020	06:00	0	2	12	33	69	109	76	45	14	4	1	0	0	1	0	0	0	0	0	0	0	0	0	0	0	0	0	0	0	0	0	0	0	0	0	0	0	0	0	0	366	36.1	25 to 35	69.4	141	38.5
07/08/2020	07:00	0	0	3	24	50	102	63	33	15	1	0	0	0	0	0	0	0	0	0	0	0	0	0	0	0	0	0	0	0	0	0	0	0	0	0	0	0	0	0	0	291	35.8	25 to 35	73.9	112	38.5
07/08/2020	08:00	0	1	6	16	54	79	60	49	15	1	0	0	0	1	0	0	0	0	0	0	0	0	0	0	0	0	0	0	0	0	0	0	0	0	0	0	0	0	0	0	282	37.4	25 to 35	68.4	126	44.7
07/08/2020	09:00	0	0	6	11	59	110	74	36	14	2	3	0	0	0	0	0	0	0	0	0	0	0	0	0	0	0	0	0	0	0	0	0	0	0	0	0	0	0	0	0	315	36.1	25 to 35	77.1	129	41.0
07/08/2020	10:00	0	8	14	32	74	116	88	50	17	6	1	1	0	0	0	0	0	0	0	0	0	0	0	0	0	0	0	0	0	0	0	0	0	0	0	0	0	0	0	0	407	36.4	25 to 35	68.3	163	40.0
07/08/2020	11:00	0	0	0	25	59	139	110	61	25	2	0	0	0	0	0	0	0	0	0	0	0	0	0	0	0	0	0	0	0	0	0	0	0	0	0	0	0	0	0	0	421	37	30 to 40	73.6	198	47.0
07/08/2020	12:00	0	0	3	24	68	117	104	50	26	4	0	1	0	0	0	0	0	0	0	0	0	0	0	0	0	0	0	0	0	0	0	0	0	0	0	0	0	0	0	0	397	37.1	25 to 35	72.8	185	46.6
07/08/2020	13:00	0	10	8	24	56	102	84	48	9	4	0	1	0	0	0	0	0	0	0	0	0	0	0	0	0	0	0	0	0	0	0	0	0	0	0	0	0	0	0	0	346	36	25 to 35	69.9	146	42.2
07/08/2020	14:00	0	2	0	8	40	112	101	60	17	5	1	0	0	0	0	0	0	0	0	0	0	0	0	0	0	0	0	0	0	0	0	0	0	0	0	0	0	0	0	0	346	37.6	30 to 40	78.9	184	53.2
07/08/2020	15:00	0	0	1	13	55	131	111	53	20	1	0	0	0	0	0	0	0	0	0	0	0	0	0	0	0	0	0	0	0	0	0	0	0	0	0	0	0	0	0	0	385	36.5	25 to 35	77.1	185	48.1
07/08/2020	16:00	0	3	8	24	60	134	82	52	14	3	0	0	0	0	0	0	0	0	0	0	0	0	0	0	0	0	0	0	0	0	0	0	0	0	0	0	0	0	0	0	380	36.2	25 to 35	72.6	151	39.7
07/08/2020	17:00	0	0	0	8	39	87	64	37	26	3	1	0	0	0	0	0	0	0	0	0	0	0	0	0	0	0	0	0	0	0	0	0	0	0	0	0	0	0	0	0	265	38.6	25 to 35	71.7	131	49.4
07/08/2020	18:00	0	0	0	4	27	62	70	39	10	4	1	0	0	0	0	0	0	0	0	0	0	0	0	0	0	0	0	0	0	0	0	0	0	0	0	0	0	0	0	0	217	37.7	30 to 40	78.8	124	57.1
07/08/2020	19:00	0	0	0	2	20	44	42	14	8	2	1	1	0	0	0	0	0	0	0	0	0	0	0	0	0	0	0	0	0	0	0	0	0	0	0	0	0	0	0	0	134	37.1	25 to 35	79.1	68	50.7
07/08/2020	20:00	0	0	0	2	5	24	34	28	9	1	0	0	0	0	0	0	0	0	0	0	0	0	0	0	0	0	0	0	0	0	0	0	0	0	0	0	0	0	0	0	103	39.1	30 to 40	83.5	72	69.9
07/08/2020	21:00	0	0	0	3	4	16	27	15	16	3	2	0	0	0	0	0	0	0	0	0	0	0	0	0	0	0	0	0	0	0	0	0	0	0	0	0	0	0	0	0	86	42.5	30 to 40	67.4	63	73.3
07/08/2020	22:00	0	0	0	1	1	5	8	14	10	1	1	0	0	0	0	0	0	0	0	0	0	0	0	0	0	0	0	0	0	0	0	0	0	0	0	0	0	0	0	0	41	43	35 to 45	78.0	34	82.9
07/08/2020	23:00	0	0	0	0	2	2	3	4	3	2	0	0	1	0	0	0	0	0	0	0	0	0	0	0	0	0	0	0	0	0	0	0	0	0	0	0	0	0	0	0	17	45	35 to 45	58.8	13	76.5
24 Hr Summary		0	26	62	261	770	1546	1279	754	305	61	17	7	3	3	1	0	0	0	0	0	0	0	0	0	0	0	0	0	0	0	0	0	0	0	0	0	0	0	0	0	5095	37.6	25 to 35	70.6	2430	47.7

Incoming Histogram
Alton Rd Facing Alton

from Sun-Mar-15-2020-05-00-AM to Sun-Aug-16-2020-02-59-PM

Date	Starting Hr:min	<5	5 to <10	10 to <15	15 to <20	20 to <25	25 to <30	30 to <35	35 to <40	40 to <45	45 to <50	50 to <55	55 to <60	60 to <65	65 to <70	70 to <75	75 to <80	80 to <85	85 to <90	90 to <95	95 to <100	100 to <105	105 to <110	110 to <115	115 to <120	120 to <125	125 to <130	130 to <135	135 to <140	140 to <145	145 to <150	150 to <155	155 to <160	160 to <165	165 to <170	170 to <175	175 to <180	180 to <185	185 to <190	190 to <195	195 to >200	Total Counts	85pct Speed	10MPH Pace	% in pace	# of Speeders	% Speeders
08/08/2020	00:00	0	0	0	0	0	0	0	3	2	0	2	0	0	0	0	0	0	0	0	0	0	0	0	0	0	0	0	0	0	0	0	0	0	0	0	0	0	0	0	0	7	52.5	35 to 45	71.4	7	100.0
08/08/2020	01:00	0	0	0	0	0	0	0	1	0	0	0	0	0	0	0	0	0	0	0	0	0	0	0	0	0	0	0	0	0	0	0	0	0	0	0	0	0	0	0	0	1	40	30 to 40	100.0	1	100.0
08/08/2020	02:00	0	0	0	0	0	1	2	1	2	0	0	0	0	0	0	0	0	0	0	0	0	0	0	0	0	0	0	0	0	0	0	0	0	0	0	0	0	0	0	0	6	42.5	35 to 45	83.3	5	83.3
08/08/2020	03:00	0	0	0	0	0	2	4	4	1	2	1	0	1	0	0	0	0	0	0	0	0	0	0	0	0	0	0	0	0	0	0	0	0	0	0	0	0	0	0	0	15	50	30 to 40	66.7	13	86.7
08/08/2020	04:00	0	0	0	0	0	2	4	6	8	5	1	0	0	0	0	0	0	0	0	0	0	0	0	0	0	0	0	0	0	0	0	0	0	0	0	0	0	0	0	0	26	47	40 to 50	73.1	24	92.3
08/08/2020	05:00	0	0	0	1	1	17	13	14	14	2	2	1	0	0	0	0	0	0	0	0	0	0	0	0	0	0	0	0	0	0	0	0	0	0	0	0	0	0	0	0	65	43.2	30 to 40	67.7	46	70.8
08/08/2020	06:00	0	0	0	4	10	33	33	25	9	2	3	0	0	0	0	0	0	0	0	0	0	0	0	0	0	0	0	0	0	0	0	0	0	0	0	0	0	0	0	0	119	39.2	30 to 40	76.5	72	60.5
08/08/2020	07:00	0	0	1	10	16	39	49	35	13	3	1	0	0	0	0	0	0	0	0	0	0	0	0	0	0	0	0	0	0	0	0	0	0	0	0	0	0	0	0	0	167	38.9	30 to 40	73.7	101	60.5
08/08/2020	08:00	0	2	5	12	39	73	55	40	7	2	1	0	0	0	0	0	0	0	0	0	0	0	0	0	0	0	0	0	0	0	0	0	0	0	0	0	0	0	0	0	236	36.9	30 to 40	71.2	105	44.5
08/08/2020	09:00	0	0	1	7	33	65	88	46	11	3	1	0	0	0	0	0	0	0	0	0	0	0	0	0	0	0	0	0	0	0	0	0	0	0	0	0	0	0	0	0	255	37.5	30 to 40	78.0	149	58.4
08/08/2020	10:00	0	4	15	28	63	92	61	31	16	1	1	0	0	0	0	0	0	0	0	0	0	0	0	0	0	0	0	0	0	0	0	0	0	0	0	0	0	0	0	0	312	35.3	25 to 35	69.2	110	35.3
08/08/2020	11:00	0	3	4	22	42	105	85	46	16	4	0	0	1	0	0	0	0	0	0	0	0	0	0	0	0	0	0	0	0	0	0	0	0	0	0	0	0	0	0	0	328	37	30 to 40	72.0	152	46.3
08/08/2020	12:00	0	4	17	13	36	69	53	40	10	1	0	0	0	0	0	0	0	0	0	0	0	0	0	0	0	0	0	0	0	0	0	0	0	0	0	0	0	0	0	0	243	36.9	30 to 40	66.7	104	42.8
08/08/2020	13:00	0	2	21	14	38	84	67	36	10	2	0	0	0	0	0	0	0	0	0	0	0	0	0	0	0	0	0	0	0	0	0	0	0	0	0	0	0	0	0	0	274	36	25 to 35	69.0	115	42.0
08/08/2020	14:00	0	0	0	10	27	74	69	46	12	7	0	0	0	0	0	0	0	0	0	0	0	0	0	0	0	0	0	0	0	0	0	0	0	0	0	0	0	0	0	0	245	38	30 to 40	77.1	134	54.7
08/08/2020	15:00	0	13	21	17	35	64	61	32	6	1	1	0	0	0	0	0	0	0	0	0	0	0	0	0	0	0	0	0	0	0	0	0	0	0	0	0	0	0	0	0	251	35.3	25 to 35	63.7	101	40.2
08/08/2020	16:00	0	0	2	8	16	64	68	53	12	1	0	1	0	0	0	0	0	0	0	0	0	0	0	0	0	0	0	0	0	0	0	0	0	0	0	0	0	0	0	0	225	38.1	30 to 40	82.2	135	60.0
08/08/2020	17:00	0	0	1	4	22	66	67	41	18	2	0	1	0	0	0	0	0	0	0	0	0	0	0	0	0	0	0	0	0	0	0	0	0	0	0	0	0	0	0	0	222	38.5	30 to 40	78.4	129	58.1
08/08/2020	18:00	0	1	2	7	15	53	69	33	6	5	1	0	0	0	0	0	0	0	0	0	0	0	0	0	0	0	0	0	0	0	0	0	0	0	0	0	0	0	0	0	192	37.4	30 to 40	80.7	114	59.4
08/08/2020	19:00	0	0	1	5	15	44	34	29	14	2	1	0	0	0	0	0	0	0	0	0	0	0	0	0	0	0	0	0	0	0	0	0	0	0	0	0	0	0	0	0	145	39.1	30 to 40	73.8	80	55.2
08/08/2020	20:00	0	0	0	2	5	28	38	24	9	2	1	1	0	0	0	0	0	0	0	0	0	0	0	0	0	0	0	0	0	0	0	0	0	0	0	0	0	0	0	0	110	39.4	30 to 40	81.8	75	68.2
08/08/2020	21:00	0	0	0	4	3	15	26	18	8	1	0	0	1	0	0	0	0	0	0	0	0	0	0	0	0	0	0	0	0	0	0	0	0	0	0	0	0	0	0	0	76	39.7	30 to 40	77.6	54	71.1
08/08/2020	22:00	0	0	0	1	1	8	6	11	8	1	4	0	1	0	0	0	0	0	0	0	0	0	0	0	0	0	0	0	0	0	0	0	0	0	0	0	0	0	0	0	41	45	30 to 40	61.0	31	75.6
08/08/2020	23:00	0	0	0	0	0	5	2	6	2	0	0	0	0	0	0	0	0	0	0	0	0	0	0	0	0	0	0	0	0	0	0	0	0	0	0	0	0	0	0	0	15	40	30 to 40	86.7	10	66.7
24 Hr Summary		0	29	91	169	417	1003	954	621	214	49	21	4	3	1	0	0	0	0	0	0	0	0	0	0	0	0	0	0	0	0	0	0	0	0	0	0	0	0	0	0	3576	38	30 to 40	72.1	1867	52.2

Incoming Histogram
Alton Rd Facing Alton

from Sun-Mar-15-2020-05-00-AM to Sun-Aug-16-2020-02-59-PM

Date	Starting Hr:min	<5	5 to <10	10 to <15	15 to <20	20 to <25	25 to <30	30 to <35	35 to <40	40 to <45	45 to <50	50 to <55	55 to <60	60 to <65	65 to <70	70 to <75	75 to <80	80 to <85	85 to <90	90 to <95	95 to <100	100 to <105	105 to <110	110 to <115	115 to <120	120 to <125	125 to <130	130 to <135	135 to <140	140 to <145	145 to <150	150 to <155	155 to <160	160 to <165	165 to <170	170 to <175	175 to <180	180 to <185	185 to <190	190 to <195	195 to >200	Total Counts	85pct Speed	10MPH Pace	% in pace	# of Speeders	% Speeders
09/08/2020	00:00	0	0	0	0	0	0	0	2	3	3	0	0	0	0	0	0	0	0	0	0	0	0	0	0	0	0	0	0	0	0	0	0	0	0	0	0	0	0	0	0	8	48.3	40 to 50	100.0	8	100.0
09/08/2020	01:00	0	0	0	0	0	1	1	0	2	1	1	0	0	0	0	0	0	0	0	0	0	0	0	0	0	0	0	0	0	0	0	0	0	0	0	0	0	0	0	0	6	50	45 to 55	66.7	5	83.3
09/08/2020	02:00	0	0	0	0	0	0	0	1	4	1	1	0	0	0	0	0	0	0	0	0	0	0	0	0	0	0	0	0	0	0	0	0	0	0	0	0	0	0	0	0	7	50	40 to 50	85.7	7	100.0
09/08/2020	03:00	0	0	0	0	0	0	1	1	1	0	2	0	0	0	0	0	0	0	0	0	0	0	0	0	0	0	0	0	0	0	0	0	0	0	0	0	0	0	0	0	5	52.5	35 to 45	60.0	5	100.0
09/08/2020	04:00	0	0	0	0	1	0	1	2	1	2	0	0	0	0	0	0	0	0	0	0	0	0	0	0	0	0	0	0	0	0	0	0	0	0	0	0	0	0	0	0	7	47.5	40 to 50	71.4	6	85.7
09/08/2020	05:00	0	0	0	0	2	2	5	5	5	10	1	0	0	1	0	0	0	0	0	0	0	0	0	0	0	0	0	0	0	0	0	0	0	0	0	0	0	0	0	0	31	48.5	40 to 50	64.5	27	87.1
09/08/2020	06:00	0	0	0	1	6	26	25	13	7	4	0	0	0	0	0	0	0	0	0	0	0	0	0	0	0	0	0	0	0	0	0	0	0	0	0	0	0	0	0	0	82	39.6	30 to 40	78.0	49	59.8
09/08/2020	07:00	0	1	1	2	11	30	23	22	6	4	0	1	0	0	0	0	0	0	0	0	0	0	0	0	0	0	0	0	0	0	0	0	0	0	0	0	0	0	0	0	101	39.1	30 to 40	74.3	56	55.4
09/08/2020	08:00	0	1	2	15	25	59	56	28	14	3	0	0	0	0	0	0	0	0	0	0	0	0	0	0	0	0	0	0	0	0	0	0	0	0	0	0	0	0	0	0	203	37.7	30 to 40	70.4	101	49.8
09/08/2020	09:00	0	2	12	24	33	77	47	36	7	2	1	0	0	0	0	0	0	0	0	0	0	0	0	0	0	0	0	0	0	0	0	0	0	0	0	0	0	0	0	0	241	36.4	30 to 40	66.4	93	38.6
09/08/2020	10:00	0	0	0	11	51	96	81	39	13	1	0	0	0	0	0	0	0	0	0	0	0	0	0	0	0	0	0	0	0	0	0	0	0	0	0	0	0	0	0	0	292	36.2	25 to 35	78.1	134	45.9
09/08/2020	11:00	0	5	16	31	42	72	76	36	16	2	0	0	0	0	0	0	0	0	0	0	0	0	0	0	0	0	0	0	0	0	0	0	0	0	0	0	0	0	0	0	296	36.4	25 to 35	64.2	130	43.9
09/08/2020	12:00	0	0	3	8	29	63	75	47	12	3	1	0	0	0	0	0	0	0	0	0	0	0	0	0	0	0	0	0	0	0	0	0	0	0	0	0	0	0	0	0	241	37.9	30 to 40	76.8	138	57.3
09/08/2020	13:00	0	0	0	7	20	94	67	43	12	1	0	0	0	0	0	0	0	0	0	0	0	0	0	0	0	0	0	0	0	0	0	0	0	0	0	0	0	0	0	0	244	37.2	30 to 40	83.6	123	50.4
09/08/2020	14:00	0	0	1	7	23	83	65	28	6	4	2	0	0	0	0	0	0	0	0	0	0	0	0	0	0	0	0	0	0	0	0	0	0	0	0	0	0	0	0	0	219	36.2	30 to 40	80.4	105	47.9
09/08/2020	15:00	0	0	0	6	22	91	83	41	12	2	0	0	0	0	0	0	0	0	0	0	0	0	0	0	0	0	0	0	0	0	0	0	0	0	0	0	0	0	0	0	257	37	30 to 40	83.7	138	53.7
09/08/2020	16:00	0	2	0	2	24	98	88	43	11	3	0	0	0	0	0	0	0	0	0	0	0	0	0	0	0	0	0	0	0	0	0	0	0	0	0	0	0	0	0	0	271	36.9	30 to 40	84.5	145	53.5
09/08/2020	17:00	0	0	0	1	33	49	60	29	13	5	2	0	0	0	0	0	0	0	0	0	0	0	0	0	0	0	0	0	0	0	0	0	0	0	0	0	0	0	0	0	192	38.4	25 to 35	74.0	109	56.8
09/08/2020	18:00	0	0	0	9	31	72	60	34	15	3	1	0	0	0	0	0	0	0	0	0	0	0	0	0	0	0	0	0	0	0	0	0	0	0	0	0	0	0	0	0	225	37.8	30 to 40	73.8	113	50.2
09/08/2020	19:00	0	0	0	5	10	41	48	23	14	2	1	0	0	0	0	0	0	0	0	0	0	0	0	0	0	0	0	0	0	0	0	0	0	0	0	0	0	0	0	0	144	38.9	30 to 40	77.8	88	61.1
09/08/2020	20:00	0	0	0	2	8	30	32	23	10	2	2	0	0	0	0	0	0	0	0	0	0	0	0	0	0	0	0	0	0	0	0	0	0	0	0	0	0	0	0	0	109	39.6	30 to 40	78.0	69	63.3
09/08/2020	21:00	0	0	1	0	5	16	15	16	9	4	2	1	1	0	0	0	0	0	0	0	0	0	0	0	0	0	0	0	0	0	0	0	0	0	0	0	0	0	0	0	70	43.9	30 to 40	67.1	48	68.6
09/08/2020	22:00	0	0	0	0	0	7	6	7	5	1	0	0	0	0	0	0	0	0	0	0	0	0	0	0	0	0	0	0	0	0	0	0	0	0	0	0	0	0	0	0	26	42	30 to 40	76.9	19	73.1
09/08/2020	23:00	0	0	0	0	0	2	3	2	3	2	1	0	0	0	0	0	0	0	0	0	0	0	0	0	0	0	0	0	0	0	0	0	0	0	0	0	0	0	0	0	13	47.5	35 to 45	61.5	11	84.6
24 Hr Summary		0	11	36	131	376	1009	918	521	201	65	18	2	1	1	0	0	0	0	0	0	0	0	0	0	0	0	0	0	0	0	0	0	0	0	0	0	0	0	0	0	3290	38	30 to 40	74.4	1727	52.5

Incoming Histogram
Alton Rd Facing Alton

from Sun-Mar-15-2020-05-00-AM to Sun-Aug-16-2020-02-59-PM

Date	Starting Hr:min	<5	5 to <10	10 to <15	15 to <20	20 to <25	25 to <30	30 to <35	35 to <40	40 to <45	45 to <50	50 to <55	55 to <60	60 to <65	65 to <70	70 to <75	75 to <80	80 to <85	85 to <90	90 to <95	95 to <100	100 to <105	105 to <110	110 to <115	115 to <120	120 to <125	125 to <130	130 to <135	135 to <140	140 to <145	145 to <150	150 to <155	155 to <160	160 to <165	165 to <170	170 to <175	175 to <180	180 to <185	185 to <190	190 to <195	195 to >200	Total Counts	85pct Speed	10MPH Pace	% in pace	# of Speeders	% Speeders
10/08/2020	00:00	0	0	0	0	0	0	0	0	0	0	0	0	0	0	0	0	0	0	0	0	0	0	0	0	0	0	0	0	0	0	0	0	0	0	0	0	0	0	0	0	0	*	*	*	*
10/08/2020	01:00	0	0	0	0	0	1	1	2	1	1	0	0	0	0	0	0	0	0	0	0	0	0	0	0	0	0	0	0	0	0	0	0	0	0	0	0	0	0	0	6	45	30 to 40	66.7	5	83.3
10/08/2020	02:00	0	0	0	0	0	0	0	0	0	0	0	0	0	0	0	0	0	0	0	0	0	0	0	0	0	0	0	0	0	0	0	0	0	0	0	0	0	0	0	0	0	*	*	*	*
10/08/2020	03:00	0	0	0	0	0	1	2	4	4	0	3	0	0	0	0	0	0	0	0	0	0	0	0	0	0	0	0	0	0	0	0	0	0	0	0	0	0	0	0	14	51.7	35 to 45	71.4	13	92.9
10/08/2020	04:00	0	0	0	1	3	11	13	12	16	5	4	0	0	0	0	0	0	0	0	0	0	0	0	0	0	0	0	0	0	0	0	0	0	0	0	0	0	0	0	65	44.7	35 to 45	63.1	50	76.9
10/08/2020	05:00	0	1	0	7	23	44	52	43	19	5	1	1	0	0	0	0	0	0	0	0	0	0	0	0	0	0	0	0	0	0	0	0	0	0	0	0	0	0	0	196	39.7	30 to 40	70.9	121	61.7
10/08/2020	06:00	0	0	4	12	57	141	106	44	28	3	2	0	0	0	0	0	0	0	0	0	0	0	0	0	0	0	0	0	0	0	0	0	0	0	0	0	0	0	0	397	36.9	25 to 35	76.6	183	46.1
10/08/2020	07:00	0	0	9	15	59	103	74	38	13	5	0	0	0	0	0	0	0	0	0	0	0	0	0	0	0	0	0	0	0	0	0	0	0	0	0	0	0	0	0	316	36.2	25 to 35	74.7	130	41.1
10/08/2020	08:00	0	1	2	11	53	94	80	38	13	3	0	0	0	0	0	0	0	0	0	0	0	0	0	0	0	0	0	0	0	0	0	0	0	0	0	0	0	0	0	295	36.3	25 to 35	76.9	134	45.4
10/08/2020	09:00	0	1	7	16	41	98	81	36	11	1	0	0	0	0	0	0	0	0	0	0	0	0	0	0	0	0	0	0	0	0	0	0	0	0	0	0	0	0	0	292	35.6	25 to 35	75.3	129	44.2
10/08/2020	10:00	0	2	3	13	48	96	86	38	12	1	1	0	0	0	0	0	0	0	0	0	0	0	0	0	0	0	0	0	0	0	0	0	0	0	0	0	0	0	0	300	35.9	25 to 35	76.7	138	46.0
10/08/2020	11:00	0	0	3	15	46	94	93	44	10	4	0	0	0	0	0	0	0	0	0	0	0	0	0	0	0	0	0	0	0	0	0	0	0	0	0	0	0	0	0	309	36.4	25 to 35	75.4	151	48.9
10/08/2020	12:00	0	1	2	18	53	83	69	35	21	5	2	0	0	0	0	0	0	0	0	0	0	0	0	0	0	0	0	0	0	0	0	0	0	0	0	0	0	0	0	289	37.9	25 to 35	70.9	132	45.7
10/08/2020	13:00	0	0	1	7	38	77	90	58	28	6	0	0	0	0	0	0	0	0	0	0	0	0	0	0	0	0	0	0	0	0	0	0	0	0	0	0	0	0	0	305	39	30 to 40	73.8	182	59.7
10/08/2020	14:00	0	0	4	17	50	85	82	59	18	6	2	0	0	0	0	0	0	0	0	0	0	0	0	0	0	0	0	0	0	0	0	0	0	0	0	0	0	0	0	323	38.1	30 to 40	70.0	167	51.7
10/08/2020	15:00	0	0	7	19	65	133	122	61	24	11	0	0	0	1	0	0	0	0	0	0	0	0	0	0	0	0	0	0	0	0	0	0	0	0	0	0	0	0	0	443	37.5	25 to 35	72.2	219	49.4
10/08/2020	16:00	0	1	10	11	57	123	103	59	18	5	0	0	0	0	0	0	0	0	0	0	0	0	0	0	0	0	0	0	0	0	0	0	0	0	0	0	0	0	0	387	37	30 to 40	73.6	185	47.8
10/08/2020	17:00	0	1	0	6	36	55	78	59	13	3	1	0	0	0	0	0	0	0	0	0	0	0	0	0	0	0	0	0	0	0	0	0	0	0	0	0	0	0	0	252	38.2	30 to 40	76.2	154	61.1
10/08/2020	18:00	0	1	1	9	25	50	50	31	12	3	1	0	0	0	0	0	0	0	0	0	0	0	0	0	0	0	0	0	0	0	0	0	0	0	0	0	0	0	0	183	38.2	30 to 40	71.6	97	53.0
10/08/2020	19:00	0	0	2	6	5	49	39	27	10	2	1	0	0	0	0	0	0	0	0	0	0	0	0	0	0	0	0	0	0	0	0	0	0	0	0	0	0	0	0	141	38.5	30 to 40	81.6	79	56.0
10/08/2020	20:00	0	0	0	4	7	27	56	16	8	4	0	0	0	0	0	0	0	0	0	0	0	0	0	0	0	0	0	0	0	0	0	0	0	0	0	0	0	0	0	122	38.1	30 to 40	81.1	84	68.9
10/08/2020	21:00	0	0	0	0	2	14	10	12	7	1	1	1	0	0	0	0	0	0	0	0	0	0	0	0	0	0	0	0	0	0	0	0	0	0	0	0	0	0	0	48	42.1	30 to 40	75.0	32	66.7
10/08/2020	22:00	0	0	0	0	2	8	6	7	0	1	1	0	0	0	0	0	0	0	0	0	0	0	0	0	0	0	0	0	0	0	0	0	0	0	0	0	0	0	0	25	38.6	30 to 40	84.0	15	60.0
10/08/2020	23:00	0	0	0	1	0	0	5	7	4	1	0	0	0	0	0	0	0	0	0	0	0	0	0	0	0	0	0	0	0	0	0	0	0	0	0	0	0	0	0	18	42.5	35 to 45	88.9	17	94.4
24 Hr Summary		0	9	55	188	670	1387	1298	730	290	76	20	2	0	0	1	0	0	0	0	0	0	0	0	0	0	0	0	0	0	0	0	0	0	0	0	0	0	0	0	4726	37.8	30 to 40	72.3	2417	51.1

Incoming Histogram
Alton Rd Facing Alton

from Sun-Mar-15-2020-05-00-AM to Sun-Aug-16-2020-02-59-PM

Date	Starting Hr:min	<5	5 to <10	10 to <15	15 to <20	20 to <25	25 to <30	30 to <35	35 to <40	40 to <45	45 to <50	50 to <55	55 to <60	60 to <65	65 to <70	70 to <75	75 to <80	80 to <85	85 to <90	90 to <95	95 to <100	100 to <105	105 to <110	110 to <115	115 to <120	120 to <125	125 to <130	130 to <135	135 to <140	140 to <145	145 to <150	150 to <155	155 to <160	160 to <165	165 to <170	170 to <175	175 to <180	180 to <185	185 to <190	190 to <195	195 to >200	Total Counts	85pct Speed	10MPH Pace	% in pace	# of Speeders	% Speeders
11/08/2020	00:00	0	0	0	0	0	0	6	4	2	4	0	0	0	0	0	0	0	0	0	0	0	0	0	0	0	0	0	0	0	0	0	0	0	0	0	0	0	0	0	0	16	47.5	35 to 45	75.0	16	100.0
11/08/2020	01:00	0	0	0	0	0	0	2	3	4	0	1	0	0	0	0	0	0	0	0	0	0	0	0	0	0	0	0	0	0	0	0	0	0	0	0	0	0	0	0	0	10	43.8	35 to 45	90.0	10	100.0
11/08/2020	02:00	0	0	0	0	1	0	4	0	1	0	0	0	1	0	0	0	0	0	0	0	0	0	0	0	0	0	0	0	0	0	0	0	0	0	0	0	0	0	0	0	7	45	25 to 35	71.4	6	85.7
11/08/2020	03:00	0	0	0	0	0	1	2	4	5	1	1	2	0	0	0	0	0	0	0	0	0	0	0	0	0	0	0	0	0	0	0	0	0	0	0	0	0	0	0	0	16	55	35 to 45	68.8	15	93.8
11/08/2020	04:00	0	0	1	3	7	6	16	18	6	6	3	1	0	0	0	0	0	0	0	0	0	0	0	0	0	0	0	0	0	0	0	0	0	0	0	0	0	0	0	0	67	45	30 to 40	59.7	50	74.6
11/08/2020	05:00	0	0	0	1	26	63	54	46	21	5	4	0	0	0	0	0	0	0	0	0	0	0	0	0	0	0	0	0	0	0	0	0	0	0	0	0	0	0	0	0	220	39.7	30 to 40	74.1	130	59.1
11/08/2020	06:00	0	2	2	14	67	114	110	52	22	1	1	0	0	1	0	0	0	0	0	0	0	0	0	0	0	0	0	0	0	0	0	0	0	0	0	0	0	0	0	0	386	36.8	25 to 35	75.4	187	48.4
11/08/2020	07:00	0	5	9	25	69	112	91	45	19	1	0	0	0	0	0	0	0	0	0	0	0	0	0	0	0	0	0	0	0	0	0	0	0	0	0	0	0	0	0	0	376	36	25 to 35	72.3	156	41.5
11/08/2020	08:00	0	0	1	16	61	111	79	29	6	0	0	0	0	1	0	0	0	0	0	0	0	0	0	0	0	0	0	0	0	0	0	0	0	0	0	0	0	0	0	0	304	34.4	25 to 35	82.6	115	37.8
11/08/2020	09:00	0	1	3	13	63	94	82	40	9	1	1	0	0	0	0	0	0	0	0	0	0	0	0	0	0	0	0	0	0	0	0	0	0	0	0	0	0	0	0	0	307	35.6	25 to 35	77.9	133	43.3
11/08/2020	10:00	0	1	7	26	45	100	86	39	10	1	0	0	0	0	0	0	0	0	0	0	0	0	0	0	0	0	0	0	0	0	0	0	0	0	0	0	0	0	0	0	315	35.4	25 to 35	73.3	136	43.2
11/08/2020	11:00	0	0	2	11	41	95	72	33	21	3	0	0	0	0	0	0	0	0	0	0	0	0	0	0	0	0	0	0	0	0	0	0	0	0	0	0	0	0	0	0	278	37.3	25 to 35	74.8	129	46.4
11/08/2020	12:00	0	2	3	24	40	89	80	39	15	3	1	0	0	0	0	0	0	0	0	0	0	0	0	0	0	0	0	0	0	0	0	0	0	0	0	0	0	0	0	0	296	36.8	25 to 35	70.6	138	46.6
11/08/2020	13:00	0	2	2	7	46	77	71	38	24	3	1	0	0	0	0	0	0	0	0	0	0	0	0	0	0	0	0	0	0	0	0	0	0	0	0	0	0	0	0	0	271	38.3	25 to 35	71.6	137	50.6
11/08/2020	14:00	0	0	5	12	50	98	102	48	16	3	0	0	0	0	0	0	0	0	0	0	0	0	0	0	0	0	0	0	0	0	0	0	0	0	0	0	0	0	0	0	334	36.8	25 to 35	74.9	169	50.6
11/08/2020	15:00	0	1	2	15	54	155	130	74	26	2	1	0	0	0	0	0	0	0	0	0	0	0	0	0	0	0	0	0	0	0	0	0	0	0	0	0	0	0	0	0	460	37.3	30 to 40	78.0	233	50.7
11/08/2020	16:00	0	0	0	5	55	140	125	78	29	4	0	0	0	0	0	0	0	0	0	0	0	0	0	0	0	0	0	0	0	0	0	0	0	0	0	0	0	0	0	0	436	37.9	30 to 40	78.7	236	54.1
11/08/2020	17:00	0	3	4	9	25	85	80	63	20	6	0	0	0	0	0	0	0	0	0	0	0	0	0	0	0	0	0	0	0	0	0	0	0	0	0	0	0	0	0	0	295	38.6	30 to 40	77.3	169	57.3
11/08/2020	18:00	0	1	0	2	21	49	45	36	16	4	2	0	0	0	0	0	0	0	0	0	0	0	0	0	0	0	0	0	0	0	0	0	0	0	0	0	0	0	0	0	176	39.4	30 to 40	73.9	103	58.5
11/08/2020	19:00	0	1	1	4	13	48	42	21	7	1	0	0	0	0	0	0	0	0	0	0	0	0	0	0	0	0	0	0	0	0	0	0	0	0	0	0	0	0	0	0	138	36.9	30 to 40	80.4	71	51.4
11/08/2020	20:00	0	0	0	1	5	39	33	27	11	2	0	0	0	0	0	0	0	0	0	0	0	0	0	0	0	0	0	0	0	0	0	0	0	0	0	0	0	0	0	0	118	39.1	30 to 40	83.9	73	61.9
11/08/2020	21:00	0	0	0	0	3	19	32	20	15	4	2	0	0	0	0	0	0	0	0	0	0	0	0	0	0	0	0	0	0	0	0	0	0	0	0	0	0	0	0	0	95	42.3	30 to 40	74.7	73	76.8
11/08/2020	22:00	0	0	0	0	3	8	11	6	9	3	1	0	0	0	0	0	0	0	0	0	0	0	0	0	0	0	0	0	0	0	0	0	0	0	0	0	0	0	0	0	41	43.9	35 to 45	63.4	30	73.2
11/08/2020	23:00	0	0	0	1	0	5	5	8	1	3	0	0	0	0	0	0	0	0	0	0	0	0	0	0	0	0	0	0	0	0	0	0	0	0	0	0	0	0	0	0	23	45	30 to 40	78.3	17	73.9
24 Hr Summary		0	19	42	189	695	1508	1360	771	315	61	19	3	0	3	0	0	0	0	0	0	0	0	0	0	0	0	0	0	0	0	0	0	0	0	0	0	0	0	0	0	4985	37.7	30 to 40	73.0	2532	50.8

Incoming Histogram
Alton Rd Facing Alton

from Sun-Mar-15-2020-05-00-AM to Sun-Aug-16-2020-02-59-PM

Date	Starting Hr:min	<5	5 to <10	10 to <15	15 to <20	20 to <25	25 to <30	30 to <35	35 to <40	40 to <45	45 to <50	50 to <55	55 to <60	60 to <65	65 to <70	70 to <75	75 to <80	80 to <85	85 to <90	90 to <95	95 to <100	100 to <105	105 to <110	110 to <115	115 to <120	120 to <125	125 to <130	130 to <135	135 to <140	140 to <145	145 to <150	150 to <155	155 to <160	160 to <165	165 to <170	170 to <175	175 to <180	180 to <185	185 to <190	190 to <195	195 to >200	Total Counts	85pct Speed	10MPH Pace	% in pace	# of Speeders	% Speeders
12/08/2020	00:00	0	0	0	0	0	0	4	4	0	4	1	0	0	0	0	0	0	0	0	0	0	0	0	0	0	0	0	0	0	0	0	0	0	0	0	0	0	0	0	0	13	48.8	30 to 40	61.5	13	100.0
12/08/2020	01:00	0	0	0	2	1	4	0	7	1	2	1	1	0	0	0	0	0	0	0	0	0	0	0	0	0	0	0	0	0	0	0	0	0	0	0	0	0	0	0	0	19	47.5	30 to 40	57.9	12	63.2
12/08/2020	02:00	0	0	0	0	0	1	0	2	0	1	0	0	1	0	0	0	0	0	0	0	0	0	0	0	0	0	0	0	0	0	0	0	0	0	0	0	0	0	0	0	5	50	30 to 40	60.0	4	80.0
12/08/2020	03:00	0	0	0	0	0	1	1	1	1	2	2	0	0	0	0	0	0	0	0	0	0	0	0	0	0	0	0	0	0	0	0	0	0	0	0	0	0	0	0	0	8	52.5	45 to 55	62.5	7	87.5
12/08/2020	04:00	0	0	0	0	0	7	12	19	21	5	1	0	0	0	0	0	0	0	0	0	0	0	0	0	0	0	0	0	0	0	0	0	0	0	0	0	0	0	0	0	65	44	35 to 45	80.0	58	89.2
12/08/2020	05:00	0	0	2	15	29	64	52	35	33	1	5	0	0	0	0	0	0	0	0	0	0	0	0	0	0	0	0	0	0	0	0	0	0	0	0	0	0	0	0	0	236	40.6	30 to 40	64.0	126	53.4
12/08/2020	06:00	0	15	32	28	53	94	97	37	18	2	0	0	0	0	0	0	0	0	0	0	0	0	0	0	0	0	0	0	0	0	0	0	0	0	0	0	0	0	0	0	376	35.1	25 to 35	64.9	154	41.0
12/08/2020	07:00	0	1	10	18	60	101	87	41	12	2	0	0	0	0	0	0	0	0	0	0	0	0	0	0	0	0	0	0	0	0	0	0	0	0	0	0	0	0	0	0	332	35.6	25 to 35	74.7	142	42.8
12/08/2020	08:00	0	2	5	8	38	85	82	33	9	1	0	0	0	0	0	0	0	0	0	0	0	0	0	0	0	0	0	0	0	0	0	0	0	0	0	0	0	0	0	0	263	35.6	25 to 35	77.9	125	47.5
12/08/2020	09:00	0	1	7	16	74	103	69	35	10	4	0	0	0	0	0	1	0	0	0	0	0	0	0	0	0	0	0	0	0	0	0	0	0	0	0	0	0	0	0	0	320	35.3	25 to 35	76.9	119	37.2
12/08/2020	10:00	0	1	9	23	54	106	87	36	14	2	0	0	0	0	0	0	0	0	0	0	0	0	0	0	0	0	0	0	0	0	0	0	0	0	0	0	0	0	0	0	332	35.3	25 to 35	74.4	139	41.9
12/08/2020	11:00	0	2	3	10	30	92	79	43	20	0	0	0	0	0	0	0	0	0	0	0	0	0	0	0	0	0	0	0	0	0	0	0	0	0	0	0	0	0	0	0	279	37.4	30 to 40	76.7	142	50.9
12/08/2020	12:00	0	3	19	13	41	68	76	37	15	3	1	0	0	0	0	0	0	0	0	0	0	0	0	0	0	0	0	0	0	0	0	0	0	0	0	0	0	0	0	0	276	37	25 to 35	67.0	132	47.8
12/08/2020	13:00	0	0	1	8	40	108	91	49	22	5	0	0	0	0	0	0	0	0	0	0	0	0	0	0	0	0	0	0	0	0	0	0	0	0	0	0	0	0	0	0	324	37.8	30 to 40	76.5	167	51.5
12/08/2020	14:00	0	0	2	6	44	104	103	49	20	6	1	0	0	0	0	0	0	0	0	0	0	0	0	0	0	0	0	0	0	0	0	0	0	0	0	0	0	0	0	0	335	37.7	30 to 40	76.4	179	53.4
12/08/2020	15:00	0	61	10	16	68	139	118	49	13	3	0	0	0	0	0	0	0	0	0	0	0	0	0	0	0	0	0	0	0	0	0	0	0	0	0	0	0	0	0	0	477	34.7	25 to 35	68.1	183	38.4
12/08/2020	16:00	0	0	4	31	80	145	109	51	8	2	0	0	0	0	0	0	0	0	0	0	0	0	0	0	0	0	0	0	0	0	0	0	0	0	0	0	0	0	0	0	430	34.9	25 to 35	77.7	170	39.5
12/08/2020	17:00	0	1	2	16	41	85	80	44	16	4	0	0	0	0	0	0	0	0	0	0	0	0	0	0	0	0	0	0	0	0	0	0	0	0	0	0	0	0	0	0	289	37.4	30 to 40	72.3	144	49.8
12/08/2020	18:00	0	0	1	4	18	47	38	27	13	9	1	0	0	0	0	0	0	0	0	0	0	0	0	0	0	0	0	0	0	0	0	0	0	0	0	0	0	0	0	0	158	39.8	30 to 40	70.9	88	55.7
12/08/2020	19:00	0	0	0	1	6	36	34	24	7	4	1	0	0	0	0	0	0	0	0	0	0	0	0	0	0	0	0	0	0	0	0	0	0	0	0	0	0	0	0	0	113	39	30 to 40	83.2	70	61.9
12/08/2020	20:00	0	0	0	0	3	19	26	24	14	1	0	0	0	0	0	0	0	0	0	0	0	0	0	0	0	0	0	0	0	0	0	0	0	0	0	0	0	0	0	0	87	40.7	30 to 40	79.3	65	74.7
12/08/2020	21:00	0	1	0	0	2	12	15	12	6	6	2	0	0	0	0	0	0	0	0	0	0	0	0	0	0	0	0	0	0	0	0	0	0	0	0	0	0	0	0	0	56	45	30 to 40	69.6	41	73.2
12/08/2020	22:00	0	0	0	1	0	6	13	6	2	0	2	0	0	0	0	0	0	0	0	0	0	0	0	0	0	0	0	0	0	0	0	0	0	0	0	0	0	0	0	0	30	40	30 to 40	83.3	23	76.7
12/08/2020	23:00	0	0	0	0	0	2	5	3	3	5	0	0	0	0	0	0	0	0	0	0	0	0	0	0	0	0	0	0	0	0	0	0	0	0	0	0	0	0	0	0	18	47	35 to 45	61.1	16	88.9
24 Hr Summary		0	88	107	216	682	1429	1278	668	278	74	18	1	1	0	0	0	1	0	0	0	0	0	0	0	0	0	0	0	0	0	0	0	0	0	0	0	0	0	0	0	4841	37.4	25 to 35	70.0	2319	47.9

Incoming Histogram
Alton Rd Facing Alton

from Sun-Mar-15-2020-05-00-AM to Sun-Aug-16-2020-02-59-PM

Date	Starting Hr:min	<5	5 to <10	10 to <15	15 to <20	20 to <25	25 to <30	30 to <35	35 to <40	40 to <45	45 to <50	50 to <55	55 to <60	60 to <65	65 to <70	70 to <75	75 to <80	80 to <85	85 to <90	90 to <95	95 to <100	100 to <105	105 to <110	110 to <115	115 to <120	120 to <125	125 to <130	130 to <135	135 to <140	140 to <145	145 to <150	150 to <155	155 to <160	160 to <165	165 to <170	170 to <175	175 to <180	180 to <185	185 to <190	190 to <195	195 to >200	Total Counts	85pct Speed	10MPH Pace	% in pace	# of Speeders	% Speeders
13/08/2020	00:00	0	0	0	0	0	1	3	2	2	1	1	0	0	0	0	0	0	0	0	0	0	0	0	0	0	0	0	0	0	0	0	0	0	0	0	0	0	0	0	0	10	45	35 to 45	70.0	9	90.0
13/08/2020	01:00	0	0	0	0	0	0	2	2	4	0	0	0	0	0	0	0	0	0	0	0	0	0	0	0	0	0	0	0	0	0	0	0	0	0	0	0	0	0	0	0	8	43.8	35 to 45	100.0	8	100.0
13/08/2020	02:00	0	0	0	0	1	1	3	3	1	0	1	0	0	0	0	0	0	0	0	0	0	0	0	0	0	0	0	0	0	0	0	0	0	0	0	0	0	0	0	0	10	40	30 to 40	70.0	8	80.0
13/08/2020	03:00	0	0	0	0	1	2	3	6	5	0	0	0	0	0	0	0	0	0	0	0	0	0	0	0	0	0	0	0	0	0	0	0	0	0	0	0	0	0	0	0	17	42	35 to 45	82.4	14	82.4
13/08/2020	04:00	0	0	0	0	2	7	13	15	10	8	0	0	0	0	0	0	0	0	0	0	0	0	0	0	0	0	0	0	0	0	0	0	0	0	0	0	0	0	0	0	55	45	35 to 45	69.1	46	83.6
13/08/2020	05:00	0	0	0	1	22	67	51	50	27	10	2	0	0	0	0	0	0	0	0	0	0	0	0	0	0	0	0	0	0	0	0	0	0	0	0	0	0	0	0	0	230	40.9	30 to 40	73.0	140	60.9
13/08/2020	06:00	0	0	8	21	62	114	93	60	23	1	1	0	0	0	0	0	0	0	0	0	0	0	0	0	0	0	0	0	0	0	0	0	0	0	0	0	0	0	0	0	383	37.3	25 to 35	70.2	178	46.5
13/08/2020	07:00	0	0	2	27	67	124	73	41	13	0	0	0	1	0	0	0	0	0	0	0	0	0	0	0	0	0	0	0	0	0	0	0	0	0	0	0	0	0	0	0	348	35.4	25 to 35	75.9	128	36.8
13/08/2020	08:00	0	1	2	15	52	92	74	25	11	1	0	0	0	0	0	0	0	0	0	0	0	0	0	0	0	0	0	0	0	0	0	0	0	0	0	0	0	0	0	0	273	34.7	25 to 35	79.9	111	40.7
13/08/2020	09:00	0	1	3	10	52	93	75	36	11	2	0	0	0	0	0	0	0	0	0	0	0	0	0	0	0	0	0	0	0	0	0	0	0	0	0	0	0	0	0	0	283	36	25 to 35	77.7	124	43.8
13/08/2020	10:00	0	1	9	12	45	114	64	45	11	2	0	1	0	0	0	0	0	0	0	0	0	0	0	0	0	0	0	0	0	0	0	0	0	0	0	0	0	0	0	0	304	36.4	25 to 35	73.4	123	40.5
13/08/2020	11:00	0	2	9	22	64	110	75	37	12	1	0	0	0	0	0	0	0	0	0	0	0	0	0	0	0	0	0	0	0	0	0	0	0	0	0	0	0	0	0	0	332	35	25 to 35	75.0	125	37.7
13/08/2020	12:00	0	1	7	17	59	104	77	39	10	0	1	0	0	0	0	0	0	0	0	0	0	0	0	0	0	0	0	0	0	0	0	0	0	0	0	0	0	0	0	0	315	35.4	25 to 35	76.2	127	40.3
13/08/2020	13:00	0	0	3	4	66	126	91	34	16	1	1	0	0	0	0	0	0	0	0	0	0	0	0	0	0	0	0	0	0	0	0	0	0	0	0	0	0	0	0	0	342	35.1	25 to 35	82.7	143	41.8
13/08/2020	14:00	0	0	1	11	46	108	94	68	22	6	2	0	0	0	0	0	0	0	0	0	0	0	0	0	0	0	0	0	0	0	0	0	0	0	0	0	0	0	0	0	358	38.2	30 to 40	75.4	192	53.6
13/08/2020	15:00	0	3	11	24	68	139	112	60	16	1	1	0	0	0	0	0	0	0	0	0	0	0	0	0	0	0	0	0	0	0	0	0	0	0	0	0	0	0	0	0	435	36.1	25 to 35	73.3	190	43.7
13/08/2020	16:00	0	7	9	17	84	140	104	33	12	2	0	0	0	0	0	0	0	0	0	0	0	0	0	0	0	0	0	0	0	0	0	0	0	0	0	0	0	0	0	0	408	34.3	25 to 35	80.4	151	37.0
13/08/2020	17:00	0	1	0	2	31	83	62	47	22	3	0	1	0	0	0	0	0	0	0	0	0	0	0	0	0	0	0	0	0	0	0	0	0	0	0	0	0	0	0	0	252	38.7	30 to 40	76.2	135	53.6
13/08/2020	18:00	0	0	0	1	14	62	57	28	18	4	0	0	0	0	0	0	0	0	0	0	0	0	0	0	0	0	0	0	0	0	0	0	0	0	0	0	0	0	0	0	184	38.9	30 to 40	79.9	107	58.2
13/08/2020	19:00	0	0	0	1	13	33	39	13	7	3	0	0	0	0	0	0	0	0	0	0	0	0	0	0	0	0	0	0	0	0	0	0	0	0	0	0	0	0	0	0	109	37.7	25 to 35	78.0	62	56.9
13/08/2020	20:00	0	0	0	0	7	23	15	17	8	5	1	0	0	0	0	0	0	0	0	0	0	0	0	0	0	0	0	0	0	0	0	0	0	0	0	0	0	0	0	0	76	41.9	30 to 40	72.4	46	60.5
13/08/2020	21:00	0	0	0	0	1	16	18	16	6	1	0	0	0	0	0	0	0	0	0	0	0	0	0	0	0	0	0	0	0	0	0	0	0	0	0	0	0	0	0	0	58	39.4	30 to 40	86.2	41	70.7
13/08/2020	22:00	0	0	0	1	3	6	12	8	5	1	1	0	1	0	0	0	0	0	0	0	0	0	0	0	0	0	0	0	0	0	0	0	0	0	0	0	0	0	0	0	38	42	30 to 40	68.4	28	73.7
13/08/2020	23:00	0	0	0	0	2	2	2	5	1	4	1	0	0	0	0	0	0	0	0	0	0	0	0	0	0	0	0	0	0	0	0	0	0	0	0	0	0	0	0	0	17	47.5	40 to 50	58.8	13	76.5
24 Hr Summary		0	17	64	186	762	1567	1212	690	273	57	13	2	1	1	0	0	0	0	0	0	0	0	0	0	0	0	0	0	0	0	0	0	0	0	0	0	0	0	0	0	4845	37.2	25 to 35	73.1	2249	46.4

Incoming Histogram
Alton Rd Facing Alton

from Sun-Mar-15-2020-05-00-AM to Sun-Aug-16-2020-02-59-PM

Date	Starting Hr:min	<5	5 to <10	10 to <15	15 to <20	20 to <25	25 to <30	30 to <35	35 to <40	40 to <45	45 to <50	50 to <55	55 to <60	60 to <65	65 to <70	70 to <75	75 to <80	80 to <85	85 to <90	90 to <95	95 to <100	100 to <105	105 to <110	110 to <115	115 to <120	120 to <125	125 to <130	130 to <135	135 to <140	140 to <145	145 to <150	150 to <155	155 to <160	160 to <165	165 to <170	170 to <175	175 to <180	180 to <185	185 to <190	190 to <195	195 to >200	Total Counts	85pct Speed	10MPH Pace	% in pace	# of Speeders	% Speeders
14/08/2020	00:00	0	0	0	0	0	1	2	2	3	1	0	0	0	0	0	0	0	0	0	0	0	0	0	0	0	0	0	0	0	0	0	0	0	0	0	0	0	0	0	9	45	35 to 45	77.8	8	88.9
14/08/2020	01:00	0	0	0	0	0	0	0	1	1	0	0	1	0	0	0	0	0	0	0	0	0	0	0	0	0	0	0	0	0	0	0	0	0	0	0	0	0	0	0	3	65	35 to 45	66.7	3	100.0
14/08/2020	02:00	0	0	0	0	0	0	1	2	0	1	1	0	0	0	0	0	0	0	0	0	0	0	0	0	0	0	0	0	0	0	0	0	0	0	0	0	0	0	0	5	50	30 to 40	60.0	5	100.0
14/08/2020	03:00	0	0	0	0	0	0	0	5	3	0	1	0	0	0	0	0	0	0	0	0	0	0	0	0	0	0	0	0	0	0	0	0	0	0	0	0	0	0	0	9	45	35 to 45	88.9	9	100.0
14/08/2020	04:00	0	0	1	2	9	7	10	16	11	7	2	1	0	0	0	0	0	0	0	0	0	0	0	0	0	0	0	0	0	0	0	0	0	0	0	0	0	0	0	66	45	35 to 45	56.1	47	71.2
14/08/2020	05:00	0	0	0	7	30	61	57	30	25	9	2	0	0	0	0	0	0	0	0	0	0	0	0	0	0	0	0	0	0	0	0	0	0	0	0	0	0	0	0	221	40.6	25 to 35	67.0	123	55.7
14/08/2020	06:00	0	0	1	17	40	100	75	43	23	4	0	0	0	0	0	0	0	0	0	0	0	0	0	0	0	0	0	0	0	0	0	0	0	0	0	0	0	0	0	303	37.9	30 to 40	71.9	145	47.9
14/08/2020	07:00	0	3	2	17	59	111	96	32	10	2	0	0	0	0	0	0	0	0	0	0	0	0	0	0	0	0	0	0	0	0	0	0	0	0	0	0	0	0	0	332	34.7	25 to 35	80.1	140	42.2
14/08/2020	08:00	0	1	2	19	41	86	70	42	19	2	0	0	0	0	0	0	0	0	0	0	0	0	0	0	0	0	0	0	0	0	0	0	0	0	0	0	0	0	0	282	37.5	30 to 40	70.2	133	47.2
14/08/2020	09:00	0	0	3	21	59	109	82	30	19	2	0	0	0	0	0	0	0	0	0	0	0	0	0	0	0	0	0	0	0	0	0	0	0	0	0	0	0	0	0	325	35.3	25 to 35	76.9	133	40.9
14/08/2020	10:00	0	0	12	27	73	122	82	40	14	4	1	0	0	0	0	0	0	0	0	0	0	0	0	0	0	0	0	0	0	0	0	0	0	0	0	0	0	0	0	375	35.4	25 to 35	73.9	141	37.6
14/08/2020	11:00	0	3	9	17	58	124	89	33	13	3	1	0	0	0	0	0	0	0	0	0	0	0	0	0	0	0	0	0	0	0	0	0	0	0	0	0	0	0	0	350	34.9	25 to 35	77.4	139	39.7
14/08/2020	12:00	0	6	9	12	46	103	104	69	32	6	1	0	0	0	0	0	0	0	0	0	0	0	0	0	0	0	0	0	0	0	0	0	0	0	0	0	0	0	0	388	38.6	30 to 40	71.1	212	54.6
14/08/2020	13:00	0	0	4	17	69	127	99	34	18	3	0	0	0	0	0	1	0	0	0	0	0	0	0	0	0	0	0	0	0	0	0	0	0	0	0	0	0	0	0	372	35	25 to 35	79.3	155	41.7
14/08/2020	14:00	0	0	1	17	57	129	90	59	22	2	0	0	1	0	0	0	0	0	0	0	0	0	0	0	0	0	0	0	0	0	0	0	0	0	0	0	0	0	0	378	37.3	30 to 40	73.5	174	46.0
14/08/2020	15:00	0	8	4	17	56	127	78	34	16	4	1	0	0	0	0	0	0	0	0	0	0	0	0	0	0	0	0	0	0	0	0	0	0	0	0	0	0	0	0	345	35.4	25 to 35	75.7	133	38.6
14/08/2020	16:00	0	0	1	15	54	129	100	43	17	2	0	0	0	0	0	0	0	0	0	0	0	0	0	0	0	0	0	0	0	0	0	0	0	0	0	0	0	0	0	361	35.9	25 to 35	78.4	162	44.9
14/08/2020	17:00	0	0	0	10	42	84	69	35	15	3	0	0	0	0	0	0	0	0	0	0	0	0	0	0	0	0	0	0	0	0	0	0	0	0	0	0	0	0	0	258	37	25 to 35	75.6	122	47.3
14/08/2020	18:00	0	0	0	3	16	51	45	34	14	6	1	1	0	0	0	0	0	0	0	0	0	0	0	0	0	0	0	0	0	0	0	0	0	0	0	0	0	0	0	171	39.4	30 to 40	76.0	101	59.1
14/08/2020	19:00	0	0	0	4	9	31	34	22	8	0	1	0	1	0	0	0	0	0	0	0	0	0	0	0	0	0	0	0	0	0	0	0	0	0	0	0	0	0	0	110	38.6	30 to 40	79.1	66	60.0
14/08/2020	20:00	0	0	1	3	1	19	22	18	11	4	0	1	0	0	0	0	0	0	0	0	0	0	0	0	0	0	0	0	0	0	0	0	0	0	0	0	0	0	0	80	41.8	30 to 40	73.8	56	70.0
14/08/2020	21:00	0	0	0	0	2	18	17	10	13	3	0	0	0	0	0	0	0	0	0	0	0	0	0	0	0	0	0	0	0	0	0	0	0	0	0	0	0	0	0	63	42.7	30 to 40	71.4	43	68.3
14/08/2020	22:00	0	0	0	0	1	6	5	9	2	1	2	0	0	0	0	0	0	0	0	0	0	0	0	0	0	0	0	0	0	0	0	0	0	0	0	0	0	0	0	26	42.5	30 to 40	76.9	19	73.1
14/08/2020	23:00	0	0	0	1	0	2	3	5	3	1	0	0	0	0	0	0	0	0	0	0	0	0	0	0	0	0	0	0	0	0	0	0	0	0	0	0	0	0	0	15	43.3	35 to 45	73.3	12	80.0
24 Hr Summary		0	21	50	226	722	1547	1230	648	312	70	14	3	3	0	0	0	1	0	0	0	0	0	0	0	0	0	0	0	0	0	0	0	0	0	0	0	0	0	0	4847	37.5	25 to 35	72.2	2281	47.1

Incoming Histogram
Alton Rd Facing Alton

from Sun-Mar-15-2020-05-00-AM to Sun-Aug-16-2020-02-59-PM

Date	Starting Hr:min	<5	5 to <10	10 to <15	15 to <20	20 to <25	25 to <30	30 to <35	35 to <40	40 to <45	45 to <50	50 to <55	55 to <60	60 to <65	65 to <70	70 to <75	75 to <80	80 to <85	85 to <90	90 to <95	95 to <100	100 to <105	105 to <110	110 to <115	115 to <120	120 to <125	125 to <130	130 to <135	135 to <140	140 to <145	145 to <150	150 to <155	155 to <160	160 to <165	165 to <170	170 to <175	175 to <180	180 to <185	185 to <190	190 to <195	195 to >200	Total Counts	85pct Speed	10MPH Pace	% in pace	# of Speeders	% Speeders
15/08/2020	00:00	0	0	0	0	0	3	3	3	1	1	0	0	0	0	0	0	0	0	0	0	0	0	0	0	0	0	0	0	0	0	0	0	0	0	0	0	0	0	0	11	40	30 to 40	81.8	8	72.7
15/08/2020	01:00	0	0	0	0	0	0	2	1	0	0	0	0	0	0	0	0	0	0	0	0	0	0	0	0	0	0	0	0	0	0	0	0	0	0	0	0	0	0	0	3	40	30 to 40	100.0	3	100.0
15/08/2020	02:00	0	0	0	0	0	0	3	3	0	0	0	0	0	0	0	0	0	0	0	0	0	0	0	0	0	0	0	0	0	0	0	0	0	0	0	0	0	0	0	6	38.3	30 to 40	100.0	6	100.0
15/08/2020	03:00	0	0	0	0	0	0	1	4	2	1	0	0	0	0	0	0	0	0	0	0	0	0	0	0	0	0	0	0	0	0	0	0	0	0	0	0	0	0	0	8	45	35 to 45	87.5	8	100.0
15/08/2020	04:00	0	0	0	0	0	1	4	6	5	0	0	0	1	0	0	0	0	0	0	0	0	0	0	0	0	0	0	0	0	0	0	0	0	0	0	0	0	0	0	17	43	35 to 45	88.2	16	94.1
15/08/2020	05:00	0	0	0	0	2	9	7	9	11	5	1	2	0	0	0	0	0	0	0	0	0	0	0	0	0	0	0	0	0	0	0	0	0	0	0	0	0	0	0	46	46	35 to 45	58.7	35	76.1
15/08/2020	06:00	0	0	0	1	10	23	23	18	10	3	1	1	0	0	0	0	0	0	0	0	0	0	0	0	0	0	0	0	0	0	0	0	0	0	0	0	0	0	0	90	40.5	30 to 40	71.1	56	62.2
15/08/2020	07:00	0	0	1	4	15	46	29	26	11	1	1	0	0	0	0	0	0	0	0	0	0	0	0	0	0	0	0	0	0	0	0	0	0	0	0	0	0	0	0	134	38.7	30 to 40	75.4	68	50.7
15/08/2020	08:00	0	0	4	7	28	61	46	28	10	2	0	0	0	0	0	0	0	0	0	0	0	0	0	0	0	0	0	0	0	0	0	0	0	0	0	0	0	0	0	186	37.1	25 to 35	72.6	86	46.2
15/08/2020	09:00	0	0	1	8	38	84	70	34	10	4	0	0	0	0	0	0	0	0	0	0	0	0	0	0	0	0	0	0	0	0	0	0	0	0	0	0	0	0	0	249	36.6	25 to 35	77.1	118	47.4
15/08/2020	10:00	0	4	7	12	43	86	83	31	12	1	1	0	0	0	0	0	0	0	0	0	0	0	0	0	0	0	0	0	0	0	0	0	0	0	0	0	0	0	0	280	35.5	25 to 35	75.7	128	45.7
15/08/2020	11:00	0	1	1	5	35	80	59	45	21	3	1	0	0	0	0	0	0	0	0	0	0	0	0	0	0	0	0	0	0	0	0	0	0	0	0	0	0	0	0	251	38.6	30 to 40	73.3	129	51.4
15/08/2020	12:00	0	0	2	12	43	71	67	38	15	1	2	0	0	0	0	0	0	0	0	0	0	0	0	0	0	0	0	0	0	0	0	0	0	0	0	0	0	0	0	251	37.4	25 to 35	72.1	123	49.0
15/08/2020	13:00	0	1	2	6	25	70	53	27	7	1	1	0	0	0	0	0	0	0	0	0	0	0	0	0	0	0	0	0	0	0	0	0	0	0	0	0	0	0	0	193	36.3	30 to 40	77.7	89	46.1
15/08/2020	14:00	0	0	2	16	36	104	65	25	4	0	0	0	0	0	0	0	0	0	0	0	0	0	0	0	0	0	0	0	0	0	0	0	0	0	0	0	0	0	0	252	34.3	25 to 35	81.3	94	37.3
15/08/2020	15:00	0	1	0	6	26	65	62	35	14	4	0	0	0	0	0	0	0	0	0	0	0	0	0	0	0	0	0	0	0	0	0	0	0	0	0	0	0	0	0	213	38	30 to 40	76.1	115	54.0
15/08/2020	16:00	0	0	0	0	27	78	54	31	12	4	1	0	0	0	0	0	0	0	0	0	0	0	0	0	0	0	0	0	0	0	0	0	0	0	0	0	0	0	0	207	37.7	30 to 40	78.7	102	49.3
15/08/2020	17:00	0	0	0	6	28	69	61	30	13	3	0	0	0	0	0	0	0	0	0	0	0	0	0	0	0	0	0	0	0	0	0	0	0	0	0	0	0	0	0	210	37.3	30 to 40	76.2	107	51.0
15/08/2020	18:00	0	0	2	3	13	54	53	28	28	7	1	0	0	0	0	0	0	0	0	0	0	0	0	0	0	0	0	0	0	0	0	0	0	0	0	0	0	0	0	189	41.4	30 to 40	71.4	117	61.9
15/08/2020	19:00	0	0	0	1	15	45	28	30	17	2	3	0	0	0	0	0	0	0	0	0	0	0	0	0	0	0	0	0	0	0	0	0	0	0	0	0	0	0	0	141	40.3	30 to 40	73.0	80	56.7
15/08/2020	20:00	0	0	0	0	3	21	24	20	7	3	3	0	1	0	0	0	0	0	0	0	0	0	0	0	0	0	0	0	0	0	0	0	0	0	0	0	0	0	0	82	41.4	30 to 40	79.3	58	70.7
15/08/2020	21:00	0	0	0	1	4	15	20	13	11	2	0	0	0	0	0	0	0	0	0	0	0	0	0	0	0	0	0	0	0	0	0	0	0	0	0	0	0	0	0	66	41.4	30 to 40	72.7	46	69.7
15/08/2020	22:00	0	0	0	0	2	10	9	5	1	3	2	0	0	0	0	0	0	0	0	0	0	0	0	0	0	0	0	0	0	0	0	0	0	0	0	0	0	0	0	32	45	30 to 40	75.0	20	62.5
15/08/2020	23:00	0	0	0	1	0	3	10	5	3	2	0	0	0	0	0	0	0	0	0	0	0	0	0	0	0	0	0	0	0	0	0	0	0	0	0	0	0	0	0	24	41.7	30 to 40	75.0	20	83.3
24 Hr Summary		0	7	22	89	393	998	836	495	225	53	18	3	2	0	0	0	0	0	0	0	0	0	0	0	0	0	0	0	0	0	0	0	0	0	0	0	0	0	0	3141	38.3	30 to 40	74.1	1632	52.0

Incoming Histogram
Alton Rd Facing Alton

from Sun-Mar-15-2020-05-00-AM to Sun-Aug-16-2020-02-59-PM

Date	Starting Hr:min	<5	5 to <10	10 to <15	15 to <20	20 to <25	25 to <30	30 to <35	35 to <40	40 to <45	45 to <50	50 to <55	55 to <60	60 to <65	65 to <70	70 to <75	75 to <80	80 to <85	85 to <90	90 to <95	95 to <100	100 to <105	105 to <110	110 to <115	115 to <120	120 to <125	125 to <130	130 to <135	135 to <140	140 to <145	145 to <150	150 to <155	155 to <160	160 to <165	165 to <170	170 to <175	175 to <180	180 to <185	185 to <190	190 to <195	195 to >200	Total Counts	85pct Speed	10MPH Pace	% in pace	# of Speeders	% Speeders
16/08/2020	00:00	0	0	0	1	0	1	3	0	1	3	1	0	0	0	0	0	0	0	0	0	0	0	0	0	0	0	0	0	0	0	0	0	0	0	0	0	0	0	0	0	10	48.3	45 to 55	50.0	8	80.0
16/08/2020	01:00	0	0	0	0	0	0	1	3	0	0	0	0	0	0	0	0	0	0	0	0	0	0	0	0	0	0	0	0	0	0	0	0	0	0	0	0	0	0	0	0	4	38.3	30 to 40	100.0	4	100.0
16/08/2020	02:00	0	0	0	0	0	0	2	2	3	0	0	0	0	0	0	0	0	0	0	0	0	0	0	0	0	0	0	0	0	0	0	0	0	0	0	0	0	0	0	0	7	43.3	35 to 45	100.0	7	100.0
16/08/2020	03:00	0	0	0	0	0	0	1	1	2	2	1	1	0	0	0	0	0	0	0	0	0	0	0	0	0	0	0	0	0	0	0	0	0	0	0	0	0	0	0	0	8	55	40 to 50	62.5	8	100.0
16/08/2020	04:00	0	0	0	0	0	1	2	1	2	1	0	0	0	0	0	0	0	0	0	0	0	0	0	0	0	0	0	0	0	0	0	0	0	0	0	0	0	0	0	0	7	45	35 to 45	71.4	6	85.7
16/08/2020	05:00	0	0	0	0	1	5	8	7	5	3	0	0	0	0	0	0	0	0	0	0	0	0	0	0	0	0	0	0	0	0	0	0	0	0	0	0	0	0	0	0	29	44	30 to 40	69.0	23	79.3
16/08/2020	06:00	0	0	0	1	2	5	12	10	12	4	3	0	0	0	0	0	0	0	0	0	0	0	0	0	0	0	0	0	0	0	0	0	0	0	0	0	0	0	0	0	49	45	35 to 45	69.4	41	83.7
16/08/2020	07:00	0	0	5	5	8	27	28	22	6	1	1	0	0	0	0	0	0	0	0	0	0	0	0	0	0	0	0	0	0	0	0	0	0	0	0	0	0	0	0	0	103	38.4	30 to 40	74.8	58	56.3
16/08/2020	08:00	0	0	1	9	14	50	43	40	15	1	0	0	0	0	0	0	0	0	0	0	0	0	0	0	0	0	0	0	0	0	0	0	0	0	0	0	0	0	0	0	173	38.8	30 to 40	76.9	99	57.2
16/08/2020	09:00	0	0	4	16	39	82	59	37	10	1	0	0	0	0	0	0	0	0	0	0	0	0	0	0	0	0	0	0	0	0	0	0	0	0	0	0	0	0	0	0	248	36.5	25 to 35	72.6	107	43.1
16/08/2020	10:00	0	0	0	11	46	107	79	36	11	6	0	0	0	0	0	0	0	0	0	0	0	0	0	0	0	0	0	0	0	0	0	0	0	0	0	0	0	0	0	0	296	36.2	25 to 35	78.4	132	44.6
16/08/2020	11:00	0	0	7	15	34	114	85	35	12	2	0	0	0	0	0	0	0	0	0	0	0	0	0	0	0	0	0	0	0	0	0	0	0	0	0	0	0	0	0	0	304	35.4	30 to 40	77.0	134	44.1
16/08/2020	12:00	0	0	1	4	46	67	69	40	24	3	3	0	0	0	0	0	0	0	0	0	0	0	0	0	0	0	0	0	0	0	0	0	0	0	0	0	0	0	0	0	257	38.9	25 to 35	70.8	139	54.1
16/08/2020	13:00	0	1	0	6	36	80	71	33	15	1	0	0	0	0	0	0	0	0	0	0	0	0	0	0	0	0	0	0	0	0	0	0	0	0	0	0	0	0	0	0	243	37	25 to 35	77.0	120	49.4
16/08/2020	14:00	0	1	1	3	20	32	23	8	2	0	0	0	0	0	0	0	0	0	0	0	0	0	0	0	0	0	0	0	0	0	0	0	0	0	0	0	0	0	0	0	90	34.1	25 to 35	83.3	33	36.7
24 Hr Summary		0	2	19	71	246	571	486	275	120	28	9	1	0	0	0	0	0	0	0	0	0	0	0	0	0	0	0	0	0	0	0	0	0	0	0	0	0	0	0	0	1828	38.5	30 to 40	74.1	919	50.3

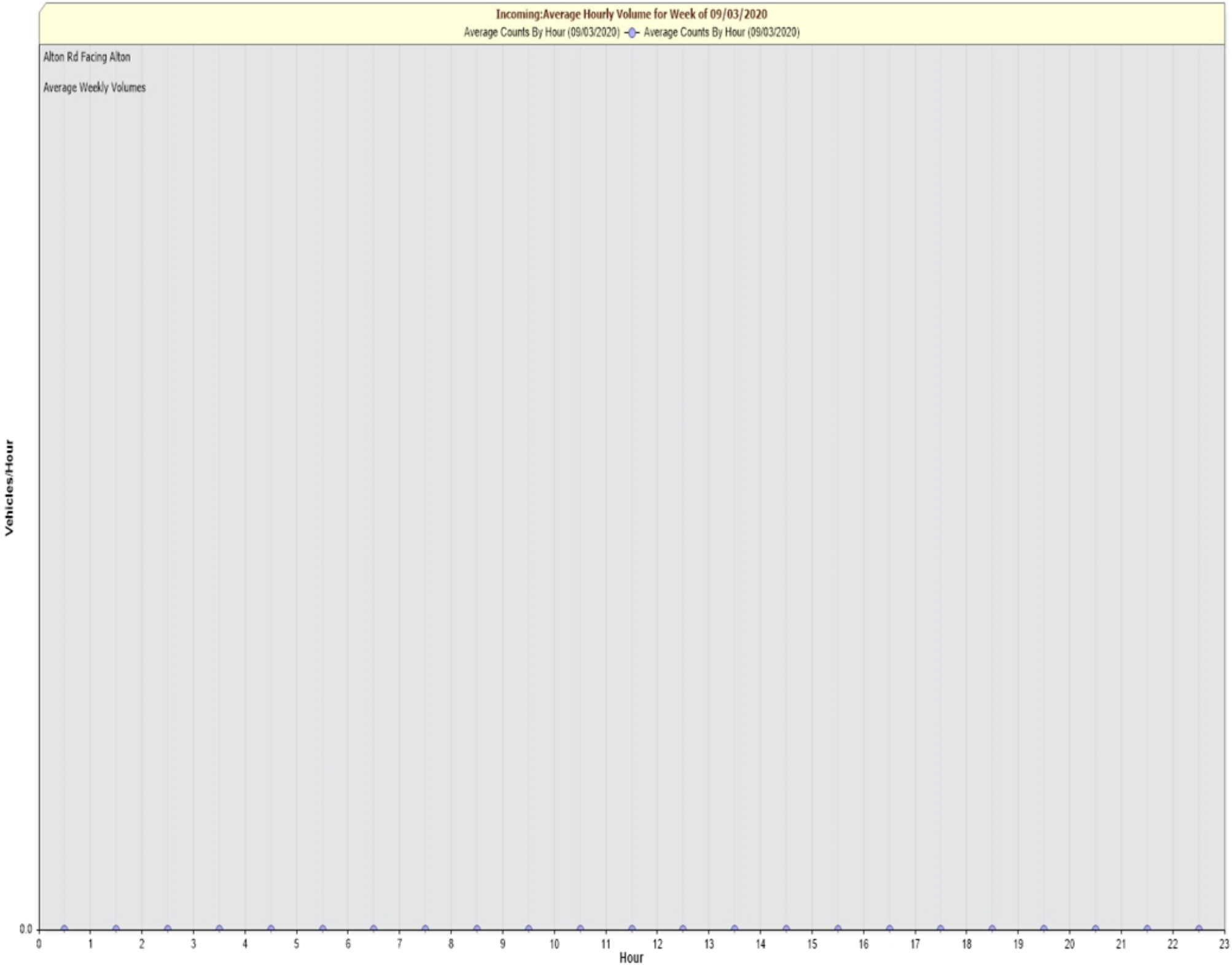
Incoming:Average Hourly Volume for Week of 09/03/2020
Average Counts By Hour (09/03/2020)
Average Counts By Hour (09/03/2020)
Alton Rd Facing Alton
Average Weekly Volumes
Vehicles/Hour
0.0
0
1
2
3
4
5
6
7
8
9
10
11
12
13
14
15
16
17
18
19
20
21
22
23
Hour

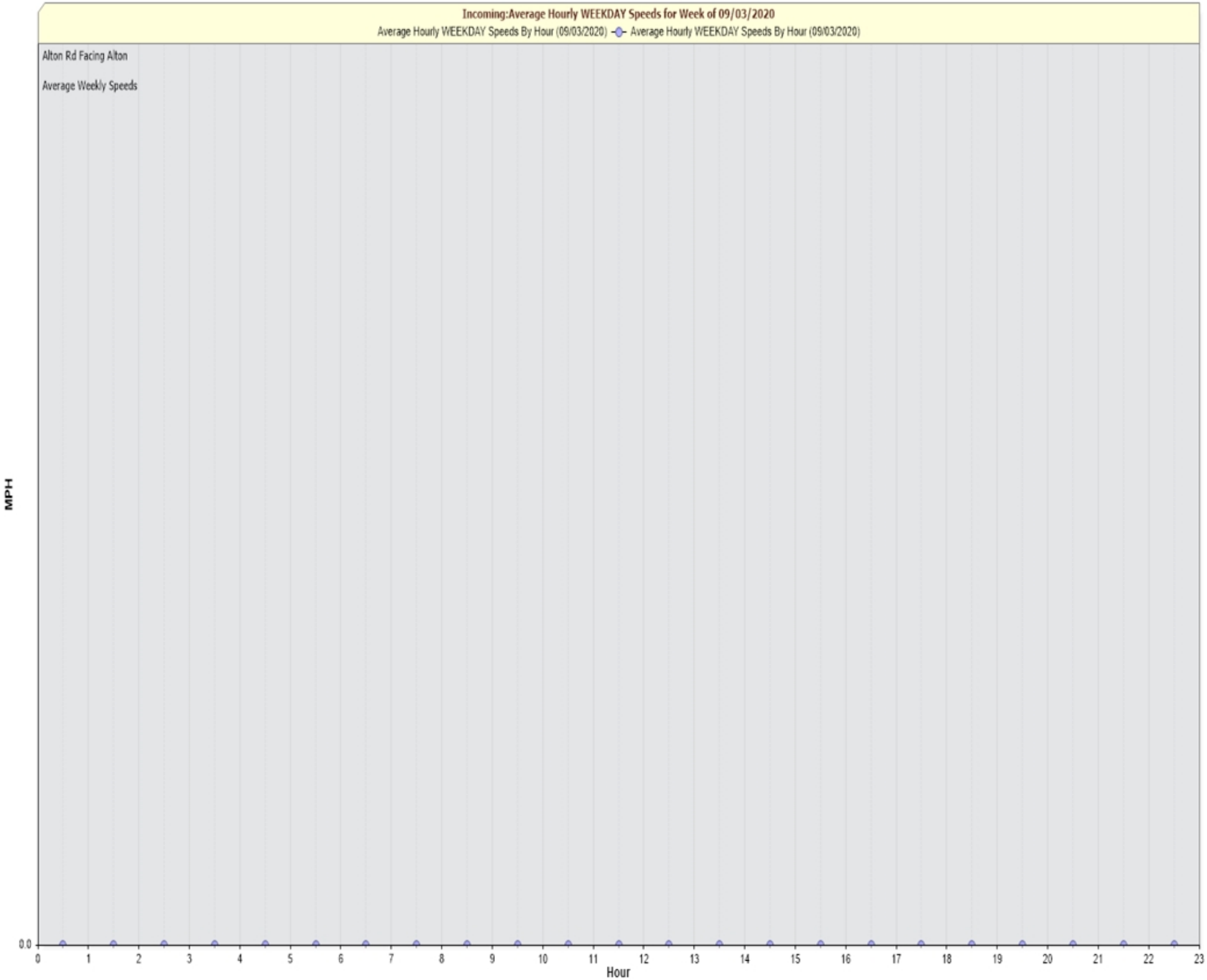
Incoming:Average Hourly WEEKDAY Speeds for Week of 09/03/2020
Average Hourly WEEKDAY Speeds By Hour (09/03/2020)
Average Hourly WEEKDAY Speeds By Hour (09/03/2020)
Alton Rd Facing Alton
Average Weekly Speeds
MPH
0.0
0 1 2 3 4 5 6 7 8 9 10 11 12 13 14 15 16 17 18 19 20 21 22 23
Hour

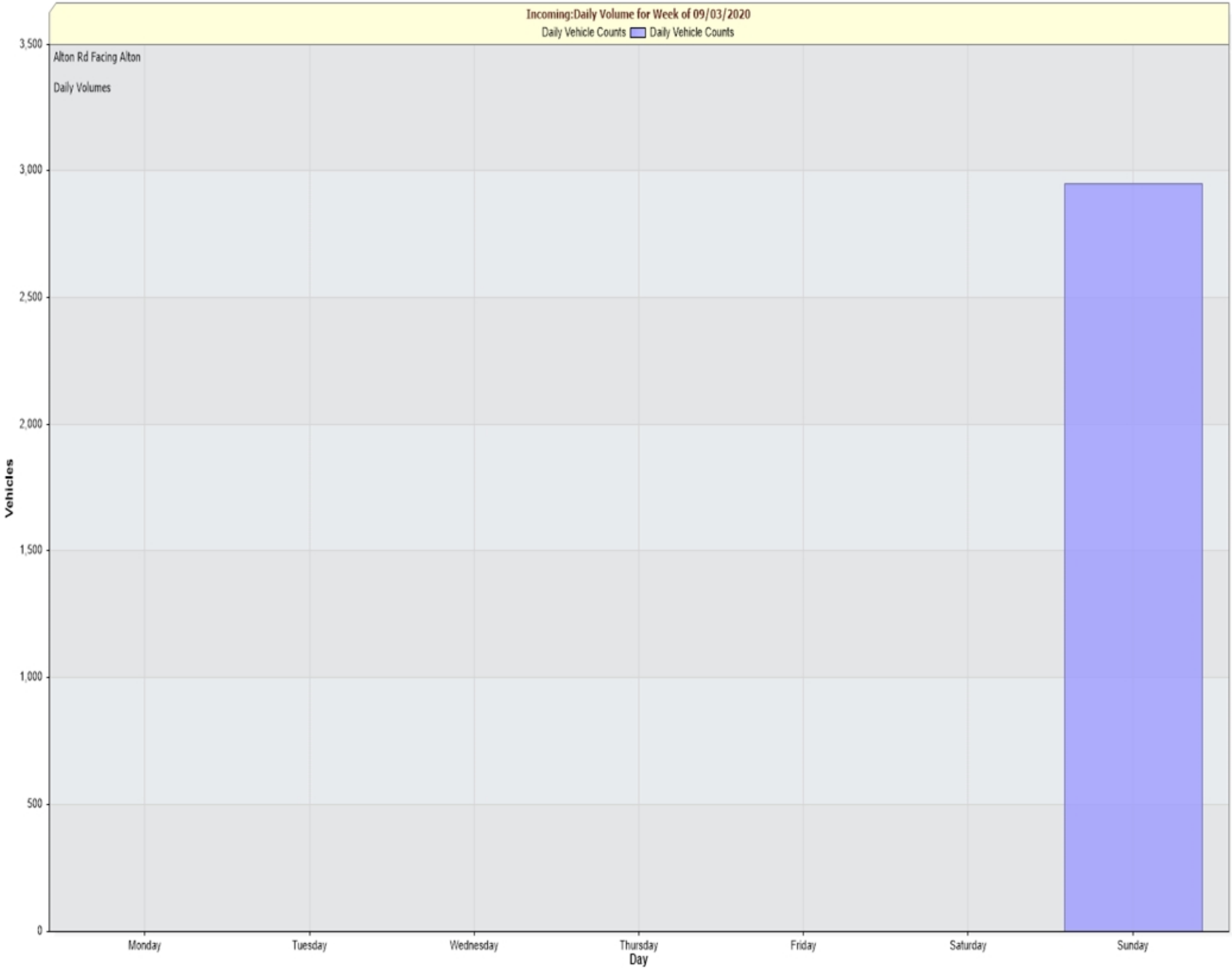
Incoming:Daily Volume for Week of 09/03/2020
Daily Vehicle Counts
Daily Vehicle Counts
Alton Rd Facing Alton
Daily Volumes
3,500
3,000
2,500
2,000
1,500
1,000
500
0
Vehicles
Monday
Tuesday
Wednesday
Thursday
Friday
Saturday
Sunday
Day

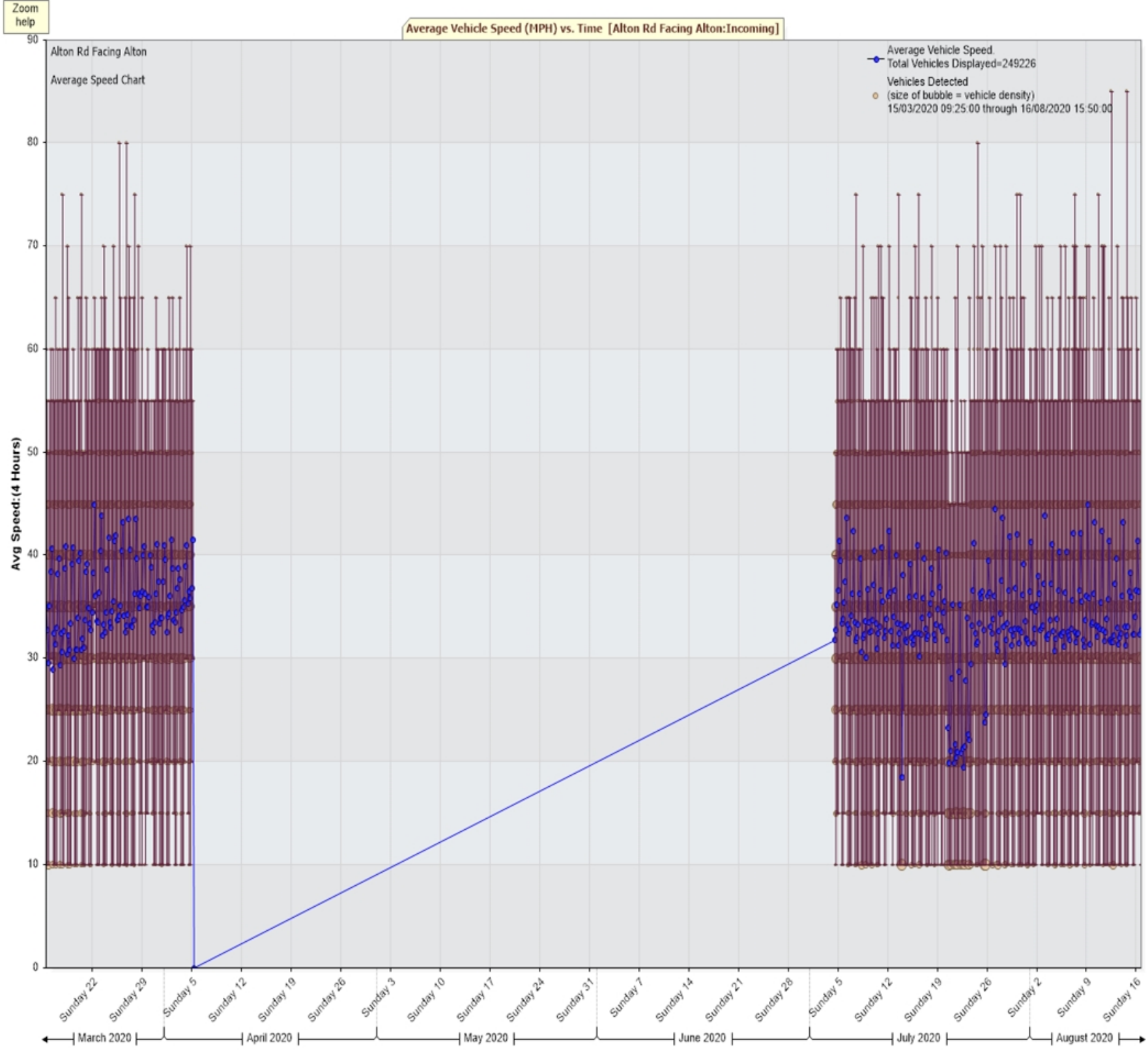
Zoom help
Average Vehicle Speed (MPH) vs. Time [Alton Rd Facing Alton:Incoming]
Alton Rd Facing Alton
Average Speed Chart
Average Vehicle Speed.
Total Vehicles Displayed=249226
Vehicles Detected
(size of bubble = vehicle density)
15/03/2020 09:25:00 through 16/08/2020 15:50:00
Avg Speed:(4 Hours)
0
10
20
30
40
50
60
70
80
90
Sunday 22
Sunday 29
Sunday 5
Sunday 12
Sunday 19
Sunday 26
Sunday 3
Sunday 10
Sunday 17
Sunday 24
Sunday 31
Sunday 7
Sunday 14
Sunday 21
Sunday 28
Sunday 5
Sunday 12
Sunday 19
Sunday 26
Sunday 2
Sunday 9
Sunday 16
March 2020
April 2020
May 2020
June 2020
July 2020
August 2020

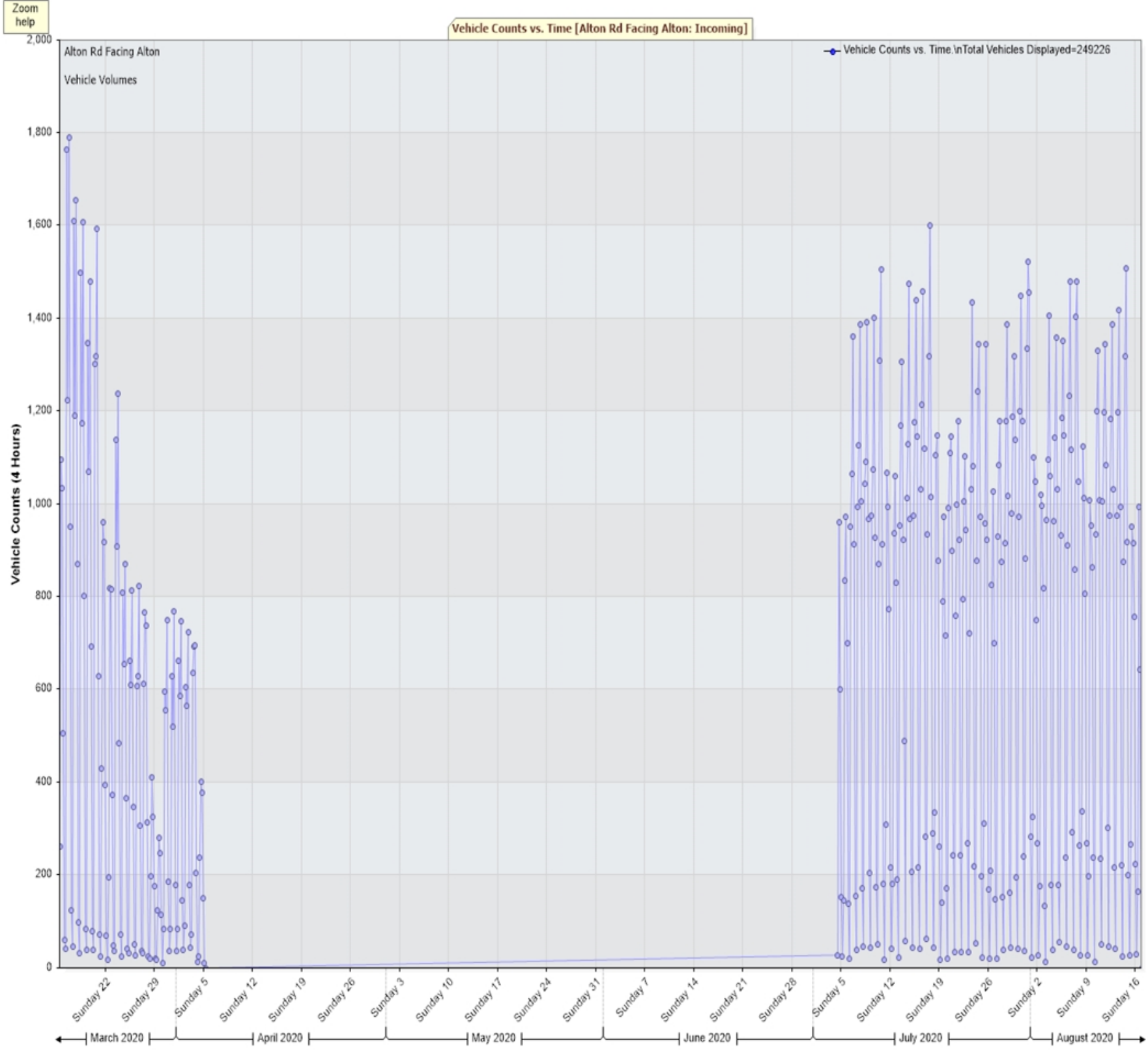
Zoom help
Vehicle Counts vs. Time [Alton Rd Facing Alton: Incoming]
Alton Rd Facing Alton
Vehicle Volumes
Vehicle Counts vs. Time.\nTotal Vehicles Displayed=249226
Vehicle Counts (4 Hours)
2,000
1,800
1,600
1,400
1,200
1,000
800
600
400
200
0
Sunday 22
Sunday 29
Sunday 5
Sunday 12
Sunday 19
Sunday 26
Sunday 3
Sunday 10
Sunday 17
Sunday 24
Sunday 31
Sunday 7
Sunday 14
Sunday 21
Sunday 28
Sunday 5
Sunday 12
Sunday 19
Sunday 26
Sunday 2
Sunday 9
Sunday 16
March 2020
April 2020
May 2020
June 2020
July 2020
August 2020

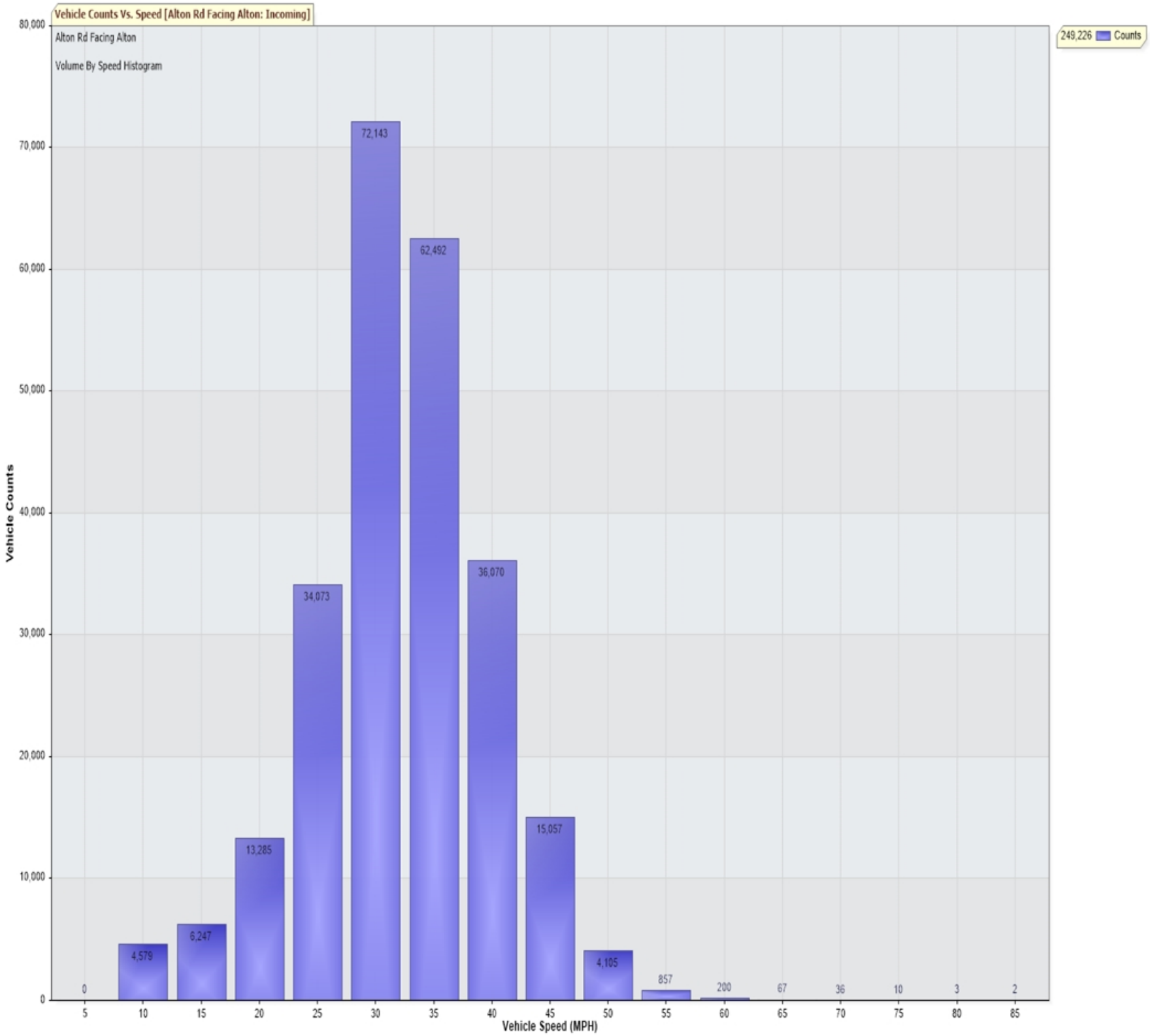
Vehicle Counts Vs. Speed [Alton Rd Facing Alton: Incoming]
Alton Rd Facing Alton
Volume By Speed Histogram
249,226 Counts
Vehicle Counts
80,000
70,000
60,000
50,000
40,000
30,000
20,000
10,000
0
0
4,579
6,247
13,285
34,073
72,143
62,492
36,070
15,057
4,105
857
200
67
36
10
3
2
5
10
15
20
25
30
35
40
45
50
55
60
65
70
75
80
85
Vehicle Speed (MPH)

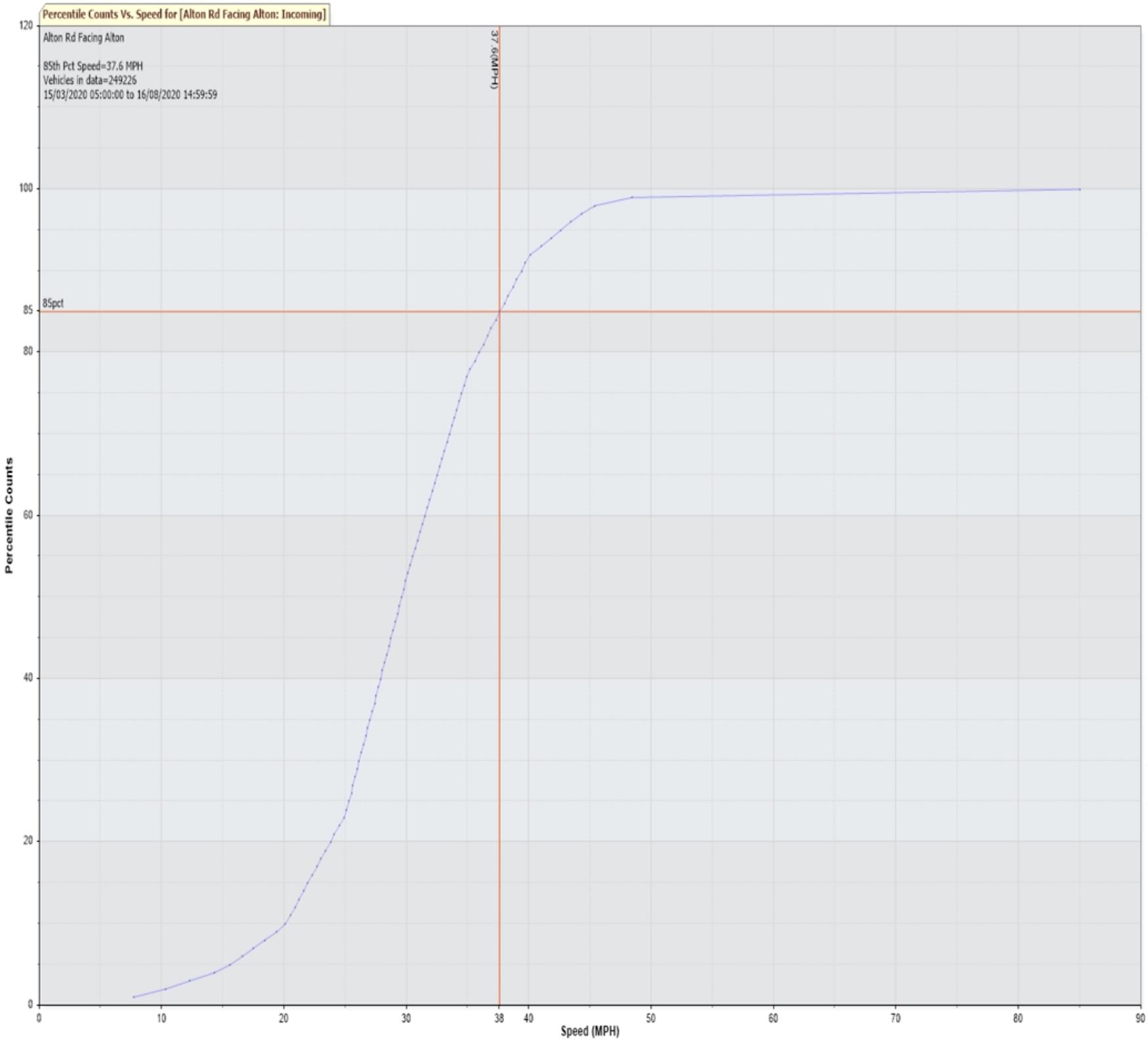
Percentile Counts Vs. Speed for [Alton Rd Facing Alton: Incoming]
Alton Rd Facing Alton
85th Pct Speed=37.6 MPH
Vehicles in data=249226
15/03/2020 05:00:00 to 16/08/2020 14:59:59
37.6(MPH)
85pct
Percentile Counts
Speed (MPH)
0
20
40
60
80
85
100
120
0
10
20
30
38
40
50
60
70
80
90